

QUANTUM V / N / F / CL

QUANTUM V / N / F / CL

TRACTORS FROM
75 – 120 hp



CASE IH

CASE IH

THE TRACTORS FOR ANY SPECIALITY TASK


Setting a benchmark in its segment

13%
more power and
more torque

The new Quantum is designed to satisfy the most demanding professional fruit and vineyard growers. In addition, the Quantum's unique features can be useful in various industries, including the municipal sector, as well as for maintaining parks or golf courses.

A powerful machine with advanced technical solutions and driving comfort makes long working days in vineyards and orchards a joy.





71 dB(A)
low noise level

THE NEW QUANTUM.....	02 - 03
RANGE.....	04 - 05
CAB.....	06 - 07
ENGINE – TRANSMISSION.....	08 - 09
PTO – HYDRAULICS.....	10 - 11
SERVICE SOLUTIONS.....	12 - 13
SPECIFICATIONS.....	14 - 15



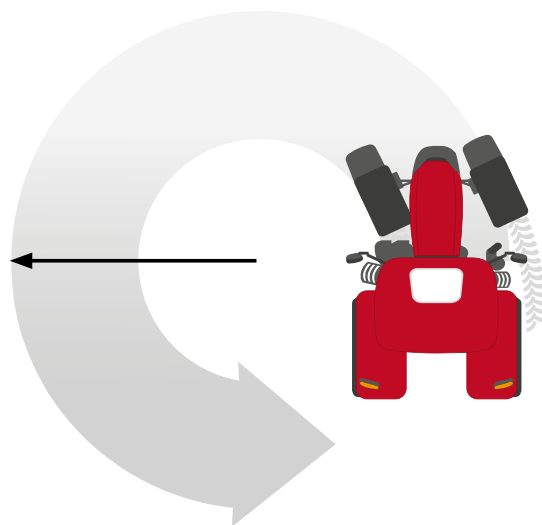
up to **10**
rear remotes

CASE II

THE QUANTUM RANGE

There is a model to meet your needs

Our range of high-value crop tractors is one of the most comprehensive on the market. We understand that finding the right tractor for your specific crop and operation is essential, which is why we offer a diverse selection to cater to your needs. Whether you have a small or large farm, grow different types of crops, or need a tractor for specific tasks, we have options that can meet your requirements.



Turning radius

Quantum V: 3.56 m (tyres 200/70R16)

Quantum N: 3.51 m (tyres 200/70R16)

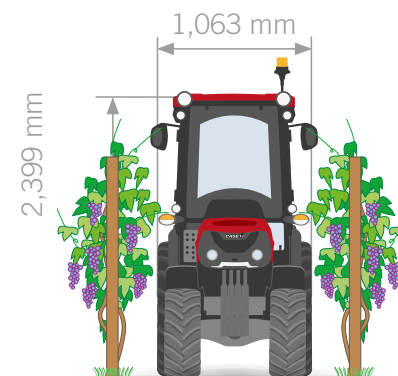
Quantum F: 3.92 m (tyres 7.50R18)

Quantum CL: 4,10 m (tyres 280/70R20)

MODELS	No. of cylinders / capacity (cm ³)	Rated engine power (kW/hp)	Max. torque (Nm @ engine rpm)
QUANTUM 80 V / N / F / CL	4 / 3,400	55 / 75	320 @ 1,300
QUANTUM 90 V / N / F / CL	4 / 3,600	63 / 86	351 @ 1,300
QUANTUM 100 V / N / F / CL	4 / 3,600	73 / 99	407 @ 1,300
QUANTUM 110 V / N / F / CL	4 / 3,600	81 / 110	490 @ 1,300
QUANTUM 120 V / N / F / CL	4 / 3,600	88 / 120	518 @ 1,300

QUANTUM V

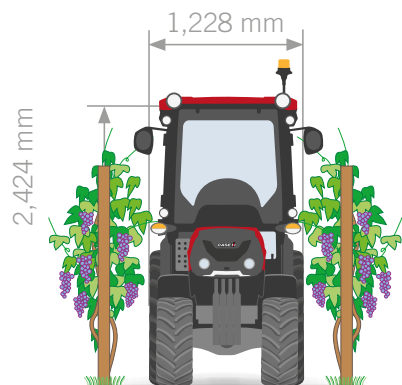
Available from 75 to 120 hp, the 1,063 mm wide Quantum V is ideal for use in narrow row widths on vineyards (Tyres RI 500 mm).





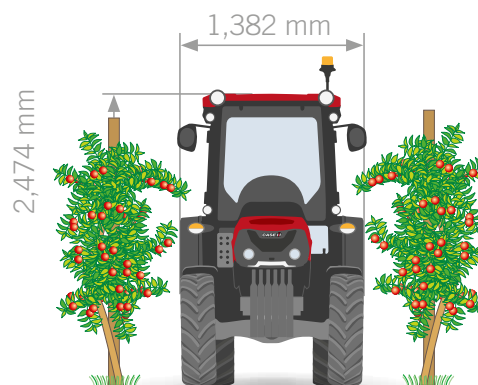
QUANTUM N

At 1,228 mm wide on standard 320/85 R24 tyres, N models are a great fit for any operation where a sub-1.3 m width is a crucial design element. If you need a narrow machine, take a look at what a Quantum N can offer (Tyres RI 525 mm)



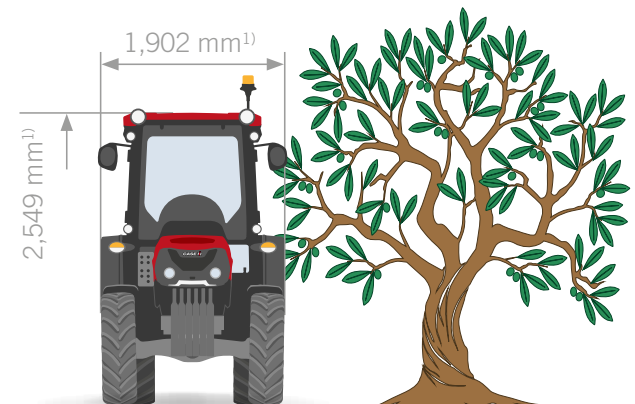
QUANTUM F

Designed for the fruit sector, the 1,382 mm wide Quantum F is made for orchards with regular row spacing (Tyres RI 575 mm).



QUANTUM CL

CL models are designed to bring the benefits of Quantum engineering to a wider span of markets. At 1,902 mm wide, they are suited to a broader range of field tasks, yet retain the key features for which Quantum tractors are well-known. With a low centre of gravity, they are sure-footed and stable when working on hillsides or with a loader (Tyres RI 650 mm).





BUSINESS CLASS IN A COMPACT SIZE

The all-new Quantum cab

When you first get in the all-new 4-pillar comfort cab, you'll immediately notice the raised windscreen and new ergonomic controls. This complete redesign provides an even more spacious driver's workstation that combines straightforward operation with the premium interior finish Case IH is known for.

BEST-IN-CLASS VISIBILITY

The brand new four-pillar cab with raised windscreen and a new seat position ensures unmatched visibility to the front, rear and both sides. The new windscreen design also gives you an unobstructed view of overhead implements, such as a foliage cutter.

INSTRUMENTATION WITH STYLE

The digital LCD dashboard on the A-pillar shows you everything you need at a glance without impacting visibility to the front.

DESIGNED FOR COMFORT

Quantum V, N and F tractors feature a suspended front axle with double-acting cylinders for a smooth ride and efficient power transfer. The optimized gearbox housing offers more leg room and easier entry and exit, while the adjustable suspended seat ensures comfort across any terrain.

CONTROL AND ERGONOMICS

The newly-designed control console with the latest multifunction joystick and freely assignable keys ensure intuitive operation with best ergonomics in mind.

LEVEL 4 FILTRATION SYSTEM

The new cab features a patented dual filtration system to meet all the standards of protection category 2. Additionally, the filter system can be switched to Level 4 filtration via a simple switch to prevent the ingress of chemical particles, ensuring a healthy atmosphere for the farmer.

COMFORT
CAB





THE HEART OF QUANTUM

Industry leading power ratings

The new series is ideal for specialist producers who require a powerful and fuel-efficient machine. It includes a flagship model that expands the range to 120 hp.

MORE POWER AND TORQUE

The new FPT F5 3.6 L engine offers more power and 5 % higher torque without impairing the crucial requirements of a specialized tractor: maneuverability and superior visibility. These high-performance units are available from 75 to 120 hp to deliver best performance while keeping running costs low. The most economical 75 hp model, powered by a 3.4 L 2 valve engine, comes without AdBlue.

CONSTANT ENGINE RPM

Set and store two engine speeds to make operation easier and more efficient. The system is controlled by switches to the operator's right, one of which selects either of the two speed settings, while the other fine-tunes the engine speed setting in increments.

SMART DESIGN

Courtesy of a compact design of the engine, the hood has been re-worked in the Case IH family design that significantly improves front visibility and maneuverability. It also facilitates daily checks as oil level dipstick and radiators that can be easily accessed and thoroughly cleaned.

NEW EXHAUST AFTERTREATMENT SYSTEM

The patented HI-eSCR 2 system is maintenance-free and conceals its components under the hood, ensuring clear visibility and improved attachment of mid-mount implements. By housing hot parts inside, it safeguards against burns and damage to people and sensitive components.

ADVANTAGES

- FPT F34 3,4 litre engine for 75 hp without AdBlue
- New FPT F36 engine provides more power and torque
- Improved safety in dry conditions with integrated aftertreatment system, providing enhanced lateral visibility.



ENGINE &
TRANSMISSION

THE EFFICIENT CHOICE

Transmission options that match your requirements

The Quantum V/N/F/CL transmission can be customized to fit customer needs. The transmission include Powershuttle and ActiveDrive 2 options, as well as an ergonomic repositioned shift lever and optional creep gear. A preselected shuttle aggressiveness and parking lock are also available as options.

TRANSMISSION CHOICE

At the top end of available specifications for Quantum is the 32 x 16 two-speed Powershift with Powershuttle and Powerclutch. Alternatively, you can choose the 44x16 two-speed Powershift transmission with creep speed. At the press of a button, creeper speeds can be easily activated.

AGIL AND STABLE

Quantum axles allow for a 55° turning angle. The CL version features wider axles tailored for hilly conditions, ensuring stability and maintaining a low center of gravity.

OPERATOR'S BEST FRIEND

A multifunctional driving lever is standard in all models, providing a range of capabilities such as gear shifting, speed adjustments, and HiLo control for the transmission. Additionally, the lever offers a dedicated button for two engine revs memories and a single valve control for increased versatility and ease of use.

FOR SENSITIVE TASKS

Left-hand power shuttle enables seamless direction changes without having to release the steering wheel. Additionally, advanced adjustment options allow for customization of the Powershuttle aggressiveness to suit individual preferences.



PTO PACKAGES FOR EVERY NEED

Specify your tractor how you want it

Whether your focus is on power or fuel efficiency, the Quantum PTO delivers the right performance for every task.

3 PTO OPTIONS

The PTO offers up to 3 speeds and ground speed options, and its starting behavior can be set in 3 modes based on the load. Additionally, an automatic PTO for both front and rear operations can be adjusted through the new A-pillar monitor and activated from the armrest.

1000 RPM FRONT PTO

A front PTO option (1,000 rpm) with electro-hydraulic engagement is also available, for working, for example, with front and rear-offset mowers.

FUEL EFFICIENCY AT 1,535 RPM

The Economy PTO speed 540 ECO is reached at an engine speed of just 1,535 rpm. This is the point at which the engine develops its highest torque at the lowest specific fuel consumption.

EXTERNAL CONTROL

All models feature external control buttons for the rear Power Take-Off (PTO), located on both the left and right-hand rear fenders. If the PTO external command button is held for more than 5 seconds, the PTO will switch on and remain permanently activated.

RELIABILITY

Electrohydraulic PTO ensures soft implement startup and enhanced reliability with oil-immersed clutches.



EXTERNAL PTO CONTROLS ON BOTH SIDES

FULL HYDRAULIC POWER

Small size but no compromise

The double pump, open-center hydraulic system comes standard on all Quantum models, providing a powerful 64 l/min output that is suitable for many tasks. And if you need even more hydraulic power, an optional 80 l/min version with load sensing is available to ensure that you have all the power you need to tackle any job with ease. A dedicated 36 l/min pump guarantees reliable steering and greasing services.

UP TO 80 l/min FLOW RATE WITH LOAD SENSING

The Quantum models come equipped with a standard gear pump that delivers 64 l/min of hydraulic power. And if you require even more flow volume, you have the option to configure a high-capacity hydraulic pump that delivers an impressive 80 l/min. The new load-sensing system allows the system pressure to be reduced by 20 bar, thus saving fuel.

LIFTING CAPACITY

The new front linkage option, compatible with all Quantum models, boasts a lift capacity of up to 1,500 kg at ball ends and can be purchased with or without front PTO. Meanwhile, the rear linkage has undergone a complete redesign, featuring two external lift cylinders that provide an impressive lift capacity of up to 2,519 kg.

DRAFT CONTROL

Quantum tractors feature Lift-O-Matic™ Plus for quick implement movement and offer optional electronic hitch control for precise positioning and draft controls.

MECHANICAL OR ELECTRONIC REMOTE VALVES

All Quantum models can be specified with up to 10 rear mounted remote outlets and up to 8 mid-mounted hydraulic remote outlets. When it comes to attachments that demand a significant amount of oil flow, Quantum models lead the way with industry-first Power-Beyond connections in this segment.



OPTIMAL JOYSTICK FOR PRECISE CONTROL OF EH REMOTES

PTO & HYDRAULICS

MECHANICAL REMOTE VALVES

ELECTRONICAL REMOTE VALVES





A SUPPORT LIKE NO OTHER

Solutions for your farming

Our professional dealer network backed up by local Case IH teams, industry-leading Case IH support tools, modern training methods, best-in-class replacement parts, support and logistics performance. All you need for an excellent all-encompassing after-sales service to keep you farming.

GENUINE PARTS

THE IDEAL CHOICE

Our wide range of top quality genuine parts can help maintain the full potential of your machine, season after season, guaranteeing top performance, utmost productivity and high residual value.

REMAN PARTS

REMANUFACTURED

Cutting-edge technology, tailored tooling, equipment and stringent quality testing allow us to remanufacture essential components of your machine to the highest standards, ensuring the same performance as new parts.

ACCESSORIES LINE

BUSINESS SOLUTIONS

Our engineers also develop solutions to cover every one of your individual demands, packaged into kits and designed to help improve business efficiency. Your Case IH dealer offers a host of partner-branded tools, small parts and accessories provided by selected partner suppliers.

MAXSERVICE

AROUND THE CLOCK. AROUND THE COUNTRY.

The Case IH support operates around the clock in high season, in close partnership with the dealer network, to minimise any downtime you might experience. Your dealer, together with Case IH Parts & Service team, has the main goal of getting you back to work as quickly as possible. Solutions may come through the priority shipment of needed parts (24/7), the support on field of Case IH technicians, courtesy units wherever applicable.



SAFEGUARD WARRANTY

PROTECT YOUR INVESTMENT

The Case IH Extended Warranty program under the same condition as the first year. SAFEGUARD WARRANTY allows you to protect your investment from exposure to risk of unexpected repair cost, farm with peace of mind, keep operating costs under control and, at same time, increase machine resale value.

SAFEGUARD CONNECT

ENHANCE YOUR PRODUCTIVITY

SAFEGUARD CONNECT™ is the combination of the best Case IH Services into one unique comprehensive package. A set of added-value services included in your new connected flagship machine*, for long-lasting protection of your investment and maximum productivity of your farming. SAFEGUARD CONNECT may include: Safe-guard Warranty, Max Service, Preseason checks, Operator training, and all the AFS Connect features and services such as the Proactive Remote Support from our control rooms, Telematics, Fleet management, Maintenance Reminders and machine history reports.



OPTIMAL FINANCING SOLUTION FOR EVERY INVESTMENT

CNH Industrial Capital is the financing company for Case IH. Our employees are financial experts and have many years of experience in agriculture. We not only know about Case IH products and the market – we also understand the individual requirements of your operations. Therefore we are always able to offer you a financial solution for your new investments that is tailored specifically to your operational requirements. Our most important goal is improving the profitability of your investments!


MODEL	QUANTUM 80 V / N / F / CL	QUANTUM 90 V / N / F / CL	QUANTUM 100 V / N / F / CL	QUANTUM 110 V / N / F / CL	QUANTUM 120 V / N / F / CL
ENGINE					
No. of cylinders / Capacity (cm ³) / Valves / Emissions Level	4 / 3.400 / 2 / Stage V		4 / 3.600 / 4 / Stage V		
Engine type	FPT F34 Turbo Rail Diesel engine, turbocharged		FPT F36, Common Rail Diesel engine, turbocharged and intercooled		
Rated engine power ISO TR14396 - ECE R120 (kW/cv)	55 / 75	63/86	73/99	81/110	88/120
Max. torque (Nm @ engine rpm)	320 @ 1,300	351 @ 1,300	407 @ 1,300	490 @ 1,300	518 @ 1,300
Fuel tank capacity (Litres) - (Urea tank)	68 / 90 / 104 / 104				
Urea tank capacity (Liters)	-	11	11	11	11
TRANSMISSION					
32x16 ActiveDrive 2 with Powerclutch and 3 reverse adjustments (40kph) min. speed (kph)	0,7				
44x16 ActiveDrive 2 with Powerclutch and 3 reverse adjustments (40kph) min. speed with creeper	0.17 (optional)				
Parking Lock transmission	optional				
DRIVE AND STEERING					
Front axle type	4WD				
4WD front axle standard	Electro-hydraulic system, with limited slip or full differential lock				
Suspended. 4 modes regulable, intelligent response	optional for V / N / F versions				
Turning angle (°)	55				
POWER TAKE OFF					
Type	Electrohydraulic wet clutches with soft/medium/hard start				
Standard rear PTO speed	540 / 540E				
Optional speeds available	540 / 540E / 1,000 and ground speed - front PTO 1.000				
HYDRAULIC SYSTEM					
Max. pump flow – rear hitch and external services	64 or 82 l/min Load Sensing (+ 36 l/min independent steering pump)				
Max. no. rear remote / outlets	3+2 / 10				
Max. no. mid mount outlets	8				
Power Beyond system	optional				
Max. lift capacity at ball ends with arms horizontal (kg)	2.353 / 2.188 / 2.519 / 2.519 - Front HPL 1.500				
WEIGHTS AND DIMENSIONS ¹⁾					
A. Wheelbase 4WD (mm)	2,180				
B. Overall length from No front weight / with front weight / FHPL to rear hyd. lift arms 4WD (mm)	4.183 / 4.260 / 4.621				
C. Min. width on rear tyres (mm)	1.063 / 1.228 / 1.382 / 1.902				
D. Min. overall height Cab (mm)	2.399 / 2.424 / 2.474 / 2.549				
E. Height from rear axle centre to roof Cab (mm)	1,899				
F. Minimum to maximum ground clearance (mm)	217 - 317				
G. Min. - Max. track width front (mm)	835-1.049 / 1.075-1.279 / 1.245-1.579 / 1.256-1.838				
G. Min. - Max. track width rear (mm)	781-1.261 / 916-1.350 / 1.062-1.607 / 1.482-1.927				
Total weight - 4WD cab (kg)	3,200				
Max. permissible weight (kg)	4.500 / 4.500 / 4.800 / 4.800				
STANDARD TYRES ²⁾					
Rear tyres Index Ratio offering	500-600 / 525-625 / 575-675 / 650-675				

* Depends on market specification ¹⁾ with standard tyres ²⁾ other tyres on request





   
caseih.com

 Free phone: 00 800 22 73 44 00

Safety never hurts! Always read the Operator's Manual before working with any equipment. Inspect equipment before using it, and be sure it is operating properly. Follow the product safety signs, and use any safety features provided. This literature has been published for worldwide circulation. The standard and optional equipment and the availability of individual models may vary from one country to the next. Case IH reserves the right to undertake modifications without prior notice to the design and technical equipment at all times without this resulting in any obligation whatsoever to make such modifications to units already sold. Whilst every effort is made to ensure that the specifications, descriptions and illustrations in this brochure are correct at the time of going to press, these are also subject to change without prior notice. Illustrations may show optional equipment or may not show all standard equipment. Case IH recommends **AKCELA** lubricants.

TP01 / SM / 08.23 / Printed in Austria - Cod.No. 23C0015COMINB

CASE IH