

AXIAL-FLOW 160 SERIES

AXIAL-FLOW 160 SERIES

COMBINE HARVESTER
400 – 460 hp



CASE IH

CASE IH

THE BEST IN ITS CLASS

Building on its heritage of ease-of-use and grain quality, the new 160 series is built to provide you with more technology, increased capacity, and better comfort. We have created a high-performance combine in a compact design with best-in-class threshing, simplicity and cost of ownership.

The Axial-Flow® 160 series marks a new milestone in the history of Axial-Flow.

GRAIN QUALITY

Unrivalled single rotor with grain on grain threshing and centrifugal separation concept.

CAPACITY

The biggest grain tank capacity and the most powerful engine in the 9 l class.

VERSATILITY

The only combine with a single feeder configuration ready for all crops.

COMFORT

The most compact combine equipped with one of the biggest and quietest cab.

EFFICIENCY

The lowest repair and maintenance costs combined with a unique services package.



NOW WITH AUTOMATION



THE MOST ADVANCED COMBINE IN ITS SEGMENT

The new Axial-Flow 160 Series is the only combine bringing the power of automation in the class 6 and class 7. Case IH Harvest Command™ automatically optimizes your combine settings as crop conditions change to be more productive, efficient and to simply make your harvest season easier.

HARVEST COMMAND AUTOMATION	04 – 05
HEADERS	06 – 07
FEEDING SYSTEM	08 – 09
SINGLE ROTOR TECHNOLOGY.....	10 – 11
CLEANING SYSTEM	12 – 13
CAPACITY AND PERFORMANCE	14 – 17
CAB & COMFORT.....	18 – 19
RESIDUE MANAGEMENT	20 – 21
MAINTENANCE AND SERVICE SOLUTIONS	22 – 25
PRECISION TECHNOLOGY	26 – 29
PACKAGES & SPECIFICATIONS	30 – 31

THE FUTURE OF HARVESTING

Harvest Command automation

13 SENSORS MONITORED

- A** Ground speed sensor
- B** Ground drive pressure sensor
- C** Flow/Yield sensor
- E** Sieve loss sensor
- F** Patented sieve pressure sensor
- G** Lower sieve position sensor
- H** Fan speed sensor

Not shown:

- Engine load sensor
- Rotor speed sensor
- Inclination sensor
- Rotor loss sensors
- Tailings volume sensor

SET-UP

YOUR HARVESTING STRATEGY

- **Performance:** Maximize grain savings and grain quality while optimizing throughput.
- **Grain quality:** Maximize grain quality while also saving grain and optimizing throughput.
- **Max throughput:** Maximize throughput while automation adjusts combine settings to save grain.
- **Fixed throughput:** Fixed machine throughput to save grain and maintain a quality sample.

HARVEST

WITH ONLY 3 INPUTS REQUIRED

Harvest Command automatically adjusts seven machine settings (ground speed, rotor speed, cleaning fan speed, upper sieve, lower sieve) based upon 13 sensor inputs and comprehensive algorithms. So, you just have to control:

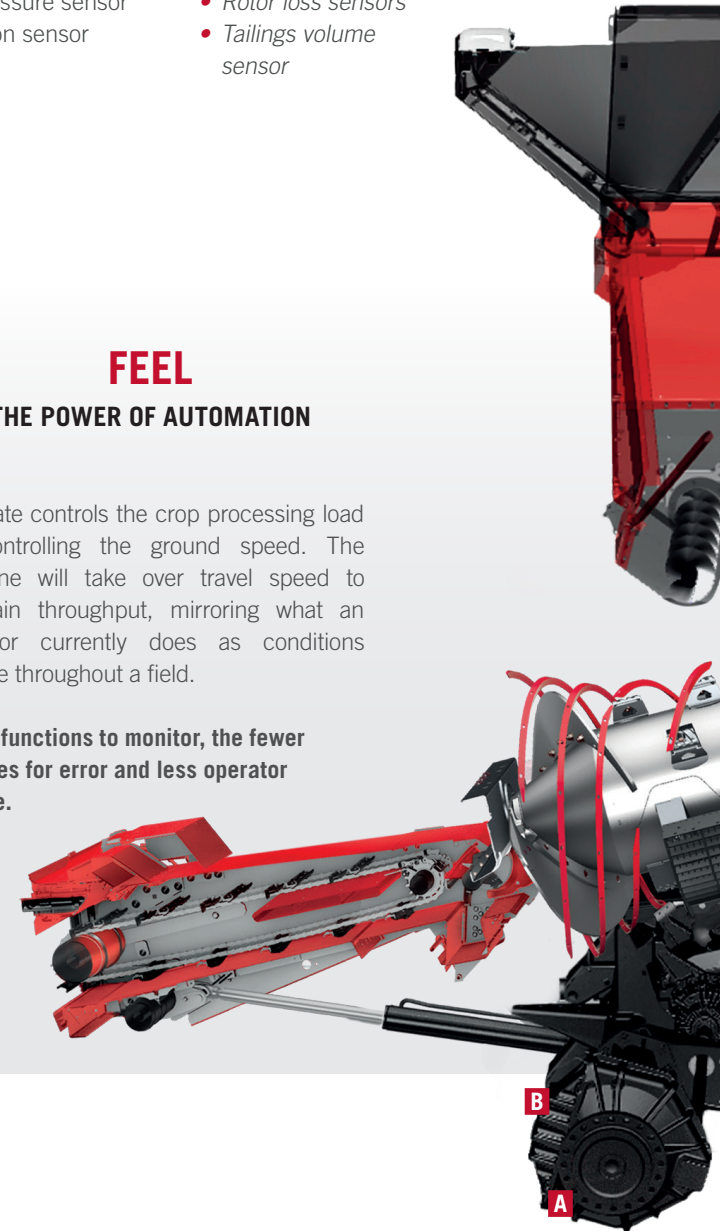
- Concave clearance
- Header position
- Grain tank unloading


FEEL

THE POWER OF AUTOMATION

Feedrate controls the crop processing load by controlling the ground speed. The machine will take over travel speed to maintain throughput, mirroring what an operator currently does as conditions change throughout a field.

Fewer functions to monitor, the fewer chances for error and less operator fatigue.





D PATENTED GRAIN CAMERA

Using visible and invisible multispectral light technology (infrared and ultraviolet spectrums), it evaluates real time images of foreign matter in the grain sample, as well as detecting cracked grains or broken grains.

- 6 different UV light analysis: unique on the market
- Only 7.5 seconds to collect, analyse, inform and adjust combine settings



REPEAT

FROM ONE FIELD TO ANOTHER

Harvest Command allows you to jump from one field to another without manual calibration required or combine resetting. The system can support the following crops:

- corn
- soybeans
- canola
- barley
- wheat

IMPROVE


YOUR REVENUE OPPORTUNITIES

Experienced operators can further enhance their output and grain quality, while less experienced operators can more quickly achieve productivity comparable with experienced operators.

The system increases bargaining power thanks to the low damaged grain ratio and the reduced grain loss.

A SOLUTION FOR EVERY CROP

Designed to harvest over 134 types of grains in any condition




G500V GRAIN HEADER THE SOLUTION FOR HIGH YIELDS

- Working widths from 6.1 m to 12.5 m
- Flexibility with up to 575mm of knife adjustment and cutting knives for different crops
- Single PTO connection reducing the time to connect/disconnect
- New click on side knives design allowing quick installation and removal



3020 FLEX HEADER THE SOYBEAN SPECIALIST

- Working widths from 6.1 m to 9.1 m
- Flexible knife runs close to the ground to gather all low hanging pods
- Fully-adjustable suspension system, with the in-cab control option



DRAPER HEADER BY MACDON

- Working widths from 7.6 m to 15.2 m
- Floating three-section flexible header and double and triple reel configurations allowing 70% more flexibility
- ContourMax™ Contour Wheels
- + 20% capacity thanks to the wider belt and lighter construction thanks to alu components



4400 CORN HEADER
CLEAN COLLECTION, THOROUGH CHOPPING

- Six to eighteen row versions, rigid and folding (some models)
- Chopping option shreds and spreads straw between rows for erosion protection
- Low profile divider design saves valuable grain



3016 PICK UP
GENTLY PICKS UP THE LARGEST WINDROWS

- Clean and gentle pick up of large single or multi windrows
- Intact windrow enters combine – thanks to intermediate feed directing crop underneath auger
- Suits all types of crops

CASE IH HEADER TRAILER

- 7 sizes available for 7.6 m / 8.5 m / 9.14 m / 10.7 m / 12.5 m / 13.7 m / and 15.2 m
- V-type locking system provides faster and easier placing of the header on the trailer
- The knuckle steered wheels without turning axles ensure maximum stability and avoid tipping
- High manoeuvrability up to 40 kph* with the front and rear axles steering
- Equipped with a large lockable storage box and a spare wheel in option



* To comply with legislation and specification in your country



HIGH PERFORMANCE FEEDING

High output, smooth harvesting

The Axial-Flow feeding system is designed to enhance crop flow and improve feeding into the combine, resulting in smooth crop flow and reduced wear.


RUGGED FEEDER FOR MAXIMUM CAPACITY

Our advanced feeder housing is built to handle headers up to 15.2 m wide and weighing 4.7 t. Designed with a service-free hydraulic feeder drive belt tensioner, higher reliability lets you harvest with ease and confidence.

ONE FEEDER CONFIGURATION – READY FOR ANY CROP

When buying an Axial-Flow, you know you can harvest in different conditions without buying additional kit or material. Our feeder is configured for all type of crops, eliminating the need to change the cylinders or the driveline when going from wheat to corn harvesting.

Axial-Flow's exclusive spiral rollers actively engage stones, pushing them into the dedicated trap and so preventing foreign material from contaminating the rotor.





NEW IN-CAB WITH FEEDER ADJUSTMENT

No matter which header you're using or the crops and conditions you're working in, you can constantly optimise feeding to get a cleaner cut. Use this adjustment to hook up your header with ease from any type of trailer.

FOUR-CHAIN FEEDER

The feeder housing has been improved with a fourth chain to improve the feeding performance in high straw conditions and to ensure better reliability.



HIGH LIFTING PERFORMANCE

Both models are equipped with 85 mm lift cylinders to achieve maximum lifting capacity even with the widest grain or corn headers.



UNBEATABLE GRAIN QUALITY

Single rotor technology - the industry benchmark

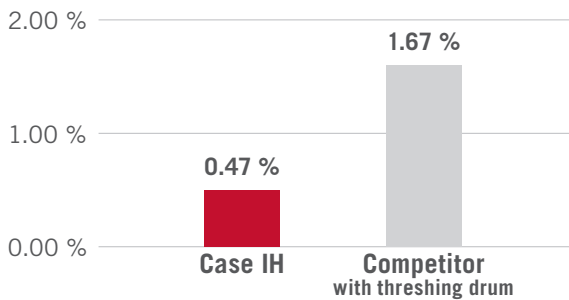
The Axial-Flow threshing concept is the undisputed leader when it comes to gentle threshing, and produces an unbeatably low proportion of broken grain.

GRAIN-ON-GRAIN THRESHING CONCEPT

Our technology ensures that what goes into the grain tank is unbruised and unbroken, protecting top quality and adding revenue to your bottom line. There's no high-impact conventional drum like that used in conventional or hybrid combines.

- Gentle but thorough threshing protects crop quality bonuses.
- Top quality grain – unbruised and undamaged – strengthens your bargaining power when selling


AVERAGE CRACKED GRAIN CONTENT



Source: Agricultural Chamber of Upper Austria

NEW ROTOR SPEED ACTUATOR

4 times faster than the previous version to ensure high responsiveness as setting adjustments are instant, improving overall performance.



UNMATCHED CROP ADAPTABILITY

From one crop to another quickly and easily

When it comes to versatility, the Axial-Flow design remains the best to work in many crops without changing its threshing or cleaning configuration.


EASILY EXCHANGEABLE RASP BARS

The factory-fitted rasp bars are engineered to work in most crops and conditions. For specific crops like soya, rice or canola, they can be easily adapted.



**SEPARATION
AREA**


Small Wire
Small grain



Large Wire
Corn, soybeans
and rice



Round Bar
High moisture corn
and rice



Slotted
Edible beans
and sunflowers



MIX-AND-MATCH CONCAVES GUARANTEE PRODUCTIVITY

The light weight concaves can be easily changed in the field for just-in-time threshing customization. The separation grates can also be exchanged, improving overall combine performance.

- Rotor compartment accessible from either side of the combine
- Light concave modules easy to handle for fast crop modification



A CLEANER CROP FOR A PREMIUM PRICE

The self-levelling cleaning system

It's not just the rotor that makes the Axial-Flow different: the cleaning system also stands out for its efficiency and convenience. It uses the proven chevron shaped cross flow fan that generates a high volume of air for higher cleaning capacity.

- Fixed cleaning area: 5.52 m² total cleaning area
- Cross-flow cleaning system: 5.4 m² total cleaning area
- Maintaining capacity with active hillside compensation on the upper sieve up to 12°
- Six-auger bed system for consistent feeding to cleaning system
- In-cab adjustable sieves

ABRASIVE AUGER BED

Specifically for abrasive crops like rice and soybean, extending operating life and reducing your repairing costs.


NEW HYDRAULIC CLEANING FAN

The hydraulic drive of the cleaning fan greatly improves its responsiveness when adjustments are needed compared to a belt drive. Performance is guaranteed in any condition, especially on longitudinal slope variations.


ELECTRIC ACTUATOR TO COMPENSATE FOR SIDE-HILL SLOPE

CROSS-FLOW CLEANING FUNCTION

Through sensors, the system detects hillside angle up to 12° and automatically compensates one-sided sieve overload. By providing side strokes on the upper sieve, it maintains capacity throughout the entire cleaning cycle.



Working hillsides without Cross-Flow cleaning system



Working hillsides **with** Cross-Flow cleaning system

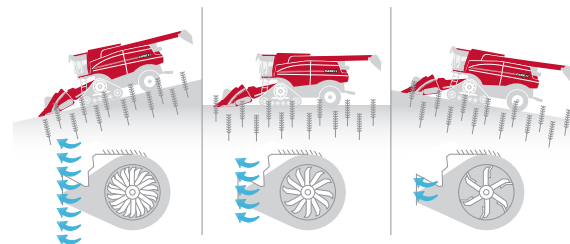


PATENTED SIEVE PRESSURE SENSORS

The sieve pressure sensors will provide Harvest Command automation with sieve loading data. This load data will allow the system to understand the difference between sieve overload and blow-out losses.

AUTO FAN

The sieve pressure sensors work together with the Auto Fan option to help prevent loss before it occurs by detecting load and inclination. The fan and sieves work in concert with each other adjusting to maintain an ideal operating setting and sieve pressure as conditions change.



THE BIGGEST GRAIN TANK OF ITS CATEGORY

Best-in-class
autonomy

The Axial-Flow 160 series model has a grain tank large enough to allow the opening up of large, high-yielding fields without the inconvenience of having to stop and unload.

GRAIN TANK CAPACITY


- **6160:** 10,570 l
- **7160:** 12,500 l

UNLOADING SPEED

- 113 l/sec

NEW GRAIN TANK EXTENSION

The 7160 is equipped with the bigger grain tank of the segment with 12,500 l for higher field autonomy.





EFFICIENT GRAIN HANDLING

Optimized logistics performance

The new 160 series is a testament to both capacity and efficiency. Delivering immense throughput and excelling in storage and speed, its high-capacity grain tank and rapid unloading extend unloading cycles for unparalleled harvest efficiency.

HIGH-CAPACITY ELEVATOR

The high-capacity elevator allows high speed harvesting of high yielding crops like corn. There is sufficient grain tank capacity to work in high yielding crops and large fields while leaving enough time between unloading cycles.

HIGH-SPEED UNLOADING

The auger has been designed with a large diameter allowing efficient high-speed unloading. Unloading at 113 l/sec, you can spend more time harvesting while also reducing power consumption.

RIGHT ON THE TARGET

The top pivoted, inclined unloading auger allows enough space to safely unload the grain into highwall trailers. You can fill the trailer without repositioning the combine for greater comfort and no losses, especially in windy conditions. And when the auger moves back into home position, the spout pivots in the upper position to prevent grain dribble losses.






THE NEXT LEVEL OF PERFORMANCE

Designed to go beyond

Developed for the most demanding harvesting needs, the Axial-Flow 160 series has gone through continuous improvements to keep pace with the introduction of the Harvest Command automation system in performance and efficiency.

NEW HYDROSTATIC DRIVE

The new hydrostatic drive and transmission control ensure the combine attains the highest possible harvesting speed to satisfy the set harvesting parameters, automatically.



LEADING POWER DENSITY

The compact FPT Cursor 9 engine, with 8.7 l displacement, features prompt engine response and is the most powerful of its class (up to 7% better than market average in the 9 l range).

PRODUCTIVITY GUARANTEED

The 6-cylinder architecture and EGR-free technology ensure optimal engine output with highly efficient combustion, resulting in effective performance and low cooling requirements.



MIX OF COMFORT AND PRODUCTIVITY

Your home away from home

Open the door to your Axial-Flow's cab and step into a world of comfort. Long working days are made more bearable in one of the quietest, most spacious and most comfortable cabs on the market. With rubber cab mounts to reduce vibrations and an instrument console within easy reach on the arrest, you can sit back and get the job done.

ERGONOMIC DESIGN

The Case IH Pro 700 touchscreen monitor is placed on a side rail so that you can position it wherever you want. You'll always have optimal visibility according to your needs.

INTUITIVE CONTROLS

All major controls are integrated into the right hand console and the multifunction control lever. The most commonly used commands are close at hand and ergonomically laid out. This allows easy management of all header functions and operation of the unloading auger. In addition, an emergency stop button is included to halt the elevator and header.

3 CAMERAS TO KEEP AN EYE ON YOUR TASKS

Up to three cameras can be factory-equipped for a perfect overview of your tasks. Through the Pro 700 monitor, you can supervise:

- the back of the combine (for headland manoeuvres and trailer attachment)
- the unloading tube
- the grain tank

NEW REMOVABLE COOLING BOX

A large portable cooler is located under the instructor seat and can be easily removed for replenishment.

AUTOMATION FOR STRESS-FREE HARVESTING

In reducing manual operations from twelve to three, Harvest Command system considerably reduces driver strain during long harvesting days.





FIELDS READY FOR SEEDING


Efficient residue management

UNIQUE INTEGRATED CHOPPER

The integrated chopper reduces the amount of rotating parts and the straw management system complexity. It actively chops the straw without any additional straw beater, keeping the machine compact and manoeuvrable.

QUICK CHANGE FROM CHOPPING TO SWATHING

It only takes a few steps to change from chopping to swathing. The residue spreading system can be adjusted via an easy-to-reach button at the rear of the combine. A lever adjusts chopper speed and brings the counter knives into position. The chopper knives are retracted for swathing with a reduced chopper speed up to 800 rpm. This results in top straw quality for bedding or fodder.





GENTLE AND EVEN SPREAD

Two hydraulic spreaders guarantee even coverage with large volumes of straw. Electrically adjustable spreading fins can be adjusted from the comfort of your cab, to ensure total control over the quality and spread of the chopped straw. Three different gate settings can be saved and called up from the Pro 700 monitor, saving you time when moving to a new field.

MAINTENANCE MADE EASY


The spreaders swing out sideways for easy accessibility to the cleaning area.

NEW POWERED REAR ROLLER

The optional powered rear extractor helps straw movement out of the machine body, especially in wet conditions or if the field is weedy. The roller also helps straw deposition, gently laying the material in a soft swath.

The roller is activated by hydraulic motor which can be easily adjusted for any kind of straw or for different field conditions.





BEST-IN-CLASS UPTIME

The most cost-efficient combine

With a design that's centred around fewer moving parts than on any other combine, you can get going while others are still in the yard. Daily service points are simple to access while FPT Industrial's Stage 3B engine solution provides low running costs over lifecycle.

THE FEWEST MOVING PARTS ON THE MARKET

The Axial-Flow combine has the simplest driveline on the market with only 11 belts, 7 chains and a single rotor. The drives for the whole combine are powered from a central gearbox mounted directly to the engine. This ensures direct power transfer, enhanced reliability and much less maintenance work.

UP TO 20 % LONGER SERVICE INTERVALS VS. OTHER BRANDS

The proven FPT Cursor 9 engine is designed to save you time thanks to its market-leading 600-hour service intervals.

MAINTENANCE-FREE AFTER-TREATMENT SYSTEM

The patented HI-eSCR2 system eliminates the need for SCR component cleaning or filter replacement during the system's entire service life.

RELIABLE PERFORMANCE, LOW FUEL CONSUMPTION

The EGR-free architecture ensures optimal combustion efficiency – resulting in low fuel consumption and top-class performance.

FAST AND COST-EFFECTIVE ROUTINE MAINTENANCE

All inspection points are accessed from ground level, or a conveniently placed step. The small number of belts and chains permit convenient access to the driveline while easy access to the concaves and rotor allows quick servicing or repairs.



PARTS AND SERVICES

Solutions for your farming

Our professional dealer network backed up by local Case IH teams, industry-leading Case IH support tools, modern training methods, best-in-class replacement parts, support and logistics performance. All you need for an excellent all-encompassing after-sales service to keep you farming.

GENUINE PARTS THE IDEAL CHOICE

Our wide range of top quality genuine parts can help maintain the full potential of your machine, season after season, guaranteeing top performance, utmost productivity and high residual value.

REMAN PARTS REMANUFACTURED

Cutting-edge technology and strict quality testing enable us to rebuild essential machine components to new-part standards.

ACCESSORIES LINE BUSINESS SOLUTIONS

Our engineers also develop solutions to cover every one of your individual demands, packaged into kits and designed to help improve business efficiency. Your Case IH dealer offers a host of partner-branded tools, small parts and accessories provided by selected partner suppliers.

CNH | CAPITAL

OPTIMAL FINANCING SOLUTION FOR EVERY INVESTMENT

CNH Industrial Capital is the financing company for Case IH. Our employees are financial experts and have many years of experience in agriculture. We not only know about Case IH products and the market – we also understand the individual requirements of your operations.

Therefore we are always able to offer you a financial solution for your new investments that is tailored specifically to your operational requirements. Our most important goal is improving the profitability of your investments!

THE NEXT LEVEL OF PROFITABILITY

Case IH Precision Technology systems revolutionised precision farming in 1995, allowing farmers to monitor the entire crop production cycle.

With Precision Technology solutions, farmers can increase profits through repeatable accuracy, lower operating costs and reduced overlaps.

A PRECISION SOLUTION FOR EVERY NEED


Case IH offers a number of precision farming signals with varying levels of accuracy, so that you can choose what's best for your operation.

RTK+

- Pass to pass: 1.5 cm
- Repeatable: 1.5 cm

AFS1

- Pass to pass: 15 cm




TRADITIONAL SINGLE BASE RTK NETWORK

Degraded signal



CASE IH RTK+ NETWORK

RTK+ (Real Time Kinematic) is the top-end technology that ensures a fast, dependable signal and maximum accuracy in all conditions, regardless of field location.



PRECISE AND REPEATABLE AUTOMATED STEERING

AccuGuide maximises your productivity and efficiency across your operation. In using controlled-traffic patterns, you minimize field compaction and further improve your agronomic performance.

- Higher concentration on optimising the performance of a combine
- Unload on-the-go and concentrate fully on the trailer
- Faster headland turns by taking every second or third pass



CONNECT MULTIPLE MACHINES IN A FIELD

With **Case IH AccuSync**, you can ensure operators are working together efficiently by sharing coverage maps and A/B guidance lines for all seasons of use. The system allows you to connect up to 6 combines, with data sharing compatibility between Case IH Pro 700 and Pro 1200 monitors.

- Enable section control based on operation coverage at the field level
- Gather more accurate data on tillage, planting, seeding, nutrient application, spraying and harvest
- Ensure parallel passes by all equipment
- Provide accurate yield maps where less-than-full swath is used
- Avoid skips and control overlaps



HANDS-FREE ASSISTED STEERING

Case IH RowGuide provides accurate, hands-free assisted steering during corn harvest to reduce operator fatigue through long hours of operation. Two mechanical touch sensors, mounted on the corn-header dividers, sense row position.

The Row Guidance system can also be linked to the GPS positioning system, AccuGuide, which can distinguish between cut and uncut rows, to facilitate night-time harvesting and advanced harvesting activities such as skip row functionality.




CONNECT. VIEW. MANAGE.



The all-in-one FieldOps simplified platform for all your Case IH and multi-branded equipment.


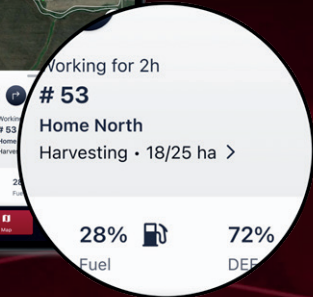
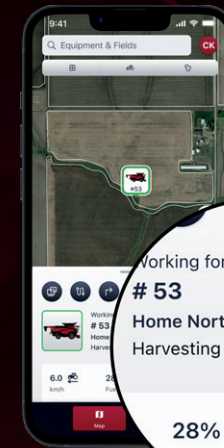
Get access to real-time data and insights, including real-time monitoring, precise equipment location and duty status, estimated job completion time, and more.

Create a free account to access all features of Case IH FieldOps!



REAL-TIME MACHINE MONITORING

- Get precise equipment location and duty status.
- Monitor task completion and view 24-hour machine history.
- For a specific job, the robust performance data from FieldOps tells you how much area in the field is left and gives you an estimated time to completion.

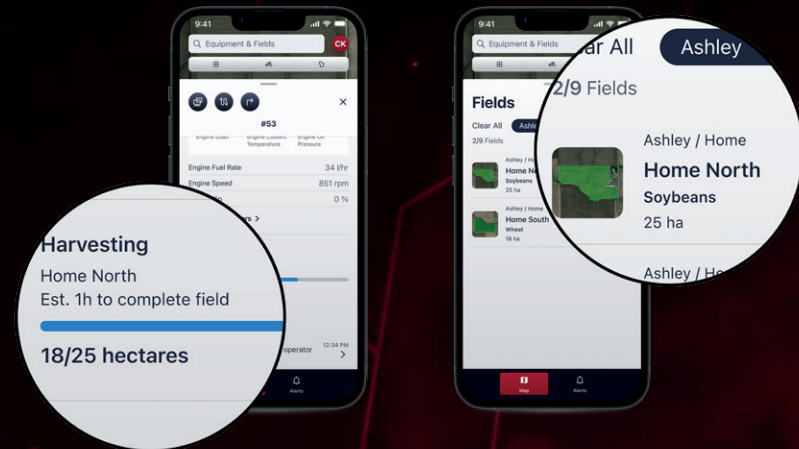


Download the app



MACHINE PERFORMANCE TRACKING

- Improve your fleet's efficiency from anywhere.
- Monitor every detail of your fleet to make real-time decisions.
- Build your setup with your choice of over 50 real-time parameters, including:
 - telematics,
 - work status,
 - fuel and DEF consumption,
 - engine hours and more...



DATA VISUALIZATION

- Quickly view the activities for a given field and choose which data layers to visualize.
- Turn agronomic data layers into prescriptions, run agronomic reports and create manual agronomic data layers.
- Set-up data integration between Case IH equipment and third-party systems which streamlines data collection and analysis, providing a holistic view of your farm operations.
- Easily find what you're looking for by toggling between tabs or using powerful search and quick filters.



ONE STANDARD THREE PACKAGES

The choice is yours



Your machine, your choice of comfort. Choose from three different packages to tailor your Axial-Flow 160 series to your needs. The equipment packages can be changed by Case IH without prior notification. Please contact your local dealer for the latest configuration.

SELECTION PACKAGE

The entry-level pack is crafted for farmers aiming to “harvest in full autonomy”, ensuring maximum performance. Experience the simplicity, crop adaptability and grain quality of Axial-Flow combines.

- Deluxe cab
- Standard feeder adapter
- Fixed cleaning system with electrical fan speed
- Feedrate as an option

ADVANCED PACKAGE

The advanced package stands as our best offering for customers who prioritize personalized customization. Adapt your combine with an extensive range of optional choices, ensuring it aligns perfectly with your preferences.

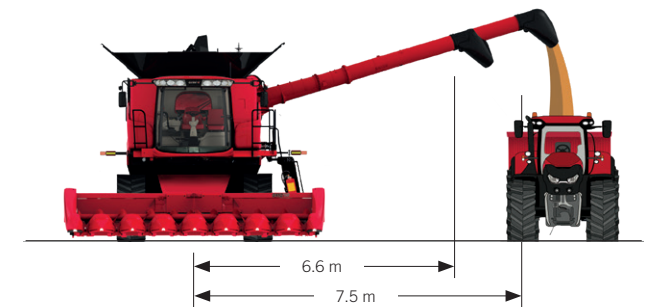


- Luxury cab
- Harvest Command as option
- Fixed or cross-flow cleaning system with hydraulic fan

PROFESSIONAL PACKAGE

Our top-end equipment pack delivers a full-spec machine without compromises. Designed for the most demanding customers and contractors, it promises the highest performance combined with the latest in technology.

- Luxury cab
- Heated and ventilated leather seat
- Cross-flow cleaning and hydraulic fan
- In-cab fore and aft feeder interface adjustment
- Harvest Command as standard

MODELS	AXIAL-FLOW 6160	AXIAL-FLOW 7160
HEADERS		
Case IH fixed / variable knife headers (2030/3050 range), draper headers (3152 range), flex headers (3020 range) working widths [m]:	4.9 / 5.5 / 6.1 / 6.7 / 7.6 / 8.5 / 9.1	4.9 / 5.5 / 6.1 / 6.7 / 7.6 / 8.5 / 9.1 / 10.7
Corn header 4400 range rigid / foldable:	6 and 8 rows chopping and 12 rows corn headers	6 and 8 rows chopping and 12 rows corn headers
Pickup headers 3016 range working width [m]:	3.7 / 4.6	3.7 / 4.6
THRESHING / SEPARATING		
Rotor drive type	Variable belt with 3-speed transmission	Variable belt with 3-speed transmission
Rotor speed range (rpm)	250 - 1,150 (3 ranges)	250 - 1,150 (3 ranges)
Rotor diameter and length [mm]	762 / 2,794	762 / 2,794
Total separation area [m ²]	2.78	2.78
Threshing / separating modules wrap angle (°)	156 / 133	156 / 133
Number of threshing / separation modules	6 / 3	6 / 3
CLEANING SYSTEM		
3 steps cleaning system / Cross Flow Cleaning system (for hillside harvesting)	● / ○	● / ○
Total sieve area under wind control [m ²]	5.52 m ² fixed cleaning - 5.4 m ² cross flow cleaning	5.52 m ² fixed cleaning - 5.4 m ² cross flow cleaning
CLEANING FAN		
Fan speed range (rpm)	450 to 1,250	450 to 1,250
RETURN SYSTEM		
Tailings return type	To rotor	To rotor
GRAIN TANK / UNLOADING		
In-cab control of grain tank covers	●	●
Grain tank capacity [l]	10,570	12,500
Unloading rate [l/s]	113	113
Unloading auger effective length, measured from middle of combine to tip of unloading auger [m]	6.6 / 7.4 / 7.8	6.6 / 7.4 / 7.8
STRAW CHOPPER & SPREADER		
Straw chopper / beater	Integral flail-type straw chopper	Integral flail-type straw chopper
Number of knives: chopper/counterbar	52 / 32	52 / 32
Spreader type	Dual horizontal spreaders and foldable windrow chute	Dual horizontal spreaders and foldable windrow chute
ENGINE		
Model and type / Capacity [cm ³] / Emission stage	FPT Cursor 9, 6-cylinder, turbo, aftercooler / 8,700 / Stage 3B	
Max. power ECE R120 ¹⁾ at 2,000 rpm (kW/hp(cv))	295 / 400	338 / 460
Fuel tank diesel [l]	950	950
TRACTION		
Transmission	Hi / Lo hydrostatic drive, 2 speed ranges in transmission	
Heavy duty adjustable steering axle	●	●
Final drive type	bull gear	bull gear
Powered rear axle	○	○
Feedrate control	○	○
PRECISION TECHNOLOGY		
Yield & moisture monitoring / mapping	○	○
Case IH Precision Technology ready and Guidance ready	○	○
Harvest Command automation	○	○
TYRES		
Traction tyres	800 / 65R32 L1172A8 R1W; IF800 / 65R32 L1178A8; 900 / 60R32 176A8 R1W	
Steering tyres	480/80 R26 160 A8; 600 / 65R28 154A8 R1W	
DIMENSIONS AND WEIGHTS		
A: Length [m]	8.7	
B: Width [m]	3.3 - 3.94	
C: Height [m]	4.0	
Weight [kg]	16,500	17,200





f y @ in
caseih.com



⚠ Free phone: 00 800 22 73 44 00

Safety never hurts! Always read the Operator's Manual before working with any equipment. Inspect equipment before using it, and be sure it is operating properly. Follow the product safety signs, and use any safety features provided. This literature has been published for worldwide circulation. The standard and optional equipment and the availability of individual models may vary from one country to the next. Case IH reserves the right to undertake modifications without prior notice to the design and technical equipment at all times without this resulting in any obligation whatsoever to make such modifications to units already sold. Whilst every effort is made to ensure that the specifications, descriptions and illustrations in this brochure are correct at the time of going to press, these are also subject to change without prior notice. Illustrations may show optional equipment or may not show all standard equipment. Case IH recommends **AKCELA** lubricants.

Printed in Italy - Cod.No. 26C2001COMINB

CASE IH