

FARMLIFT 742

MAXIMUM REACH - 7.0 METRES



FARMLIFT 742

CASE **ih**

CASE **ih**

THE RIGHT FARMLIFT FOR EVERY JOB

Elevated Performance

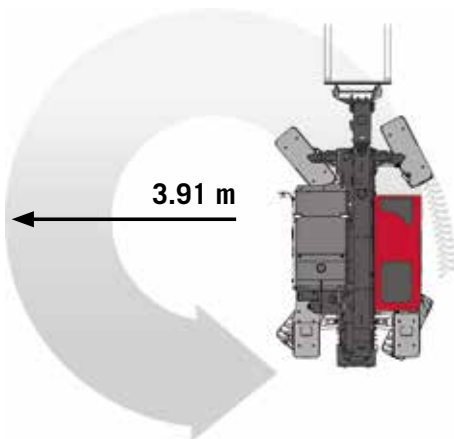
From the 742 with a 7.0 metre reach, and a maximum lift capacity of 4,200 kg, the Farmlift model meets every operator's needs. We designed the Farmlift to support a variety of segments in today's agriculture.

From small to large farm operations, the Farmlift is capable of improving productivity, while ensuring that the operator remains fresh throughout the working day.

Its high visibility cabin enables the operator to always have close to a 360 degree of visibility.

While its impressive 3.9 metre turning radius allows the machine to be used within those confined spaces, you know you can count on superior operating comfort, short loading times and quick vehicle response.


**CONFIGURE
YOUR FARMLIFT
HERE:**



FARMLIFT 742

Suited for businesses with extensive material volumes and strict requirements concerning efficiency, dependability, and convenience.

-  FPT Stage 3B | 4 cylinders 4,500 cm³
-  6x3 fullpowershift transmission
-  4WD with Limited-Slip-Differential
- Standard for front axle / optional for rear axle
-  460/70R24 or 500/70R24
-  **HIGH CAPACITY BOOM**
7.0 m lift height capacity
with 4.2 t lift capacity
-  **ALL-ROUND VISIBILITY**
9 % better visibility





MODELS

FARMLIFT 742

MAIN BOOM

Max. Lift Capacity (Kg)	4200
Max. Lift Height (Metre)	7.0

HYDRAULICS

Piston Pump (140 / 160) Litres	Standard / Optional
Hydraulic Oil Tank Capacity (Litres)	105

HYDRAULICS

Lift (140 L / 160 L Piston Pump)	6.7
Lower (140 L / 160 L Piston Pump)	5.2
Extend (140 L / 160 L Piston Pump)	6.2
Retract (140 L / 160 L Piston Pump)	4.5
Dump (140 L / 160 L Piston Pump)	2.8
Rollback (140 L / 160 L Piston Pump)	2.9
Total Time (140 L / 160 L Piston Pump)	28.3

BUCKET ANGLE

Dump Angle	118°
Total Rotation Angle	142°

ENGINE

Type	4 cylinder, Stage 3B, Common Rail Diesel, Turbo Intercooler
Displacement (Cm3)	4.485
Rated Engine Power ISO TR14396 - ECE R120 (KW/CV)	96 / 129 @ 2,200 rpm
Max. Engine Power	107 / 146 @ 1,800 rpm
Max. torque (Nm @ Engine RPM)	591 @ 1,500

TRANSMISSION

6 x 3 Powershift (Manual & Auto Shifting)	Standard
Max. Travel Speed (KPH)	40

AXLES

Limited Slip Differential Front & Rear	4WD
--	-----

STEERING

Steering Mode	2WS / 4WS / 4WCS
---------------	------------------

WEIGHTS AND DIMENSIONS

A. Length fork heel to counter weight (mm)	5239
B. Wheel Track (mm)	3000
C. Ground Clearance (mm)	415
D. Max. Width (mm)	2340
E. Wheel Base (mm)	1873
F. Cab Height (mm)	2447
Total weight with forks and operator (kg)	8000

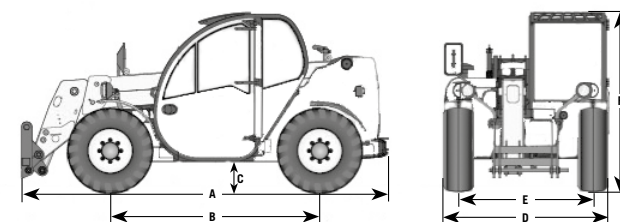
WHEELS AND TYRES

Standard	460 / 70 R24
Optional	500 / 70 R24

2WS : Two Wheel Steer

4WS: Four Wheel Steer

4WCS: Four Wheel Crab Steery





f y in @
caseih.com

⚠ Free phone: 00 800 22 73 44 00

Safety never hurts! Always read the Operator's Manual before working with any equipment. Inspect equipment before using it, and be sure it is operating properly. Follow the product safety signs, and use any safety features provided. This literature has been published for worldwide circulation. The standard and optional equipment and the availability of individual models may vary from one country to the next. Case IH reserves the right to undertake modifications without prior notice to the design and technical equipment at all times without this resulting in any obligation whatsoever to make such modifications to units already sold. Whilst every effort is made to ensure that the specifications, descriptions and illustrations in this brochure are correct at the time of going to press, these are also subject to change without prior notice. Illustrations may show optional equipment or may not show all standard equipment. Case IH recommends **AKCELA** lubricants.

TP01 / SM / 01/25 / Printed in Italy - Cod.No. 25C4003COMINB_4p

CASE IH