




CropScan 3300H

ON COMBINE GRAIN ANALYSER

Optimise Yield in the Field



REAL TIME

GRAIN QUALITY

The CropScan 3300H On Combine Grain Analyser measures Protein, Moisture, Oil, Starch and Fibre in grains and oil seeds every 5 to 8 seconds as they are harvested in the field. The CropScan 3300H comprises of a Sampling Head, a Fiber Optic Cable, a NIR Spectrometer and a CropScan display. As grain passes up the clean grain elevator, grain fills the remote sample head and the NIR scan is collected. The results for Protein, Moisture, Oil, Starch and Fibre are displayed on the CropScan display in the form of Field Data, Field Maps, Graphs, Tank Data, Field and Site Storage Data which are then synced to the user's CropScanAg Cloud Account. The data enables farmers to make better decisions regarding when to start harvest, blending grain and improving Nitrogen management practices across the farm.


Accurate Moisture Readings

Accurate Moisture measurements mean farmers can harvest for more hours each day and have confidence in every load of grain delivered.



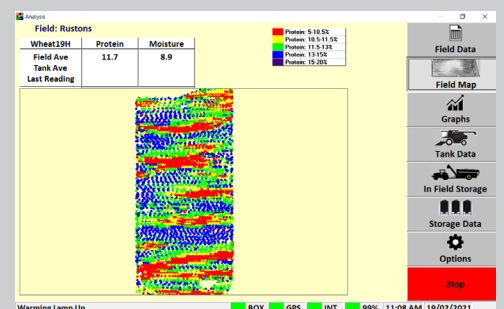
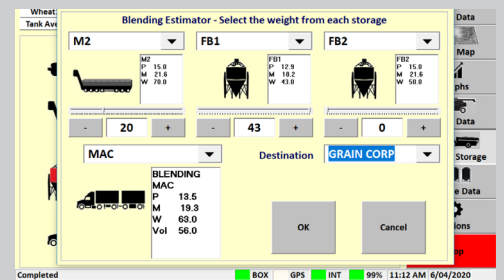
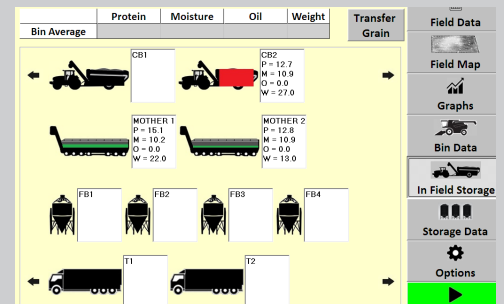
Grain Logistics

Optimise crop payments based on accurate Protein blending. The CropScan Grain Logistics software enables farmers to manage the quality and quantity of their grain from the field.



Nitrogen Management

The CropScan 3300H can assist farmers to achieve higher Nitrogen Use Efficiency (NUE) across their farm. Combining Protein and Yield data provides a more complete picture of Nitrogen Availability and Uptake across the field.



OPTIONAL LICENCES & SUBSCRIPTIONS

Connectivity and integration modules to get your harvest equipment working together.



SIM Card Subscription

An optional SIM Card Subscription simplifies the user connection process between the CropScan display and the CropScanAg Cloud. The SIM card is pre installed to the CropScan display and maintains a 12-month internet connection for data syncing, software and calibration updates. The user can renew the subscription via their dealer.



CropScan Cart Weight Scales Integration Licences

The CropScan Grain Transfer operation can be simplified using the Cart Weight Scales integration feature. The Licence unlock allows users to connect to a Libra Cart, Digi Star and Elmer weight scales unit. The grain transferred from the combine's tank to the grain cart can be automatically read and recorded along with the Protein, Moisture and Oil averages for that tank. This feature improves the accuracy and traceability of grain transfers from the combine to other farm storage locations.



CNH Industrial CANBUS Integration Licence

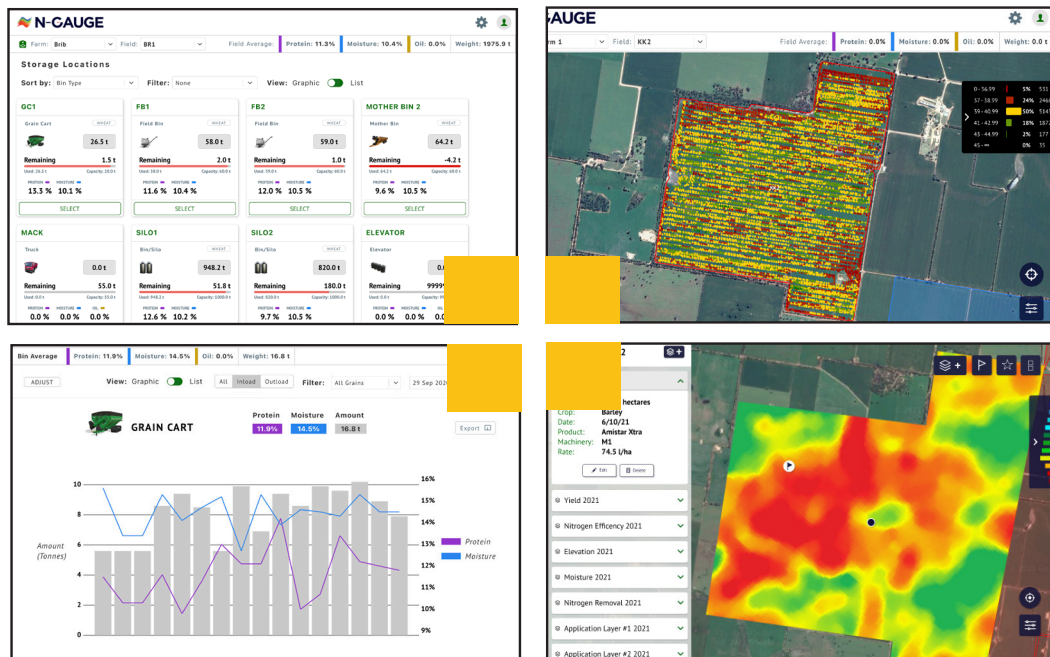
The CropScan to CNH Industrial CANBUS Integration allows users to log the Yield data along with the Protein, Moisture and Oil data into the CropScan display. The CANBUS Integration enables the CropScan to generate yield maps and automatically populates the grain tank weight in the CropScan Grain Logistics screen thereby improving the grain transfer weight functions. The CANBUS integration feature brings the quality and quantity attributes together to improve on-farm grain logistics and nutrient management planning for the next harvest.



N-GAUGE

IT'S TIME TO N-GAUGE YOUR DATA

The CropScanAg N-GAUGE Mobile App offers a subscription based suite of management tools for farmers to N-GAUGE their harvest data. The N-GAUGE Grain Logistic and Nutrient Manager modules can be accessed from any smart device. Connect and share data across the farm with your team and advisors. The sensor data for Protein, Moisture, Oil and Yield are collected during the harvest in the CropScan display. The data is pushed to the CropScanAg Cloud every cycle of the unloading auger. The updated data can then be visualised in the Grain Logistics and Nutrient Manager modules.



GRAIN LOGISTICS

TRACK AND TRACE EVERY LOAD

The CropScanAg N-GAUGE Grain Logistics App connects growers and their team with their Protein and Yield harvest data. The N-GAUGE App simplifies the operation of the CropScan 3300H and pushes data to the CropScanAg Cloud to allow other team members to view the quality and quantity of the grain across the farm storage locations. The Virtual Farm Storage screen shows the grain stored in each location, allowing the operator to:

- Transfer the load to and from the field bins, mother bins, grain bags, trucks, bin/silos, bunkers, sheds or to the end grain buyer.
- View current field averages and stack averages
- Split grain transfers across two storage locations
- Simulate grain blending across storage locations
- Create and email site storage reports

NUTRIENT MANAGER

PROTEIN TO PRESCRIPTION

The N-GAUGE Nutrient Manager simplifies Variable Rate Fertilisation (VRF) prescriptions for growers by automatically generating the sensor layer data for:

- Protein, Moisture and Oil
- Boundaries and AB Lines
- Yield and Elevation
- Formulated layers for:
 - Protein/Yield Correlation Quadrants (Field Performance Maps)
 - Nitrogen, Sulphur, Phosphorous and Potassium Removal
 - Nitrogen Use Efficiency (NUE)

The data can then be simply turned into an VRF prescription for N,P, K and S and sends them to the seeder or spreader.



OPTIMISE YIELD IN THE FIELD

The CropScan 3300H measures Nitrogen in the form of Protein. Protein and Yield mapping provides a more complete picture of the Nitrogen Availability and Uptake in the field. Research shows that cereal crops with Protein content less than 11.5% have not reached their full Yield potential. Combining Protein and Yield maps identifies the zones across the farm where the Yield has been limited by Nitrogen. By using both Protein and Yield data, farmers can develop simple and accurate Variable Rate Nitrogen Applications to achieve the Sweet Spot for Protein and Yield. The "Sweet Spot" is when the Nitrogen application rates are sufficient to allow the crop to achieve the full Yield potential at the optimum Protein content. Over 11.5% Protein, the Yield does not increase and any surplus Nitrogen only goes to increase the Protein content of the grain. Protein can therefore be utilised as an indicator to optimise fertiliser application rates.

TESTIMONIALS

Broden and Chris Holland - NSW

"We finally have a tool that enables us to make timely, accurate and reliable decisions around grain blending with moisture, protein and oil all being measured and recorded. The ease of use, local support and simple design make harvest with the CropScan a breeze and fuss free when time is most important. The big kicker is the ability to measure protein variation and create reliable VR urea maps to even protein and mineral nitrogen variation within our paddocks."

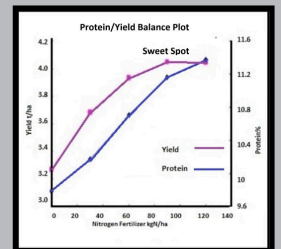
Ben Cripps - WA

"The CropScan is simple to use, simple to maintain and the information gathered benefits logistics and pricing at harvest. The data then feeds into nutrition decisions for future years.

CropScanAg have been great to deal with, taking on suggestions and ideas to improve the product continually to make it easier for the farmer to gain maximum benefit from their investment."

Peter Klopp - SA

"Measuring the Protein and Yield across the field validates any VRF, Seeding and other farm trials or practices. The crop performance is quantified by the Protein and Yield response."



**IF YOU
CAN'T
MEASURE IT,
YOU CAN'T
MANAGE IT**

TECHNICAL

SENSOR

WAVELENGTH	720-1100nm
POWER	12VDC
SAMPLE SIZE	400ml
CYCLE RATE	5-8 seconds
OPERATING TEMP	10-50 Degrees Celsius (50-122 Degrees Fahrenheit)
DISPLAY	10.1 inch Windows OS, 3 x USB 2 X RS 2322, SIM
CLOUD	CropScanAg Cloud API
PLATFORM TYPES	Case IH-New Holland-John Deere-CLAAS-AGCO
GPS	Not supplied - Combine Receiver required
WEIGHT	22kgs (48.5lbs)
SHIPPING	600 X 350 x 485mm (23.6 X 13.8 X 19.1 in)

APPLICATIONS

CALIBRATION	PLS (Partial Least Squares)
PARAMETERS	Protein, Moisture, Oil, Starch and Fibre
CROP TYPES	Wheat, Barley, Durum, Canola, Corn, Soy Beans, Sorghum, Chick Peas, Lentils, Oats, Lupins, Rice. Other Grain Types available on request

