



TELEMATICS SERVICES

*Personal assistant
for fleet management*



ADD BRAINS TO YOUR FLEET'S BRAWN

FROM GUESSWORK TO INTELLIGENCE WITH SITEWATCH

SiteWatch, the CASE Construction Equipment telematics system, helps you to monitor and manage your fleet: you can reduce downtime and operating costs, while increasing uptime, efficiency and security.

UNDERSTANDING YOUR NEEDS

SiteWatch is available factory fit, with a three-year subscription, for dozers, graders, wheel loaders, compact wheel loaders, skid steer loaders, compact track loaders, excavators and backhoes. It can also be purchased as an aftermarket solution, with the same functionalities.

With SiteWatch you are:

Smart operator


SiteWatch proactively keeps you informed of key data. You can compare machines or trends in fuel use over time. You can evaluate machine notifications to determine the actions required. You receive performance metrics, idle-time analytics, maintenance interval alerts, machine health reporting and programmable security alerts.

Expert planner

SiteWatch makes you the expert in identifying machine performance trends, implementing changes if needed and monitoring them afterwards. SiteWatch comes pre-programmed to monitor up to 40 CAN parameters, some of which can be customized. So, depending on the level of sophistication, it can be as simple or comprehensive as you want it to be.

Money earner

While monitoring the machines, you can advise the stakeholders about possible cost reductions and necessary maintenance, including any parts required. All of this contributes to a healthy and profitable machine.



SITWATCH KEEPS YOU INFORMED OF WHAT'S REALLY IMPORTANT

THE FORCE OF SITWATCH

SiteWatch collects measurable, usable data in real time - presenting providing you with valuable information within moments to help you make decisions about your fleet. Here are some other SiteWatch benefits:

+ Essentials at a glance

The dashboard shows at a glance all the information that matters for your fleet of machines. It is your easy-to-use control panel to keep an eye on your valuable equipment.

+ Keep track of your machine

You always know where your machine is and where it has been. Its GPS position is tracked, the system alerts you and follows the machine when a geographical boundary is crossed or when a curfew is violated. The movement sensor notices when the machine is moved or lifted, and the internal battery ensures the telematics unit remains online. This feature dramatically increases the machine recovery rate.

+ Maximize uptime

Your machine's health status is constantly monitored. Alerts for service intervals, for fault codes and for excessive engine values will enable you to keep your machine in the best shape and increase its uptime.

+ Improve efficiency

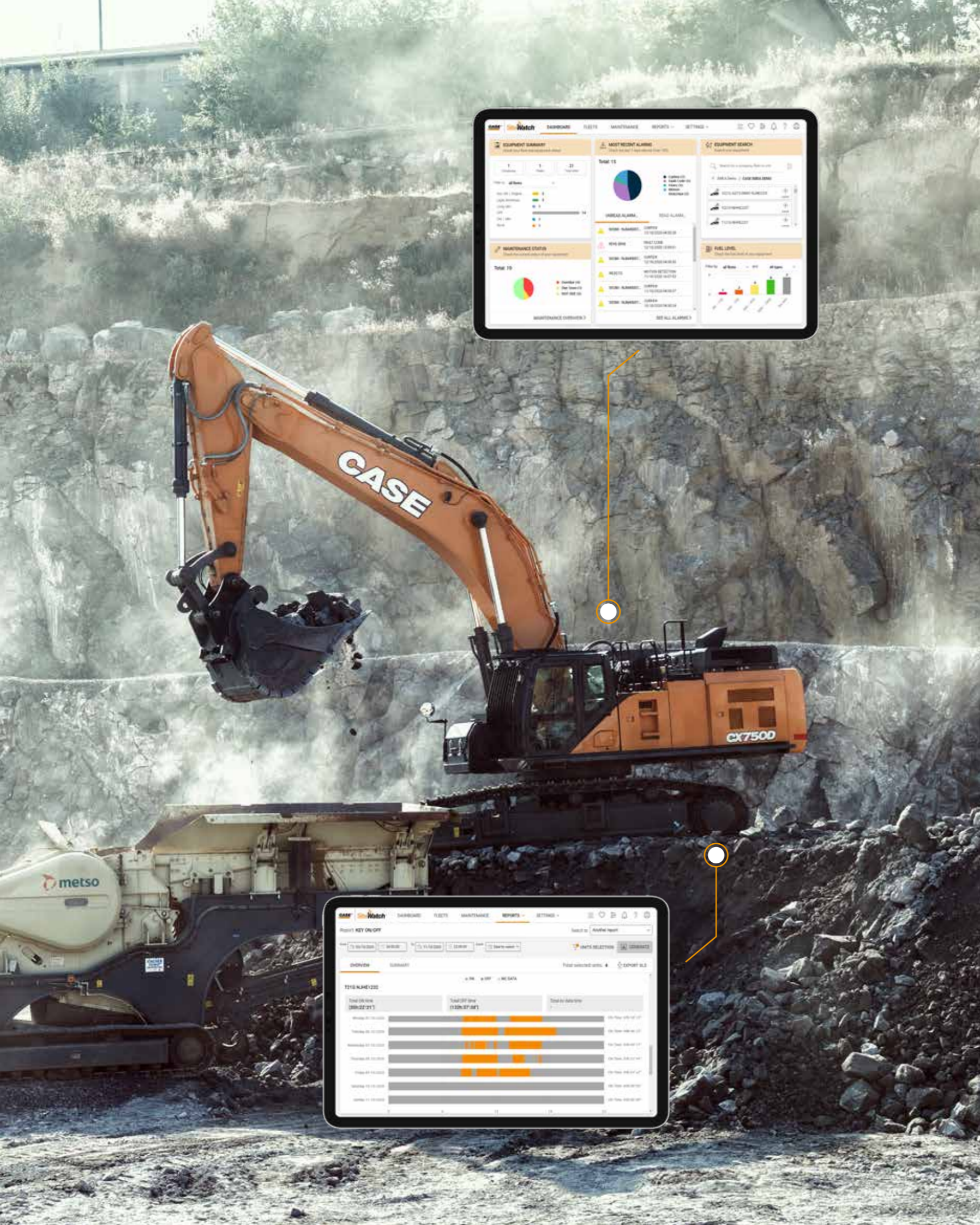
Utilization reports, fuel consumption reports, on-off reports and more enable you to take efficiency-boosting actions and monitor the results. The reports are instantly available in the portal. SiteWatch will also make sure you receive the reports you need on a weekly or monthly base in your email box.

+ Valuable insights

Only with SiteWatch you can access all the proprietary data for your CASE machine, which provides a valuable view of an extensive list of CAN-bus parameters.

+ Easy data transfer

An API (Advanced Programming Interface) is available to export data for a customized platform following the AEMP 2.0 standard.



BE IN THE DRIVER'S SEAT WHEREVER YOU ARE

With the intuitive interface of CASE SiteWatch you can monitor and manage your fleet from anywhere, anytime.



Machine Location Map

- + Monitor and track machine location.
- + Typical use: Fleet management, geofencing.



Fuel Consumption Report

- + Fuel usage details for selected equipment.
- + Typical use: Job cost efficiency, machine comparison.



Vehicle CAN-bus Data Report

- + Up to 40 parameters can be selected and monitored for each machine. They can be displayed either in graph format for faster interpretation or as punctual values in tables for higher accuracy.



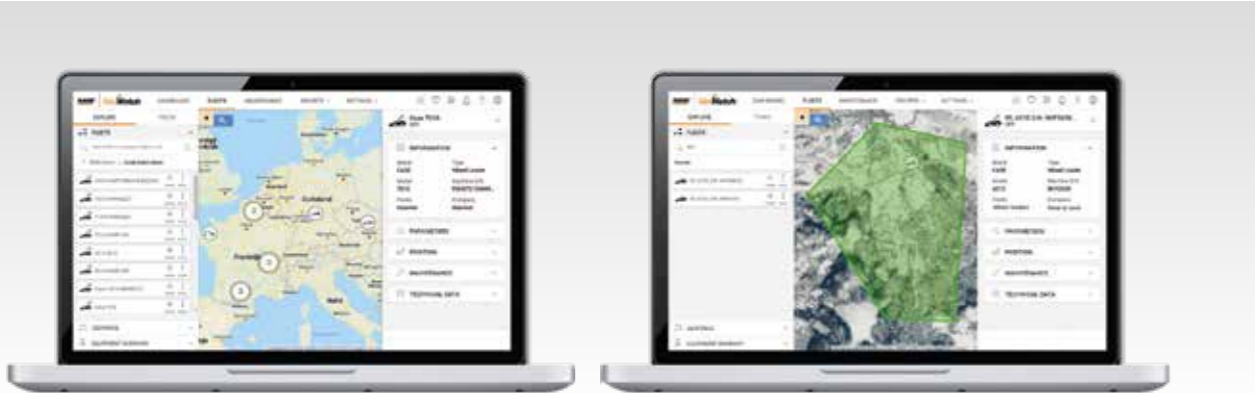
Dashboard page - all crucial data on one page, providing information about machines status and health.

GREATER FLEET INTELLIGENCE

The SiteWatch portal visualizes in a simple way all the important information to make sure your fleet is safe, healthy and efficiently used. Different views and reports are at your disposal.

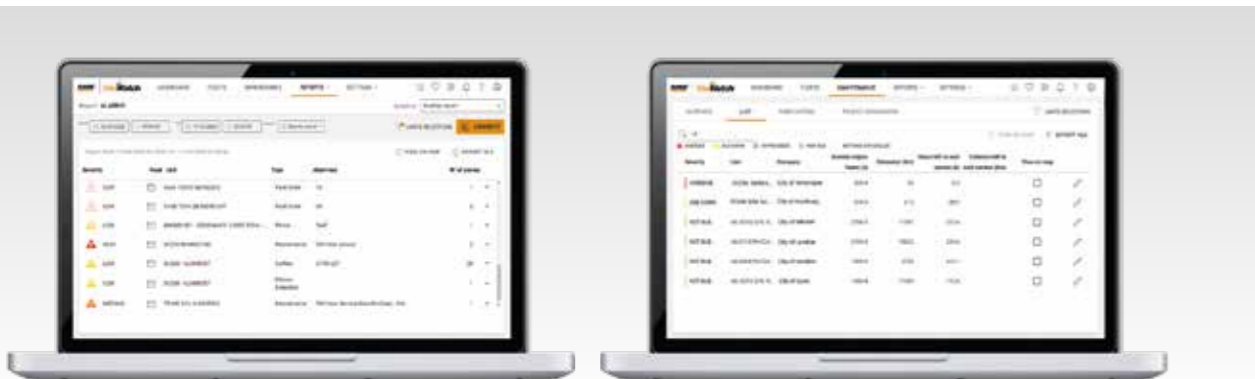
AND THERE IS MORE:

- + SiteWatch makes you smarter
- + Points out savings
- + Any time, anywhere
- + Ease of mind
- + Utilization report
- + Curfew
- + Tracking
- + CASE proprietary data about machine health
- + Alerting
- + Automatic reporting



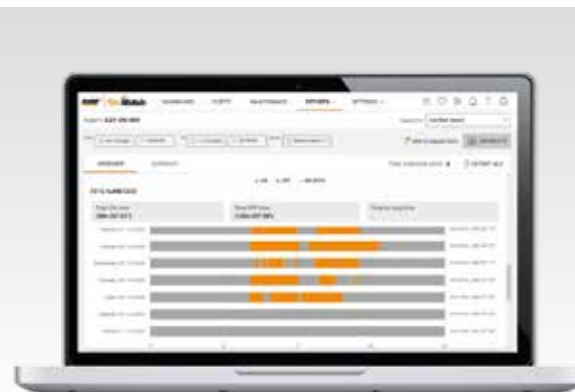
+ Find your machine in Fleetview, see the maintenance status, position or track where the machine has been.

+ Create a geofence around your machine and receive an alert when the machine exits the boundary.

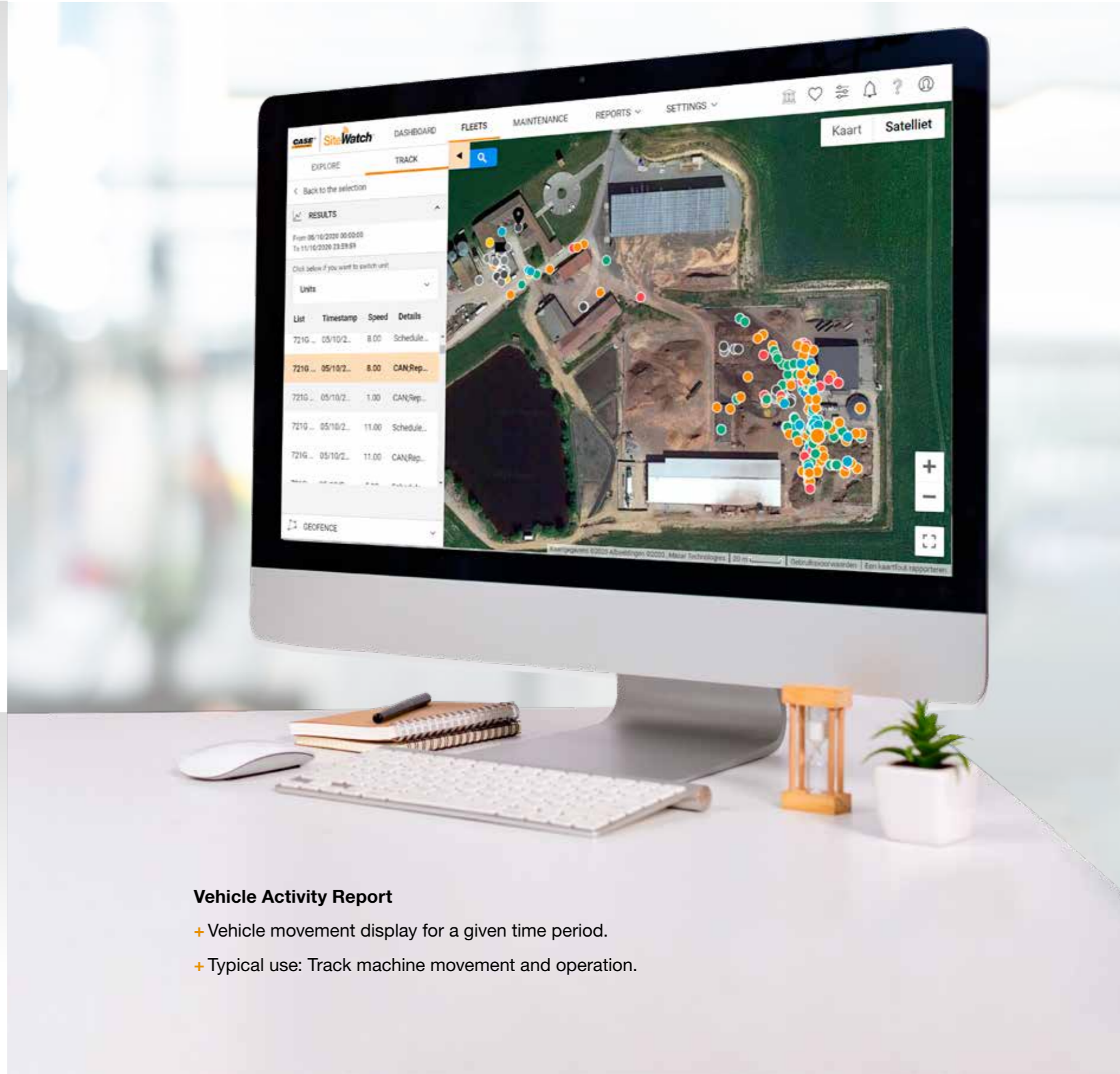


+ View the alerts and take action.

+ View the maintenance status



+ Run reports when the machine was on.



Vehicle Activity Report

- + Vehicle movement display for a given time period.
- + Typical use: Track machine movement and operation.

SITWATCH MEANS BUSINESS



CASE SiteWatch makes fleet management easier, and more productive, reliable and profitable. It can help you build a stronger business through.

Increased production

Measuring and tracking idle time as a percent of the workday is a key factor in determining overall productivity. SiteWatch monitoring functionalities show you which hours are productive, enabling you to address inefficient habits and make improvements in fuel usage, maintenance, and operating and ownership costs.

Simplified maintenance

Manual data collection is labour intensive and vulnerable to human error. With SiteWatch you can plan your machine's maintenance efficiently. You can easily check service status, receive automatic weekly updates, set up alerts, and plan maintenance interventions based on historic average working hours. Everything you need to keep your fleet healthy and productive with ease.

Efficient utilization

SiteWatch makes it easy to keep track of each machine's utilization with detailed, real-time information. You can identify the units ready for deployment, maximizing your fleet's efficiency and potentially reducing rental costs.

Dependable security

SiteWatch can protect your fleet through

curfew, geofencing, motion detection, alerting you of any unauthorized usage or movement of a machine, tracking it for recovery, helping you keep theft-related costs down.

Accurate job costing

SiteWatch provides accurate and detailed machine run time information daily. With back office software integration, human data entry isn't necessary.



THE KEY ELEMENTS OF CASE SITEWATCH

Control Module

This on-board device collects machine data, such as location, productivity, fuel efficiency, and machine parameters from the CAN-Bus system, and sends it to the user Web portal.

Subscription Plan

Under the subscription plan, the machine information is made available through the web Portal, and alerts for unauthorized movement are sent immediately. When the device is connected to the CAN-Bus system, alerts of out-of-range parameters or error-codes are also sent.

Factory packages have a duration of three years, and additional timing extensions are available through the spare parts channel. Complete solutions (modem and subscription) are also available through the spare parts channel.

Web Portal

The modern web-based interface provides access to machine data and reports.

Satellite communication extension

Satellite communication is the solution for areas where the cellular coverage is not sufficient. Communication is ensured via satellite instead of via SIM card.

PLAN FEATURES	ADVANCED
FLEET MANAGEMENT	
Locating and pinging machines for project management	•
Machine hour reporting	•
FLEET MANAGEMENT	
Plan and prepare for maintenance intervals (ordering parts, scheduling)	•
SECURITY	
Geofencing: Real-time notification of unplanned movements	•
Curfew	•
UTILIZATION ANALYSIS & REPORTING	
Reporting: idle-time, engine on, travel time, machine utilization	•
PERFORMANCE ANALYSIS	
Engine load data to compare machines and to identify operation trends	•
FUEL INFORMATION & REPORTING	
Fuel rate and consumption data to track fuel usage for an individual machine or the fleet	•
MACHINE HEALTH PARAMETERS	
Track machine operating characteristics: Temperatures, pressures, alerts for out-of-range parameters and CAN-bus parameters for diagnostics and troubleshooting	•

PURCHASING SITEWATCH

Factory installed

SiteWatch is available for all models from the factory.

Dealer installed accessory

Specific kits for each machine type are available from CNH Industrial Parts.

Universal

An aftermarket kit is available to adapt SiteWatch for universal application. It is designed to operate on all machine brands. Data collected from a CAN-Bus system is limited on older machines, non-construction equipment and machines of non-CNH Industrial brands.

Satellite connection

A dedicated aftermarket kit for Satellite communication is available for all areas where cellular communication is not available.

FREQUENTLY ASKED QUESTIONS ABOUT SITEWATCH

What is telematics?

Telematics is the integrated use of telecommunications and Information Technology. The hardware module collects data from the machine's systems and transmits the information over the air so it can be viewed remotely.

Does SiteWatch telematics provide coverage across Europe?

Yes. The CASE SiteWatch system transfers information through the cellular communication network. If a cell signal is not available, the device collects and stores your data then forwards it when the network becomes available.

Can SiteWatch be retrofitted to existing or older CASE machines? What about other machines?

Yes. Depending on the machine, all features may be available or a universal kit may be purchased for the system to operate on all machines. In this case, CAN-Bus data is not available.

Can I equip my fleet of service vehicles with SiteWatch?

Yes. The universal aftermarket kit will work on vehicles such as service trucks.

Can SiteWatch monitor an attachment such as a hammer on the machine?

Yes. There is one input/output port on the SiteWatch modem that allows for additional monitoring - e.g. when grease from a hammer auto-lube needs to be refilled.

Is there a difference between the factory-fit or aftermarket installation?

No, all features are available on CASE machines whether it is a factory fit or an aftermarket installation.

Can a SiteWatch subscription be extended for a longer period of time?

Yes, a subscription period can be extended or renewed and is available through CNH Industrial spare parts.

Can access to the machine's data be transferred from one customer to another?

Yes, it can easily be managed in the SiteWatch portal.

What training is required to use SiteWatch?

Training isn't necessary, the portal is very intuitive and help is available online.

How do I access the SiteWatch Portal?

The portal can be accessed through a computer or from a mobile device with an Internet connection.



ACT NOW TO BOOST YOUR BUSINESS

Contact your CASE dealer to discuss tailored Programmed Maintenance plans for all your CASE machines.

BUILDING A STRONG CASE.

Since 1842, at CASE Construction Equipment we have lived by an unwavering commitment to build practical, intuitive solutions that deliver both efficiency and productivity.

We continually strive to make it easier for our customers to implement emerging technologies and new compliance mandates.

Today, our global scale combined with our local expertise enables us to keep customers' real-world challenges at the center of our product development.

The vast CASE dealers' network is always ready to support and protect your investment and exceed your expectations, while also providing you with the ultimate ownership experience.

Our goal is to build both stronger machines-and stronger communities. At the end of the day, we do what's right for our customers and our communities so that they can count on CASE.

CNH Industrial
Deutschland GmbH
Case Baumaschinen
Benzstr. 1-3 - D-74076 Heilbronn
DEUTSCHLAND

CNH Industrial
Maquinaria Spain, S.A.
Avenida Aragón 402
28022 Madrid - ESPAÑA

CNH Industrial France, S.A.
16-18 Rue des Rochettes
91150 Morigny-Champigny
FRANCE

CNH Industrial Italia Spa
via Plava, 80
10135 Torino
ITALIA

CASE Construction Equipment
Cranes Farm Rd
Basildon - SS14 3AD
UNITED KINGDOM

NOTE: Standard and optional fittings can vary according to the demands and specific regulations of each country. The illustrations may include optional rather than standard fittings - consult your Case dealer. Furthermore, CNH Industrial reserves the right to modify machine specifications without incurring any obligation relating to such changes.

Conforms to directive 2006/42/EC

CASECE.COM
00800-2273-7373

The call is free from a land line.
Check in advance with your Mobile Operator if you will be charged. Toll free number not available from all calling areas.

