

CX42D



## MINI EXCAVATORS

### D-Series



Engine D1803-CR-T  
Engine power 32.3 kW - 43.3 hp  
Operating weight 4350 kg

# SPECIFICATIONS

## CX42D

### ENGINE

Type \_\_\_\_\_ KUBOTA D1803-CR-T - STAGE 5  
 Max. Power (2300 rpm) (kW / hp) \_\_\_\_\_ 32.3 - 43.3  
 Displacement (cm<sup>3</sup>) \_\_\_\_\_ 1826  
 Number of cylinders (n°) \_\_\_\_\_ 3  
 Cooling \_\_\_\_\_ Liquid  
 Consumption (l/h) \_\_\_\_\_ 5.4  
 Alternator (V) \_\_\_\_\_ 12 (70 A)  
 Battery V (Ah) \_\_\_\_\_ 12 (74)

### HYDRAULIC SYSTEM

Circuit Type \_\_\_\_\_ Load Sensing closed center system  
 with "Flow Sharing" control valve  
 Pump type \_\_\_\_\_ 1 LS hydraulic variable pump  
 with electronic control + 1 gear pump  
 Pump displacement (cm<sup>3</sup>) \_\_\_\_\_ 53.7 + 11.2  
 Pump capacity (l/min) \_\_\_\_\_ 107 + 22.3  
 Max. circuit calibration pressure (bar) \_\_\_\_\_ 280  
 Auxiliary system (max pressure):  
 AUX 1 single or double effect  
 with priority (l/min) \_\_\_\_\_ 50 (70 Max) - 200 left / 280 right bar  
 AUX 2 double effect (optional) (l/min) \_\_\_\_\_ 60/43 - 280 bar  
 AUX 3 double effect (optional) (l/min) \_\_\_\_\_ 40/32 - 280 bar

### SLEWING & TRAVEL SPEED

Travelling speed  
 (AUTO TWO SPEED) (km/h) \_\_\_\_\_ 1<sup>st</sup> : 0 ÷ 2.6 / 2<sup>nd</sup> : 0 ÷ 4.5  
 Slew speed (rpm) \_\_\_\_\_ 10.5

### CONTROLS

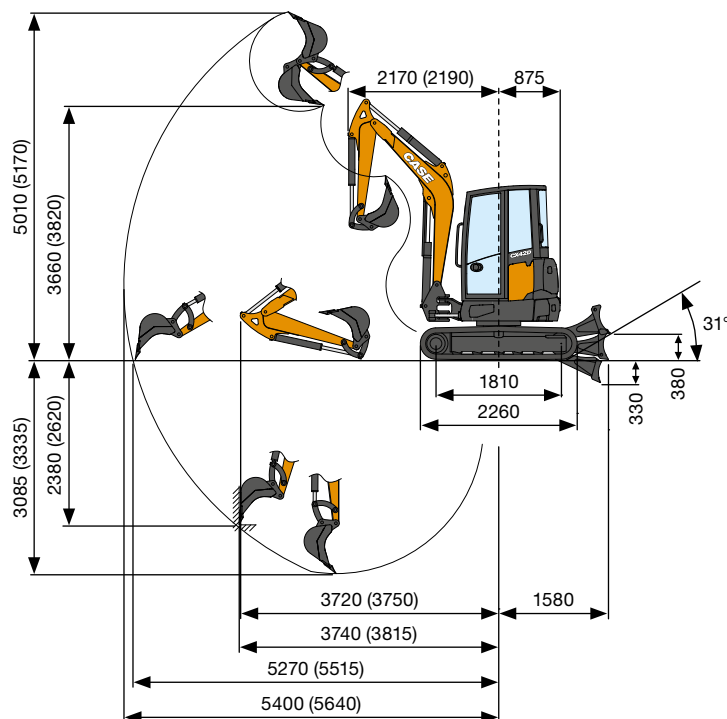
Boom, dipper stick, bucket and turret swing \_\_\_\_\_ 2 pilot joysticks  
 Track movements (included counter rotation) \_\_\_\_\_ 2 pilot levers  
 Dozer blade \_\_\_\_\_ pilot lever  
 Priority auxiliary system with holding function  
 AUX 1 (single or double effect) \_\_\_\_\_ electroproportional switch on right joystick  
 Auxiliary system AUX 2 (double effect) \_\_\_\_\_ electroproportional switch on right joystick  
 Auxiliary system AUX 3 (double effect) \_\_\_\_\_ electroproportional switch on left joystick  
 Boom swing \_\_\_\_\_ electroproportional switch on left joystick

### WEIGHTS

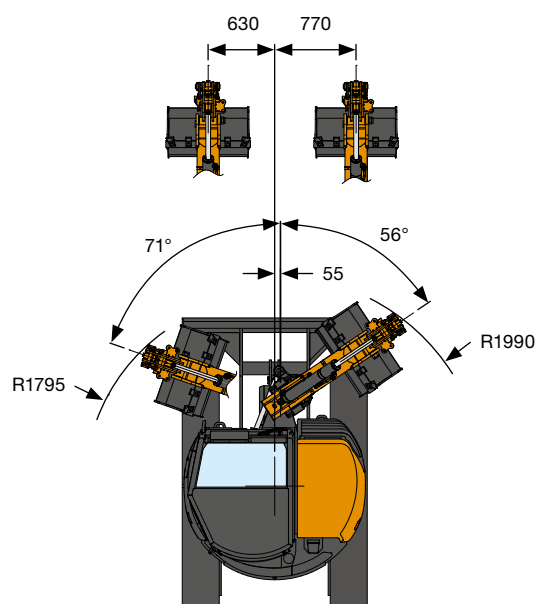
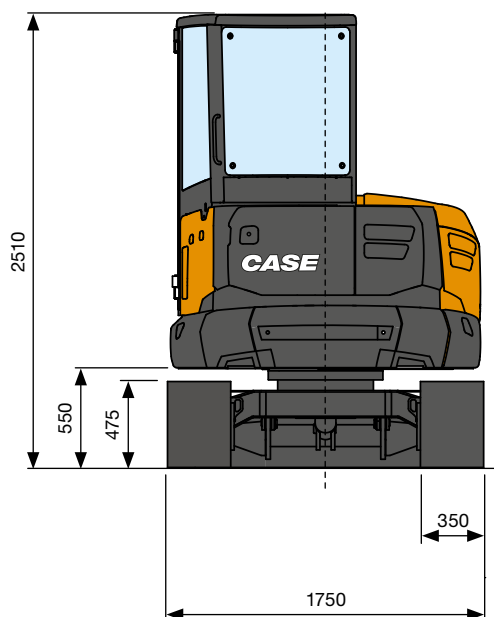
Transport Weight with cab (kg) \_\_\_\_\_ 4200  
 Operating weight with cab  
 (with rubber tracks) ISO 6016 (kg) \_\_\_\_\_ 4350

### CIRCUIT AND COMPONENT CAPACITIES

Fuel tank (l) \_\_\_\_\_ 60  
 Hydraulic oil tank (l) \_\_\_\_\_ 50  
 Hydraulic circuit capacity (l) \_\_\_\_\_ 65  
 Cooling system capacity (l) \_\_\_\_\_ 9  
 Engine oil (l) \_\_\_\_\_ 7



PERFORMANCE DATA		Std. Arm 1400 mm	Opt. Arm 1650 mm
Max. digging depth	mm	3085	3335
Max. dumping height	mm	3660	3820
Bucket breakout force	daN		4300
Arm breakout force ISO 6015	daN	2200	1960
Traction force	daN		4260
Ground bearing pressure with rubber tracks and cab	kg/cm <sup>2</sup>		0.31
Max. slope			60% - 30°



#### GENERAL DIMENSIONS

Maximum width	mm	1750
Total height	mm	2510
Tracks width	mm	350
Rear rotation radius	mm	875
Digging arm length standard (optional)	mm	1400 (1650)
Rollers number (for each side)	n°	5/1

## LIFTING CAPACITY

### CX42D

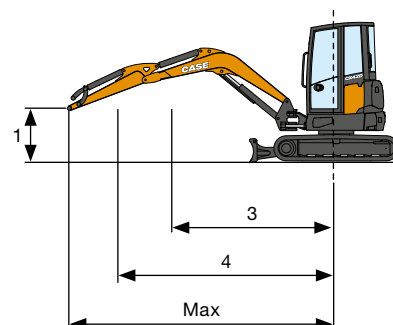
Standard dipper stick L = 1400 mm

Opening arm from the rotation's center (m)  
Lifting capacity (kg) at 1.0 m height  
Standard counterweight

LIFTING CAPACITY	3	4	Max
Frontal and lowered dozer blade	1690*	1200*	1070*
Frontal and lifted dozer blade	1000	660	520
Lateral, open undercarriage	790	480	380

\* Indicates the hydraulic load limit.

The lifting capacity is based on the ISO 10567 and it does not exceed more than the 75% of static tipping load or more than the 87% of the hydraulic lifting capacity of the machine.



# STANDARD AND OPTIONS

## STANDARD EQUIPMENT

- + Tilttable Cab (ROPS/TOPS - FOPS Level 1)
- + Automatic Courtesy light
- + Electric socket on the roof for Rotating Beacon
- + Windshield washer
- + Rear-view mirrors
- + Fabric seat with Mechanical suspension
- + Standard arm
- + Boom Lift cylinder and dozer blade cylinder protection
- + Standard counterweight
- + Air Filter with drain valve and electric anti-clogging indicator
- + Hydraulic Reversible Fan Drive
- + with automatic functionality
- + Servo-assisted hydraulic joysticks with Electro-Hydraulic proportional controls
- + Electro-Hydraulic proportional Swing control
- + 1<sup>st</sup> Auxiliary (AUX1) circuit with Electro-Hydraulic proportional control
- + Digital cluster with AUX1, AUX2 and AUX3 flow settings
- + Electric diverter between Single effect and Double effect AUX1
- + 2 speed travel with Automatic Shift Down (from 2<sup>nd</sup> to 1<sup>st</sup> gear if more traction is required) and Shift-up
- + Electronic Proportional RPM control with Auto-Idle
- + Rubber tracks
- + Standard Dozer Blade
- + Operator manual
- + Ignition key, which opens every machine lock
- + Standard LED working lights (boom, right-front hood and left side)
- + Battery disconnect switch
- + Variable Volume Pump
- + Standard Hydraulic oil and Lubricants
- + CASE Sitewatch and SiteConnect
- + Rear view camera
- + Object handling kit (block valves on boom and arm, lifting hook and load chart)

## OPTIONAL EQUIPMENT

- + Automatic Air conditioning and Heating
- + DAB Radio, Bluetooth, USB, Aux-in (cab only)
- + Anti-Theft
- + Fabric seat with Pneumatic suspension
- + Travel alarm
- + Long arm
- + Additional counterweight - Light
- + Additional counterweight - Heavy
- + Electric fuel refill pump
- + 2<sup>nd</sup> Auxiliary (AUX2) circuit with Electro-Hydraulic proportional control
- + 3<sup>rd</sup> Auxiliary (AUX3) circuit with Electro-Hydraulic proportional control
- + Grapple provision (AUX3 with flow diverter from bucket cylinder)
- + Direct Drainage to tank
- + Block valves on dozer blade cylinder
- + Steel tracks
- + 6X1 (Angle/Tilt) Dozer Blade
- + Dozer Float
- + Extra LED working lights (cab-front and cab-rear)
- + Rotating beacon
- + Bio Hydraulic oil and Lubricants
- + Automatic Centralized Lubrication
- + Constant Flow provision (i.e. for Mulcher): max constant flow of 48 l/min at 180 bar
- + Hydraulic quick coupler provision (Single or Double Effect)
- + Mechanical and Hydraulic quick couplers
- + Buckets

## CASE AFTERMARKET SOLUTIONS

- + Superior Protection grid (FOPS Level 2)
- + Front Protection grid (Level 2)
- + Rubber pads for steel tracks
- + Geogrip tracks
- + Vast variety of attachments
- + Full range of Mechanical and Hydraulic quick couplers
- + Full range of Buckets

**CNH Industrial**  
Deutschland GmbH  
Case Baumaschinen  
Benzstr. 1-3 - D-74076 Heilbronn  
DEUTSCHLAND

**CNH Industrial**  
Maquinaria Spain, S.A.  
Avenida Aragón 402  
28022 Madrid - ESPAÑA

**CNH Industrial France, S.A.**  
16-18 Rue des Rochettes  
91150 Morigny-Champigny  
FRANCE

**CNH Industrial Italia Spa**  
Lungo Stura Lazio 19  
10156, Torino  
ITALIA

**CASE Construction Equipment**  
Cranes Farm Rd  
Basildon - SS14 3AD  
UNITED KINGDOM

NOTE: Standard and optional fittings can vary according to the demands and specific regulations of each country. The illustrations may include optional rather than standard fittings - consult your Case dealer. Furthermore, CNH Industrial reserves the right to modify machine specifications without incurring any obligation relating to such changes.

Conforms to directive 2006/42/EC

**CASECE.COM**  
**00800-2273-7373**

The call is free from a land line.  
Check in advance with your Mobile Operator if you will be charged. Toll free number not available from all calling areas.