

OPTUM

OPTUM

TRACTORS FROM
271 – 340 hp



CASE IH

CASE IH

THE OPTUM

MADE FOR THE REAL PRO



Scan for more information!



ENDURING PRODUCTIVITY

- Case IH Connectivity – The pivotal feature of the Optum tractor series
- Expanded service functions
 - Remote diagnosis and service
 - Remote access to monitor
 - Software/Firmware over the air (FOTA)
- FieldOps and MyCase IH platforms

PERFORMANCE AND EFFICIENCY

- Economical, reliable engines from 271 up to 340 rated horsepower
- Optimal efficiency – 50 kph at 1,600 rpm (CVXDrive)
- Large range of tyres available up to a diameter of 2.15 m
- Pressure flow compensated pump with up to 220 l/min flowrate
- Rear linkage with up to 11,058 kg lifting power

LEADING COMFORT

- Further improved Multicontroller operating armrest
- Intuitive Vision Pro operating system with the Case IH Pro 1200 High-Definition (HD) monitor
- New encoder button for easy system navigation and setup
- Industry-leading programmable hotkeys – can be programmed with over 100 functions
- New, high-res instrument panel on the A-pillar
- Keyless entry and theft protection

ENHANCED PROTECTION

- 3 Years SAFEGUARD CONNECT Package includes:
 - 3 years extended warranty
 - Connectivity included
 - 24/7 MAXSERVICE
 - Pre-season check
 - Operator training by the dealer
- CNH Capital professional financing solutions for every investment

| | |
|-------------------------------------|---------|
| OPTUM – MADE FOR THE REAL PRO..... | 02 – 03 |
| SAFEGUARD CONNECT | 04 – 05 |
| ENDURING PRODUCTIVITY | 06 – 07 |
| CAB | 08 – 15 |
| ENGINE, TRANSMISSION, CHASSIS | 16 – 21 |
| PTO & SAFETY..... | 22 – 23 |
| PRECISION TECHNOLOGY | 24 – 29 |
| SPECIFICATIONS | 30 – 31 |



SAFE **GUARD** CONNECT

PROTECT YOUR INVESTMENT, ENHANCE YOUR PRODUCTIVITY

Increase uptime and keep your costs to an absolute minimum

This Case IH service package includes the professional services you need to help you reach the full potential of your Case IH machine.

**INCREASED
RESALE
VALUE**

SAFEGUARD WARRANTY
PROTECTED FOR 3 YEARS
Extend your warranty for two more years: SAFEGUARD WARRANTY allows you to protect your investment from exposure to risk of unexpected repair cost. Harvest with peace of mind, keep operating cost under control and, at same time, increase machine resale value.

**INCREASED
OPERATOR
SAFETY AND
PERFORMANCE**

OPERATOR TRAINING
KNOWLEDGE IS POWER
Unleash the full potential of your machine: Reach maximum performance and avoid an improper use of your new Case IH machine. Our professional training for operators delivered by your Case IH Dealer focuses on the new functionalities of your machine.

**MAXIMIZE
MACHINE USE,
PREVENT
DOWNTIME**

PRE-SEASON CHECK
PEACE OF MIND FOR 3 YEARS
The Case IH dealer technicians offer a Pre-Season Check to keep your machines in good shape and prevent downtime. The inspection covers over 100 checkpoints, and the technician will suggest ways to optimize machine performance based on the history report data.

**FASTER
REPAIR, LESS
DOWNTIME**


MAXSERVICE
3 YEARS OF ALL AROUND SUPPORT
Reduce downtime to a minimum: Get support around the clock in your busiest season and in close partnership with the dealer network. Take advantage of priority shipment of needed parts (24/7), in-field support by Case IH technicians and courtesy units wherever possible.

**INCREASED
PRODUCTIVITY
PER HA**

FieldOps
CONNECTIVITY INCLUDED
Use precision farming data and manage your fleet: Case IH FieldOps™ provides you with information about recent operations and lets you monitor machine status. Adapt in-field precision farming AB lines at any time so that all machines will follow the same lines every season.

**INCREASED
PRODUCTIVITY,
FASTER
REPAIR**

CONNECTROOM
CONNECT ROOM: YOUR PIT CREW
Connect Room continuously monitors machines, proactively identifies potential issues, and alerts dealers for quick help, maximising productivity and minimising downtime.



ENDURING **PRODUCTIVITY**

A groundbreaking tractor for big projects

The Optum is the first choice for real pros: with its powerful yet efficient engines up to 340 horsepower, the continuously variable CVXDrive transmission and its compact size, the Optum has set new standards for high-performance tractors. Now, we are taking another important step into the digital future of precision farming.

up to
+9%
more power

66 dBA
unmatched silence

3 levels
semi active cab
suspension

BRING YOUR FARM TO THE NEXT LEVEL

Take profit from increased power and efficiency with an extension of the range to up to 340 hp that covers more hectares at lower cost. Discover a new level of comfort and smart design with the brand new cab and innovative software solutions. Powered by FieldOps, you have the freedom to take the right decisions supported by all available data – at the right time, anywhere and from any device.

PROFIT FROM PURE FREEDOM

The Vision Pro concept featuring the innovative Pro 1200 touchscreen monitor with bluetooth functionality is standard in the new Optum. It was developed in cooperation with farmers all over the world for maximum user-friendliness and productivity.

| MODELS | Rated power ECE R120 ¹⁾ @ 2,100 rpm (kW/hp) | Maximum power ECE R120 ¹⁾ @ 1,800 rpm (kW/hp) | Max. pump flow rate Standard (Optional) (l/min) | Max. lift capacity (kg) | Wheelbase (mm) |
|-----------|---|---|---|-------------------------------|-------------------|
| Optum 270 | 199 / 271 | 212 / 288 | 165 / 220 | 11,058 | 2,995 |
| Optum 300 | 221 / 300 | 230 / 313 | 165 / 220 | 11,058 | 2,995 |
| Optum 340 | 250 / 340 | 250 / 340 | 165 / 220 | 11,058 | 2,995 |

¹⁾ ECE R120 corresponds to ISO 14396 and 97 / 68 / EC



Connectivity

included

- 1 NEW OPERATING CONCEPT**
 - Multicontroller armrest with integrated high-res Pro 1200 HD monitor
 - Case IH dial button encoder for quick access to the work and setting menus
 - Colour performance monitor on the right A-pillar for information at a glance
- 2 VECTOR PRO RECEIVER**
 - Consolidated and integrated components ensure constant and accurate guidance
- 3 SUPREME RIDE COMFORT**
 - New semi active cab suspension and active driver's seat reduce overall vibrations
 - Suspended front axle
- 4 360° LED LIGHT PACKAGE**
 - Operate at any time with up to 22 LED lights for superior visibility at night
- 5 EFFICIENT POWER TRANSFER**
 - CVXDrive continuously-variable transmission from 0-40 or 50 kph ECO with Active Hold Control

- 6 ENGINE**
 - Updated NEF 6.7 l engine with up to 340 hp
 - All Optum models meet strict Euro Stage V emissions standards
 - No external cooled exhaust gas return needed
 - Reversible eco-fan keeps the radiator grill clean
 - 750 hour service interval
 - New engine blow-by filter will allow spend less time at workshop

ENHANCED PROTECTION

Safeguard Connect

THE PERFECT TRACTOR FOR EVERY NEED

Elevates your performance to **PRO**-STATUS

Your machine, your choice as a Pro. Choose from our Advanced and Professional editions or tailor your Optum to your needs.

ADVANCED

Advanced features for daily operations

- CVXDrive transmission (40 kph ECO or 50 kph ECO)
- Electro-hydraulic remotes and powerful hydraulic pump (165 l/min or 220 l/min optional)
- 4 speed PTO
- Electronic park lock is standard
- Air conditioning, passenger seat & cab suspension
- Front axle suspension is optional
- Intuitive Pro 1200 touchscreen monitor
- Optional advanced headline management, autoguidance & telematics
- Power Beyond is standard
- ISOBUS Class II or III optional

PROFESSIONAL

Unlock the full potential of the tractor

- CVXDrive transmission (40 kph ECO or 50 kph ECO)
- Electro-hydraulic remotes and powerful hydraulic pump (165 l/min or 220 l/min optional)
- 4 speed PTO
- Electronic park lock is standard
- Air conditioning, passenger seat & cab suspension
- Front axle suspension is optional
- Intuitive Pro 1200 touchscreen monitor
- Advanced functionality joystick is standard
- Optional advanced headline management, autoguidance & telematics
- Power Beyond is standard
- ISOBUS Class II or III optional

The equipment packages can be changed by Case IH without prior notification. Please contact your local dealer for the latest configuration.





LEADING COMFORT

An innovative cab powered by advanced solutions

The totally new Optum cab is proof of our passion for industry-leading technology with an unmatched level of quality.

MAXIMUM PRODUCTIVITY – EVEN AFTER DARK

Some days are longer than others. This is why the Optum incorporates up to 22 LED lights with a lighting power of 2,000 or 2,500 lumens per LED.

ENLARGED CAB

Improve your working experience with a spacious cab that minimizes fatigue and enhances operator wellbeing, even during extended seasonal shifts. The larger frame enables ample storage capacity, including a 20-liter cooled compartment, and a wider, unobstructed view of the tractor's surroundings, thanks to increased glass area and streamlined surfaces.

NEW FEATURES

Operators experience optimal safety and comfort while driving by assigning cruise control and engine exhaust brake functions to freely configurable buttons.

ACCESS MANAGEMENT

Apart from locking and unlocking the cab with the push of a button, the new key fob also protects against unauthorized access and theft, since the tractor won't start without a recognized key.





ADVANCED AND PROFESSIONAL PACKAGES

Welcome to the premium class

Optum tractors are available with a selection of cab trim packages. No matter if you choose the ADVANCED, PROFESSIONAL or CUSTOM cab package, you'll get a premium working environment that meets your operation's needs. No other tractor comes close to the operating comfort and ergonomics of the new Multicontroller armrest, from which you can control all the important functions of your machine.

Enough space to work and feel comfortable without worries: Take a seat in the large, luxurious, operator-oriented and intuitive cab of the Optum. Through the use of high-quality materials, the focus on outstanding craftsmanship and a special sense for every detail, we enable comfort at the highest level.

STANDARD CAB – FEATURES

- Standard steering wheel
- Deluxe fabric seat
- Fabric passenger seat
- Rubber floor mats
- Standard radio
- Front sun shade
- Manually adjustable mirrors

DELUXE FABRIC OR LEATHER CAB – ADDITIONAL FEATURES

- Mechanical cab suspension
- Leather steering wheel
- Active fabric seat or leather seat with heating
- Radio with Bluetooth
- Front, rear and side sun shades
- Electrically adjustable and mechanically telescoping wide-angle mirrors
- Front and rear cameras factory installed
- Additional USB connections, 3-pin and 230 V power sockets

ACTIVE LEATHER CAB

For those who demand more

For those who would like even more comfort, Case IH offers the Active Leather Cab with mechanical cab suspension, or Semi-active cab suspension optional. A ventilated premium leather seat, leather steering wheel, leather passenger seat and carpeted floors give you a feeling of pure luxury as you work efficiently and productively. This package also includes standard front and rear cameras, giving you the best overview of your surroundings and greatly reducing the risk of accidents.

ACTIVE LEATHER CAB – STANDARD FEATURES

- Leather steering wheel
- Premium leather seat with active suspension, heating and ventilation
- Leather passenger seat
- Carpet
- Bluetooth radio with high-performance speakers
- Front, rear and side sun shades
- Electrically adjustable and electrically telescoping wide-angle mirrors
- Front and rear cameras factory installed
- Accent lighting
- Additional USB connections, 3-pin and 230 V power sockets



PRODUCTIVITY AND EFFICIENCY

Smart operation at the touch of a button

You and your employees always have a lot to do. That's why we've been thinking about how we can make your everyday work life even easier. The result is the innovative Multicontroller armrest: It enables a fast reset of preferences when changing drivers or changing jobs and places 95 % of the most commonly used functions right at your fingertips. Many functions can be operated either via the touchscreen or via a new turn-and-press encoder dial, for that same personalised operation.

PERSONALISED COMFORT

Everyone should benefit from this innovation: The armrest position can be adjusted in four directions to suit any driver.

THE MONITOR PIVOTS THROUGH 52 DEGREES SO YOU CAN POSITION IT JUST WHERE YOU WANT IT.

NEW 12-INCH PRO 1200 MONITOR with touch screen and Bluetooth® capabilities – powered by the new Vision Pro operating system: just like using a smartphone or tablet

CONFIGURABLE, COLOR-CODED

CONFIGURABLE HOT KEYS 5-8

INTEGRATED ENCODER OPERATING SYSTEM
Easy to use and navigate the Monitor

PRE-PROGRAMMED HOT KEYS

MULTIFUNCTION HANDLE

CONFIGURABLE HOT KEYS 1-4

MULTI-CONTROL = MULTI PROGRESS

Adaptability and comfort rethought

- A ACCUGUIDE ENGAGE**
- B CUSTOMISABLE CONTROLS FOR EACH DRIVER'S PREFERENCES**
The four freely-configurable buttons on the Multicontroller can be personalised with whatever functions you like. Choose from engine settings, electrical remote valves, Precision Farming, transmission, heating and air conditioning, phone and more!
- C UP/DOWN SHIFT**
- D POWERSHUTTLE**
This gives the operator the best flexibility to change directions.
- E CONFIGURABLE HYDRAULIC REMOTE VALVES**
4 buttons on the remote valve pad can be mapped to any remote valve. The shift button on the back activates the float position.
- F FRONT AND REAR THREE-POINT LINKAGE**
In combination with shift button on the back
- G THUMB WHEEL FOR TARGET SPEED ADJUSTMENT**
- H HEADLAND MANAGEMENT CONTROL II (HMC II)**
- I ISOBUS – 11 buttons can be used to control ISOBUS functions**



AT YOUR FINGERTIPS

The ergonomic Multicontroller was redesigned to include reconfigurable tractor functions. It's easy to reach on the armrest and features more functionality than ever before, including control of the front and rear remote valves, all transmission settings as well as ISOBUS functions.

MULTICONTROLLER ARMREST
Proven design now features a dial encoder for total control at your fingertips



ADVANCE TO THE FUTURE WITH TECHNOLOGY

We keep progress moving!

The FPT engine in the Optum was developed in house to deliver between 271 and 340 rated horsepower. The patented, highly-efficient Hi-eSCR2 exhaust gas treatment meets Euro Stage V emissions standards without adversely impacting the performance of the engine.

POWERFUL TURBO WITH VARIABLE GEOMETRY

The blades of the eVGT turbocharger are electronically adjustable depending on load and engine speed, resulting in optimal boost pressure. At the same time, optimised combustion provides greater torque with low fuel consumption.

INTELLIGENT, ECONOMICAL AND POWERFUL

The six cylinder 6.7 litre FPT engine with high-pressure Common Rail injection is equally suited to field work and road transport. The unique design of engine block and oil pan was tailored specifically for heavy load applications. Thanks to the intelligent APM engine/transmission management system, the powerful engine operates at low RPM, raising efficiency to the next level.

UP TO ANY CHALLENGE

A broad constant performance range and a superior torque rise of 32 % guarantee easy going even in the toughest situations. The Optum 340's engine delivers 1,398 Nm of torque starting at just 1,400 rpm, protecting components and keeping fuel consumption low.

MAINTENANCE-FRIENDLY FROM EVERY ANGLE

Daily maintenance is easily managed thanks to the bonnet which lifts open in one piece. The diesel tank has an incredible capacity of 630 litres, letting you work all day without stopping to refuel.

NEW BLOW-BY-FILTER

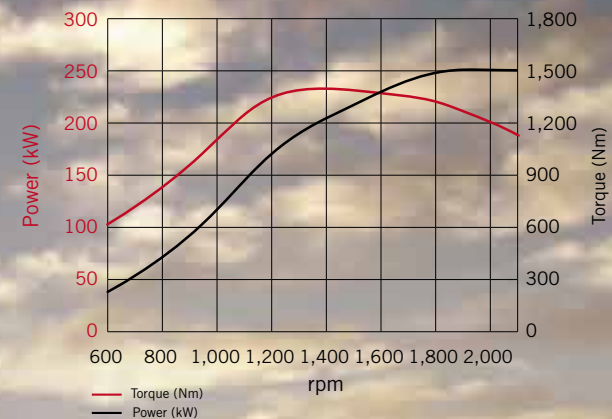
An engine blow-by filter significantly lowers the total cost of ownership by extending engine life and reducing service intervals.

**MAINTENANCE-FREE
AFTERTREATMENT
SYSTEM**

HVO FUEL APPROVED



OPTUM 340 CVXDRIVE



**+20 % EXTENDED
SERVICE INTERVALS
(750 HOURS)**

**OPTIONAL WITH
REVERSIBLE
ECO-FAN**



ADVANTAGES

- FPT Stage V compliant engine from 271 to 340 hp rated horse power
- Hi-eSCR2 exhaust gas treatment without particle filter
- eVGT turbocharger for a faster engine response and increased torque
- APM Automatic Productivity Management and ECO Drive helps to cut fuel consumption
- Industry-exclusive variable pitch van option
- 630 litre fuel tank capacity and 96 litre AdBlue tank
- Optional high power retarder with automatic mode
- 750 hour service interval

CONTINUOUSLY VARIABLE – CONTINUOUSLY EFFICIENT



Perfect interaction between engine and transmission saves fuel

The CVXDrive continuously variable transmission is built to deliver the exact speed for your operation without compromise.

THE POWER OF EXPERIENCE

Seamless range changes, from standstill to top speed, integrated creep speeds and double-clutch technology - the CVX Drive transmission offers all this plus active hold control (more on this on page 23).

FUEL EFFICIENCY THANKS TO APM, NO MATTER THE JOB

The APM automatically controls the tractor's speed depending on the optimal engine speed and gear ratio to maximise performance and to reduce running costs.

The driver need only move the Multicontroller or step on the foot throttle, APM takes care of the rest. For even greater fuel economy, top speed is achieved at just 1,550 rpm – perfect for transport work.

ECODRIVE SPLIT THROTTLE


The ECODRIVE manual throttle allows the driver to preselect minimum and maximum engine speeds, adjusting engine speed range to work at hand. This helps you to save fuel.



**SIMPLE TO OPERATE
SET THE SPEED –
APM TAKES CARE OF THE REST**



CVXDRIVE TRANSMISSION – SEAMLESS ACCELERATION BETWEEN 0-50 KPH



OUTSTANDING DRIVING EXPERIENCE WITH THE IMPROVED TRANSMISSION

Experience smoother and more responsive performance with new APM control features from Case IH. The Pro 1200 display allows drivers to quickly and easily customise the transmission settings to their specific needs.

- Acceleration / deceleration
- Shuttling speed
- Drive pedal behaviour

ADVANTAGES

- Improved driving behaviour thanks to CVXDrive continuously variable transmission
- Better acceleration/deceleration
- Improved shuttle behaviour
- Better drive pedal sensitivity
- Cruise control override
- Quick response to foot pedal kick-down

AS EFFICIENT AS IT IS **PRODUCTIVE**

Agility and power in perfect harmony



WITH AN EXCELLENT POWER-TO-WEIGHT RATIO AND A HIGH MAXIMUM PERMISSIBLE WEIGHT, CASE IH OPTUM TRACTORS ARE STRONG IN THE FIELD AND ON THE ROAD.

COMFORTABLE RIDE AND PERFECT SOIL CONTACT

The suspended front axle with 110 mm of travel is designed with a double-acting cylinders for a comfortable ride on the road and optimal power transfer in the field. Get more done in less time.

TRACTION FOR EVERY ACTION

With a 7.7 m turning radius and automatic all-wheel drive and differential lock management system, you can easily manoeuvre in the field and save fuel by reducing slip.

All parameters for the activation and deactivation of the all-wheel-drive and differential lock can be easily set or adjusted from the Pro 1200 monitor.

SUCCESS IS IN THE AIR

The optional tyre pressure monitoring system can monitor up to 16 wheels (including trailer wheels). It's operated entirely via the Pro 1200 monitor, where setpoints can be inputted to give your productivity another boost. A deviation from the setpoint immediately generates a warning message on the display.




- Stable construction – high payload thanks to increased maximum permissible total weight of 17,200 kg
- Optional engine block side frame increases the stability of the driveline
- Braked and suspended Class 4.75 front axle with 105 mm travel
- Maximum permissible front axle load of 6,300 kg

- Reinforced axle with four planetary gears for a long service life
- Four high-performance brake discs on the rear axle ensure for security
- 4WD and differential lock management
- Turning radius of just 7.7 m
- Front axle suspension increases stability and traction

AGILE AND STABLE

The axles of the Optum were developed in-house and designed for the heaviest loads. The engine is mounted on a 270 kg frame which can easily handle the loads created by the front linkage and front axle carrier. Add in the heavy-duty axles for a max. gross vehicle weight of 17,200 kg, of which 6,300 kg are available as payload, making your Optum even more versatile.





CONVENIENT EXTERNAL CONTROLS ON BOTH SIDES OF THE TRACTOR TO FACILITATE IMPLEMENT CONNECTION

PERFECTLY COMBINED POWER DELIVERY

We work best under pressure

At Case IH, we understand that maximising your tractor's economic value is essential for your success as a farmer. That's why we have equipped the Optum with an advanced hydraulic system for a wider range of applications.



INTUITIVE COLOR-CODED REAR REMOTES MANAGE YOUR REAR LINKAGE AREA EASILY THROUGH THE MULTICONTROLLER

POWER EXACTLY WHEN AND WHERE YOU NEED IT

The Optum comes with 4 rear PTO speeds as standard (540/540E/1,000/1,000E).

The ECO speeds are achieved at a low engine speed of 1,600 rpm, significantly lowering fuel consumption. You can also choose an additional ECO speed for the front PTO (1,000/1,000E). The speeds are selected electronically via the Pro 1200 monitor.

ADVANTAGES

- 4-speed PTO standard at the rear
- 2-speed PTO optional at the front
- Front and rear PTO automatic
- Soft start PTO is gentle to your implements
- PTO operation can be fully integrated into Headland Management Control II



Safety is a critical feature of agricultural machinery which strongly influences the development of our products. The Optum is equipped with state-of-the-art technology to improve safety on the road and in the field, without burdening the driver with extra complexity.

SMART BRAKING

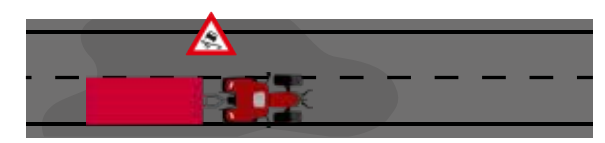
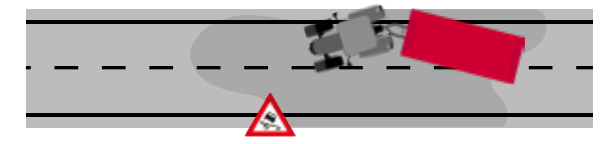
The highly-efficient retarder (engine back-pressure brake) with automatic mode provides additional braking power of up to 149 kW. This reduces service brake use by 30 %, significantly increasing its service life and helping you save operating costs.

ACTIVE HOLD CONTROL INCLUDED AS STANDARD

The continuously-variable CVXDrive transmission features active hold control, letting you stop and start on slopes without using the clutch or brake. An electronic parking brake which automatically releases when a gear is selected is also provided as standard.

AN INNOVATION FOR MORE BRAKE SAFETY

The Advanced Trailer Brake equipped on Optum tractors enhances safety in tricky situations. The patented system actively recognizes the current driving situation as well as changes to the load on the flywheel and stabilises the tractor by means of pulsed activation of the pneumatic trailer brakes. It also stabilises the tractor and trailer combination when decelerating and helps tractor and trailer stay in line.



THE ADVANCED TRAILER BRAKE SYSTEM ACTIVELY STABILISES THE TRACTOR AND TRAILER COMBINATION BY USING THE TRAILER'S BRAKES.

WORK SMARTER: CASE IH PRECISION TECHNOLOGY

Maximum precision for your success

With Precision Technology solutions, farmers can increase profits through repeatable accuracy, lower operating costs and reduced overlaps.



Pro 1200 High-Definition touchscreen monitor

INDUSTRY-LEADING PRECISION

The new Optum is equipped with three new system components which enable you to configure precision farming functionality and tractor systems the way you want them:

- Pro 1200 High-Definition touchscreen monitor: designed for intuitive navigation, the remote display viewing connects operators with farm managers seamlessly, and Bluetooth® capabilities pair the display with a mobile phone.
- New Vision Pro operating system: enables you to configure precision farming functionality, tractor systems and connectivity to your operating preferences.
- Vector Pro receiver: streamlines guidance correction options, ranging from base (AFS1) to high (RTK+) accuracy levels.

RTK+ 1.5 CM ACCURACY LEVEL

RTK+ is a cellular-based correction guidance that allows producers to easily achieve repeatable accuracy down to 1.5 cm, reduce overlaps and cut input costs and maximise your yield potential. Thanks to RTK Fill, signal losses can be bridged for up to 20 minutes as soon as the machine starts up. Just keep going without interruption – and maintain ultimate precision.

ALWAYS ON TRACK WITH ACCUGUIDE

The fully-integrated AccuGuide guidance system helps you complete your field work and improve your agronomic performance. It ensures pass-to-pass accuracy and reliability, regardless of the season, operation or patterns (field, circle, curved, heading, spiral and straight) to reduce overlaps and skips.

ADVANTAGES

- Range of signal accuracies available
- Receivers use GPS, Galileo, BeiDou and GLONASS to increase uptime in challenging environments
- Optional high accuracy RTK+ signal with accuracy levels close to 1.5 cm
- Integrated Accuguide auto-guidance for Optum
- RTK Fill bridges RTK+ signal gap

CONNECT. VIEW. MANAGE.




The all-in-one FieldOps simplified platform for all your Case IH and multi-branded equipment.

Get access to real-time data and insights, including real-time monitoring, precise equipment location and duty status, estimated job completion time, and more.

Create a free account to access all features of Case IH FieldOps!



Download the app



REAL-TIME MACHINE MONITORING

- Get precise equipment location and duty status.
- Monitor task completion and view 24-hour machine history.
- For a specific job, the robust performance data from FieldOps tells you how much area in the field is left and gives you an estimated time to completion.



MACHINE PERFORMANCE TRACKING

- Improve your fleet's efficiency from anywhere.
- Monitor every detail of your fleet to make real-time decisions.
- Build your setup with your choice of over 50 real-time parameters, including:
 - telematics,
 - work status,
 - fuel and DEF consumption,
 - engine hours and more...

DATA VISUALIZATION

- Quickly view the activities for a given field and choose which data layer to visualize.
- Turn agronomic data layers into prescriptions, run agronomic reports and create manual agronomic data layers.
- Set-up data integration between Case IH equipment and third-party systems which streamlines data collection and analysis, providing a holistic view of your farm operations.
- Easily find what you're looking for by toggling between tabs or using powerful search and quick filters.

SUPPORT & SERVICE REMOTELY

VIEW IN-CAB DISPLAY REMOTELY

No matter where they are, a farm manager or dealer can easily see exactly what the operator is seeing on the screen in the tractor cab.

REMOTE SERVICE SUPPORT

Work with your local Case IH dealer to remotely diagnose maintenance and service issues and identify the parts you need to stay up and running.

FIRMWARE OVER THE AIR (FOTA)

Your dealer can update your operating firmware wirelessly, giving you the advantage of new features, functionality and enhancements.



Launch a remote display session from your mobile phone and view monitor's screen to provide guidance to operators and offer near real-time adjustments from anywhere.



REACH THE SUMMIT OF **PRODUCTIVITY!**

HMC II headland management and TIM plus integrated ISOBUS compatibility



UNLEASH YOUR **PRO**ACTIVITY

Digital help. Anyplace. Anywhere. Anytime.

Sometimes, life gives you moments you can't afford to miss. Whether that's at the ballfield or simply joining the family around the dinner table, FieldOps helps put you where you want to be. You don't need to be in the cab to see exactly what the operator is seeing. With the new Pro 1200 monitor, you are able to utilise remote display viewing capabilities, remotely diagnose maintenance and service issues and receive machine software updates automatically.

REMOTE DISPLAY VIEWING

No matter where they are, a farm manager or dealer can easily see exactly what the operator is seeing on the screen in the tractor cab.

REMOTE SERVICE SUPPORT

There's no time for downtime. Now, you can work with your local Case IH dealer to remotely diagnose maintenance and service issues and identify the parts you need to stay up and running.

FIRMWARE OVER THE AIR (FOTA)

Your dealer can update your operating firmware wirelessly, giving you the advantage of new features, functionality and enhancements.

ADVANTAGES

- Keep operators in the field and in the cab
- Optimise your time
- Better and more-informed management decisions

HMC II - AUTOMATED HEADLAND TURN

The Headland Management Control II system assists drivers when turning at the headland by allowing them to program each step by time or distance. It can also trigger other automated functions, such as lowering engine speed after lifting the implement.

ISOBUS CLASS III – OPTIMISED FEED RATE

With ISOBUS III, an implement can easily be controlled directly from the Pro 1200 monitor. With ISOBUS III, the implement automatically controls aspects of the Optum. The tractor will automatically adjust forward speed, steering (option), hitch position and PTO speed, as well as operating remote valves depending on the implement's needs. The result is perfect cooperation and efficiency of the implement and tractor.

TIM

The Optum, equipped with the ISOBUS module TIM (Tractor Implement Management), enables the attachment to control specific tractor functions and control valves automatically. This enhances the quality, efficiency, and driver experience of the entire system, resulting in increased productivity and easier operation for farmers.

ADVANTAGES

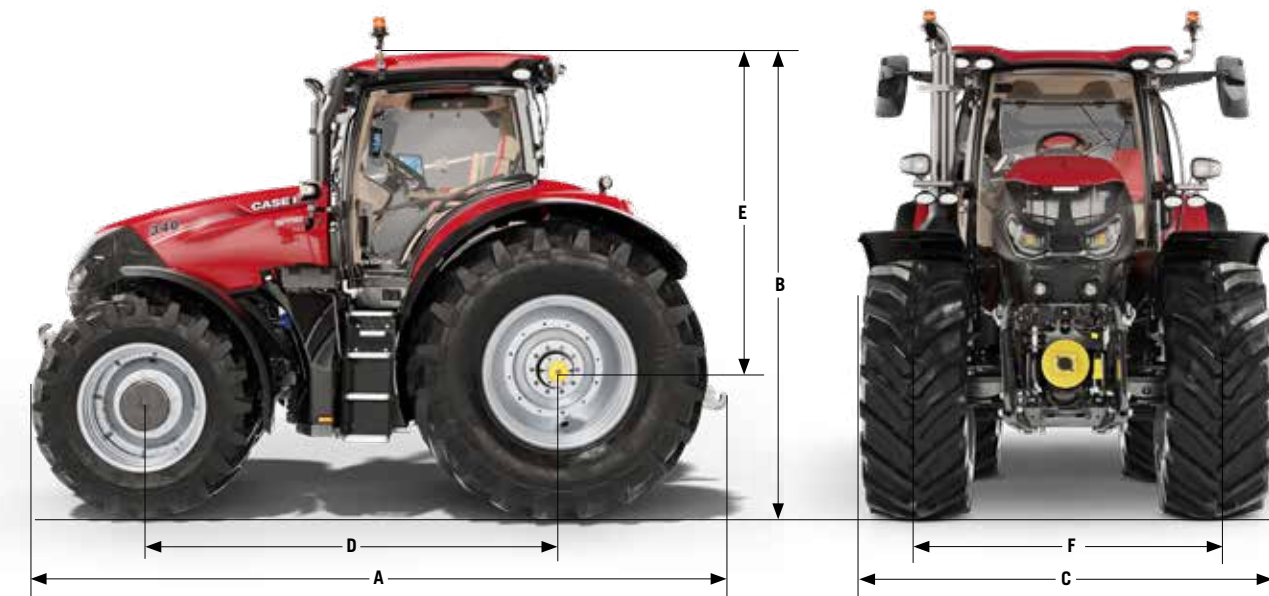
- Headland Management Control II automates workflows for less driver fatigue and higher productivity
- Minimises operator error and reduces fatigue
- TIM optional for best efficiency: the attached implement controls, for example, tractor speed, steering (option), hitch raise/lower and PTO speed.



| MODELS | OPTUM 270 | OPTUM 300 | OPTUM 340 |
|--|---|------------|------------|
| ENGINE | FPT | FPT | FPT |
| Number of cylinders | 6 | | |
| Type | Common Rail Diesel engine with 24 valves, eVGT single turbocharger and Hi-eSCR2 only exhaust after treatment | | |
| Emission level | Stage V | | |
| Capacity [cm ³] | 6,728 | | |
| Maximum power ECE R120 ¹⁾ [kW/hp(CV)] | 212 / 288 | 230 / 313 | 250 / 340 |
| ... at engine speed [rpm] | 1,800 | | |
| Rated power ECE R120 ¹⁾ [kW/hp(CV)] | 199 / 271 | 221 / 300 | 250 / 340 |
| ... at engine speed [rpm] | 2,100 | | |
| Maximum torque [Nm @ 1,400 rpm] | 1,194 | 1,282 | 1,398 |
| Torque rise [%] | 32 | 28 | 23 |
| Fuel tank, diesel / urea [litres] | 630 / 96 | | |
| TRANSMISSION | | | |
| CVXDrive - continuously variable transmission 50 kph ECO or 40 kph ECO | ● | | |
| Powershuttle | ● | | |
| Rear axle diff-lock type | Multi disc wet plate with management system | | |
| Service brake | Hydraulically operated multiple wet disc brake, self adjusting | | |
| POWER TAKE OFF | | | |
| Type | Electro-hydraulic with Auto PTO control available | | |
| Speeds | 540 / 540E / 1,000 / 1,000E | | |
| ... at engine speeds [rpm] | 1,871 / 1,598 / 1,853 / 1,583 | | |
| Shaft type Standard (Option) | 1 3/8" 21 splines (1 3/8" 6 splines, 1 3/4" 20 splines) | | |
| FRONT PTO AND FRONT HITCH | | | |
| Speeds | 1,000 / 1,000E | | |
| ... at engine speeds [rpm] | 1,886 / 1,585 | | |
| Max. lift capacity [kg] | 6,016 | | |
| OECD lift capacity through range @ 610 mm [kg] | 4,487 | | |
| FOUR-WHEEL DRIVE AND STEERING (DRIVELINE) | | | |
| Type | Electro-hydraulic with management system, electro-hydraulic differential lock and active front suspension system standard | | |
| Front axle suspension | ● | | |
| Steering angle [°] | 55 | | |
| Min. turning radius ²⁾ track setting 1,930 mm [m] | 7.7 | | |
| HYDRAULIC SYSTEM | | | |
| System type | Variable displacement, pressure flow compensated pump | | |
| Max. pump flow rate Standard / Optional [l/min] | 165 / 220 | | |
| System pressure [bar] | 215 | | |
| Control type | Electronic Hitch Control (EHC) with cushion ride control | | |
| Max. lift capacity through range [kg] | 11,058 | | |
| OECD lift capacity through range @ 610 mm [kg] | 10,299 | | |
| Max. number of rear remote valves | 5 electrical | | |
| Max. number of mid mount valves with electrical joystick | 3 electrical | | |
| Remote valve timer control | 1 - 60 seconds on all models | | |
| Category type | Cat III / IVN | | |
| Slip control | ● | | |

| MODELS | OPTUM 270 | OPTUM 300 | OPTUM 340 |
|---|--|--|--|
| WEIGHT | | | |
| Approximate shipping weight [kg] | 11,530 | | |
| Permissible total weight [kg] | 17,200 | | |
| Max. permissible weight front single / dual wheels [kg] | 7,500 / 6,500 | | |
| Max. permissible weight rear [kg] | 11,600 | | |
| DIMENSIONS ²⁾ | | | |
| A: Max. length with front and rear lower links down [mm] | 5,825 | | |
| B: Total height [mm] | 3,457 | | |
| C: Minimum width across rear tyres (min./max.) [mm] | 2,536 / 2,993 | | |
| D: Wheel base [mm] | 2,995 | | |
| E: Height at centre of rear axle, highest point (susp.cab) [mm] | 2,341 | | |
| F: Track setting front [mm] | 1,858 - 2,258 | | |
| rear [mm] | Bar axle: 1,840 - 2,374 | | |
| STANDARD TYRES ³⁾ | | | |
| Front | 540 / 65 R28 | 540 / 65 R30 | 540 / 65 R30 |
| Rear | 650 / 85 R38 | 650 / 65 R42 | 650 / 65 R42 |
| BIGGEST TYRE COMBINATIONS AVAILABLE | GROUP 49 | GROUP 49 | GROUP 49 |
| Front | 650 / 60 R34, IF 620 / 75 R 30 (IF 650 / 60 R 34) ⁴⁾ | 650 / 60 R34, IF 620 / 75 R 30 (IF 650 / 60 R 34) ⁴⁾ | 650 / 60 R34, IF 620 / 75 R 30 (IF 650 / 60 R 34) ⁴⁾ |
| Rear | 710 / 75 R42, 900 / 60 R 42 IF 710 / 75 R 42, IF 900 / 60 R 42 ⁴⁾ | 710 / 75 R42, 900 / 60 R 42 IF 710 / 75 R 42, IF 900 / 60 R 42 ⁴⁾ | 710 / 75 R42, 900 / 60 R 42 IF 710 / 75 R 42, IF 900 / 60 R 42 ⁴⁾ |

● Standard Equipment ● Optional Equipment - Not available ¹⁾ECE R120 correspond to ISO 14396 and 97 / 68 / EC ²⁾With standard tyres ³⁾Other tyres on request ⁴⁾IF = Improved Flexion ==> up to 20 more load capacity at identical air pressure






caseih.com



Free phone: 00 800 22 73 44 00



Subscribe now
for exclusive
offers & updates

Safety never hurts! Always read the Operator's Manual before working with any equipment. Inspect equipment before using it, and be sure it is operating properly. Follow the product safety signs, and use any safety features provided. This literature has been published for worldwide circulation. The standard and optional equipment and the availability of individual models may vary from one country to the next. Case IH reserves the right to undertake modifications without prior notice to the design and technical equipment at all times without this resulting in any obligation whatsoever to make such modifications to units already sold. Whilst every effort is made to ensure that the specifications, descriptions and illustrations in this brochure are correct at the time of going to press, these are also subject to change without prior notice. Illustrations may show optional equipment or may not show all standard equipment. Case IH recommends **AKCELA** lubricants.

TP01 / SM / 12.24 / Printed in Austria - Cod.No. 24C0009COMINB

CASE IH