

The STEYR PROFI Series with up to 158 hp

MASTER EVERY TASK **EFFICIENTLY**



Your partner to rely on.

STEYR
TRAKTOREN

LOOKS GREAT **VALUE** FOR MONEY

Our engineers racked their brains to design and build a multi-purpose and efficient tractor that can be highly personalized to cover the multiple applications required in this tractor segment.

The outcome: the PROFI Series, the tractor to count on

There is a choice of three versions with a total of 11 different models, ranging from 125 to 158 hp (max unboosted). The entry-level version is the PROFI Classic Series, with mechanical control units, constant-displacement hydraulic pump and high roof in its standard version, it offers an excellent level of functionality. The PROFI models feature a 8-speed Powershift transmission with 24x24 gears, and are equipped with a Multicontroller armrest. The innovative PROFI CVT with S-Control™ CVT transmission and ISOBUS III provides an optimum level of comfort and refinement.

» **Straight ahead. Made in Austria, to make the difference.**





04 – 05

What's new

24 – 25

S front loader

06 – 07

PROFI Series at a glance

26 – 29

4WD and safety

08 – 09

Packages

30 – 33

S-TECH precision farming

10 – 15

Cab

34 – 35

S-FLEET telematics

16 – 17

Engine

36 – 37

STEYR service

18 – 19

Transmissions

38 – 39

Specifications

20 – 23

**Front- and rear
linkage area**

COMFORTABLE,
CUSTOMIZABLE,
PROFITABLE





New premium comfort

The STEYR cab suspension is standard with Excellence package and delivers a premium comfort experience. For PROFI CVT a pneumatic cab suspension is standard with Evolution & Excellence package. Fatigue is reduced during long days in the field and on the road.



New S-TRONIC custom settings for PROFI CVT

Individually set-up your S-Control™ CVT transmission settings according to your operation.



New logical layout

Hitching up to implements is easy thanks to a logical layout. With a lifting capacity of nearly eight tons and ISOBUS III connectivity, the PROFI Series copes with every attachment.




New – the perfect match

Whether you're working around the farm yard or in the fields, the new STEYR S front loader series is the perfect match to your tractor and the challenges you face in your day-to-day work.



PROFI DELIVERS ON **EVERYTHING**



Low noise level of 69 dB(A) for stress-free operation and for using the telephone.



Up to 20 LED-worklights for perfect 360° illumination.



Ergonomic operation using the Multicontroller armrest.



Dual-Motion driver seat, standard or pneumatic* cab suspension and front axle suspension for more comfort.



Powerful, efficient and ecological: the 4- and 6-cylinder engines from 125 up to 158 hp (maximum power) fulfill the Stage V emission standard.



S-TRONIC has been further advanced and offers customizable control features.



Choice of S-Control™ CVT continuously variable transmission or S-Control™ 8, 8-speed powershift transmission with 24x24 gears or S-Control™ 4.



50 kph achieved at a fuel-efficient 1,700 rpm PROFI CVT.



Active hold control for stopping on a steep slope without a brake (PROFI CVT).



Headland management Easy-Tronic II for the automation of work operations, dependent on time and distance covered (PROFI and PROFi CVT).



Three rear and 1,000 rpm front PTO speeds with Power mode or with the fuel-efficient engine speed of the ECO mode.



Maximum rear lift capacity of up to 7,864 kg and up to 3,100 kg at the front.



Patented trailer brake system S-BRAKE represents a major advance in tractor safety for the driver (PROFI CVT).



STEYR front loader ready. QuickTurn II full wheel lock at minimum steering movement especially for loader work.



Combinations of tyres and wheels to suit every type of application.



The PROFi and PROFi CVT supports ISOBUS II and ISOBUS III.



S-TECH precision farming: fully automatic turning with S-GUIDE and S-TURN II.



S-FLEET lets you remotely monitor and manage your farm, fleet and data.



PROFI ALL INCLUSIVE

Well equipped

Your PROFÍ Series is available in four equipment configurations for convenience. Custom, for the a la carte approach, and Element, Evolution and Excellence that configure the best PROFÍ Series options conveniently. You can quickly select the features that matter to you. The equipment packages can be changed by STEYR without prior notification. Please contact your local dealer for the latest configuration.

Element

The package for versatile use

Choose between S-Control 4 or S-Control 8 Semi-powershift or S-Control CVT transmission. Throw in mechanical remotes, 3-speed PTO and powerful hydraulic pump, and you got the perfect package to be highly efficient all day long.

» FACTS

- ▶ Mechanical remotes and 121 l/min (PROFI Classic) or 150 l/min (PROFI and PROFÍ CVT) hydraulic pump
- ▶ 3 speed PTO
- ▶ High or low roof cab with air conditioning, passenger seat
- ▶ Cab and front axle suspension optional for PROFÍ Classic and PROFÍ, standard for PROFÍ CVT

Evolution

Evolution in comfort and performance for the customers

The front linkage is a standard feature with Evolution and allows you to quickly add and remove ballast and, for further productivity, add an additional mounted implement.



» FACTS

- ▶ Choice between S-Control 8 or S-Control CVT transmission
- ▶ Electrohydraulic remotes and powerful hydraulic pump (150 l/min)
- ▶ 3 speed PTO
- ▶ High or low roof cab with air conditioning, passenger seat & Suspension
- ▶ Front axle suspension
- ▶ Advanced headland management Easy-Tronic II on S-TECH 700 Plus monitor & Autoguidance options
- ▶ ISOBUS Class II optional

Excellence

High-end performance and superior operator comfort features

The STEYR pneumatic cab suspension is standard with Excellence and delivers a premium comfort experience. Fatigue is reduced during long days in the field and on the road.



» FACTS

- ▶ S-Control CVT continuously variable transmission with ultimate mechanical efficiency rating
- ▶ ElectroHydraulic remotes and 150 l/min hydraulic pump
- ▶ 3 speed PTO
- ▶ High roof Cab with air conditioning, passenger seat & pneumatic cab suspension
- ▶ Front linkage with Front Hitch Management & Hydraulic top link
- ▶ Front axle suspension
- ▶ Advanced headland management Easy-Tronic II on S-TECH 700 Plus monitor & Autoguidance ready
- ▶ ISOBUS Class II or III

ENJOY **COMFORT** AND ERGONOMICS

New ergonomic cab entrance steps

A STEYR branded plate tops a clean and tidy entrance area with aluminium steps, along with signature STEYR door hinges on both doors.

New LED entry lighting

A high-performance LED entry lighting provides safety and confidence whenever it gets dark.

LED lights package

The best day and night visibility on the working zone is guaranteed by a powerful yet low-consumption LED lights package, complemented by new, modern style LED position lights and new fold-back LED beacons.



A new low mounted wiper increases the swept coverage area by 60% compared to previous models (PROFI and PROFi CVT).



PROFI comfort

The slimline bonnet provides optimum visibility over the front working area. Also at the rear, for effortless attachment of implements, the PROFI provides clear visibility of the coupling points. With the large, electrically adjustable and heated telescopic mirrors with wide-angle insert, you can even keep an eye on wide attachments. An additional window in the roof provides unobstructed visibility of the front loader.



» FACTS

- ▶ 4-pillar-cab available in low-roof and high-roof versions
- ▶ Powerful LED ingress lightening
- ▶ Sun roller blind on front and rear windscreen
- ▶ Up to 20 powerful LED worklights
- ▶ Front and rear mounted cameras for improved visibility when working with implements

The perfect working place

Available in both low and high roof version, the PROFI cab offers a comfortable and silent working environment you can count on in every situation. Low noise level of just 69 dB(A), different seat options – from standard fabric up to the Dual-Motion leather driver seat – to suit all needs. A new adjustable leather steering wheel, finely tunable air conditioning, standard or pneumatic* cab suspension, new cool-box, new internal mirror and new monitor rail with USB sockets: everything is there to make you fully comfortable and in control.

S-TECH 700 Plus monitor – An eye on everything and everything in hand

Featuring 20% more screen size, the new, easy-to-use S-TECH 700 Plus monitor delivers an unprecedented customer experience. Greatly improved control immediately translates into increased productivity since day one.

» FACTS

- ▶ Low noise level of just 69 dB(A) (PROFI and PROFI CVT)
- ▶ Standard or pneumatic* cab suspension
- ▶ Air condition or automatic climate control
- ▶ DAB-Radio with premium-loudspeaker
- ▶ Handsfree microphone
- ▶ Tablet and mobile mount with power sockets
- ▶ Plenty of storage compartments incl. a cool box

*Pneumatic cab suspension available for PROFI CVT



The standard fabric driver seat, offers already a lot of comfort.



The optional dual-motion seat with dynamic damping system, swivel-mounted headrest and active carbon inserts to control humidity assure pleasant, fatigue-free work.



The high quality maximo evolution leather-upholstered seat, includes seat heating and ventilation and the active suspension with automatic adjustment can be ideally adapted to your needs.

THE PROFI AND PROFI CVT COCKPIT

Well served

In the comfortable PROFI and PROFI CVT cockpit, you are in control. 12 freely programmable short cut menus allow quick access to key PROFI and PROFI CVT functions on the S-TECH 700 PLUS monitor. Simple to access and even more convenient to set-up. At the centre of the STEYR Multicontroller armrest is the Intuitive Control Panel, a smart layout of key features that allows all drivers to get the best from the machine.



1 Free configurable

The STEYR Multicontroller handle features reconfigurable buttons that can be assigned via the S-TECH 700 Plus monitor. This allows you to control more of the PROFI and ISOBUS functions ergonomically in one hand.

2 Advanced loader joystick

Perfectly integrated, the advanced electronic joystick gives precise fingertip control with forward and reverse shuttle switch and transmission control. The joystick also comes factory ready for the integration of the third and fourth loader functions.



2


» FACTS

- ▶ S-TECH 700 PLUS: the integrated touchscreen colour monitor
- ▶ Ergonomic operation with Multicontroller
- ▶ Advanced joystick and levers to control remote valves on front and rear, as well as forward / reverse shuttle
- ▶ Front and rear PTO switches
- ▶ ICP – Intuitive Control Panel
- ▶ ECO-Drive™ Levers
- ▶ Hydraulic settings
- ▶ ISOBUS Aux-N

GREAT POWER, **LOW** FUEL CONSUMPTION

Turbocharged six cylinder power

Power used most intelligently. The engines in the PROFI models are the best in their class. Here, profitability, productivity, environmental preservation and ultra-modern energy management come together in perfect symbiosis. By virtue of the unique HI-eSCR2 exhaust gas after-treatment system, fuel consumption is optimised and power and engine response are improved. Optimum fuel injection time without exhaust gas recirculation means neither the engine nor the cooling system are overloaded. This makes maintenance intervals of 750 hours a reality. The system also does not require a particle filter, and this reduces maintenance costs.



ECO DRIVE

The dual hand throttle on PROFi CVT models allows the individual adjustment of the minimum and maximum engine speed, adjusting the vehicle characteristics according to the required task and minimizing fuel consumption.

1 POWER MODE – Pulling and transport


Full potential of the engine is available.

2 ECO MODE – Pulling and transport economy

With the right hand throttle lever you can limit the maximum engine speed to save fuel.

3 PTO MODE

Set the desired engine (PTO) speed with the left hand throttle lever. The right hand throttle lever determines the engine speed down to which the engine can be drooped, before the transmission reduces the ground speed.




» FACTS

- ▶ 4- and 6-cylinder engines with turbocharger and intercooler
- ▶ 4.5 and 6.7 litre cubic capacity
- ▶ Rated power output: 116 – 150 hp. Max. power output: 125 – 158 hp
- ▶ High maximum torque with up to 650 Nm
- ▶ HI-eSCR2 technology from FPT fullfil Stage V
- ▶ S-TRONIC engine and transmission management
- ▶ Engine is fully compatible with hydro-treated vegetable oil, or HVO (bio-synthetic diesel)
- ▶ Up to 43% torque increase
- ▶ Extended engine service intervals (750 hours)
- ▶ Reversible fan
- ▶ Engine exhaust brake
- ▶ Up to 250-litre fuel tank to help maximise the working day

TRUST IS GOOD. S-TRONIC IS BETTER

S-Control™ CVT transmission

Maximum torque with minimum fuel consumption, electronic control that permits even faster changes in direction and active stationary control to stop safely on a steep gradient: the continuously variable S-Control™ CVT transmission is a leader in comfort and efficiency.



S-TRONIC custom settings

Individually set-up your S-Control™ CVT transmission settings according to your operation.

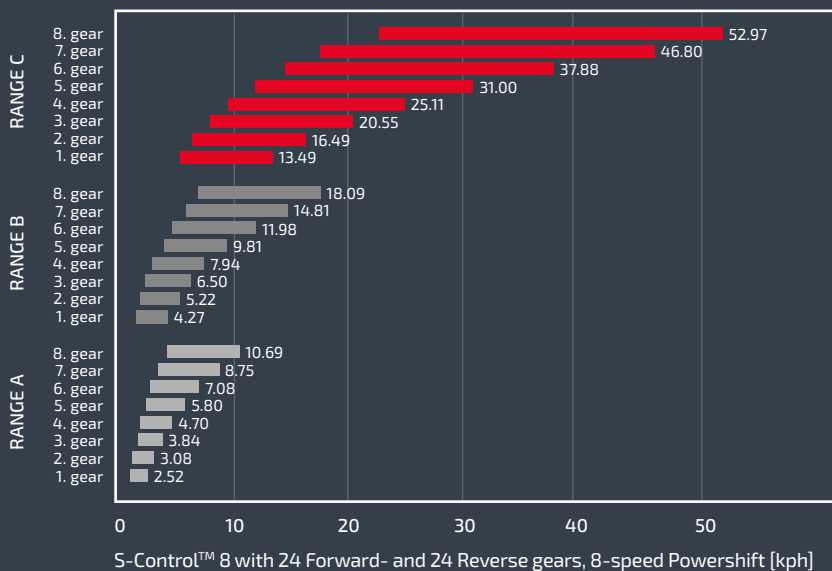
» FACTS PROFI CVT

- ▶ Stepless from 0 to 40 or 50 kph
- ▶ 50 kph at reduced engine revs
- ▶ Two points of 100% mechanical efficiency
- ▶ Active hold control
- ▶ DKT – Double clutch technology
- ▶ Kick-down functionality
- ▶ S-TRONIC engine and transmission management
- ▶ CVT custom dynamics
 - Acceleration / deceleration
 - Shuttling speed
 - Drive pedal behavior
 - Engine torque response

EFFICIENCY THROUGH **POWERFLOW**

S-Control™ 8 transmission

The S-Control™ 8 transmission is used in PROFI models: an 8-speed powershift transmission with a total of 24 gears both forward and reverse. The transmission has a number of automatic functions, such as S-Stop II and Pedal Kick Down, that make the tractor more efficient and the driver more relaxed.



» FACTS PROFI

- ▶ S-Control™ 8 with 24x24 gears and 8-speed Powershift 0 to 40 or 50 kph
- ▶ 50 kph at reduced engine revs
- ▶ Shifts automatically within the field and road range
- ▶ Pedal kick-down, Auto-Functions and S-Stop II optional
- ▶ Crawler speeds up to 190 m/h

S-Control™ 4 transmission

The S-Control™ 4 transmission is used in PROFI Classic models: an 4-speed powershift transmission with a total of 16 gears both forward and reverse. The transmission is also available with crawler speeds.



» FACTS PROFI CLASSIC

- ▶ S-Control™ 4 with 16x16 gears and 4-speed Powershift 0 to 40 kph
- ▶ 40 kph at reduced engine revs
- ▶ Crawler speeds up to 190 m/h available

A MATCH FOR ANY TASK. ONE STEP **AHEAD**

Fully integrated

The PTO on the PROFI Series has a choice of three different operating speeds. To make full use of the power of PROFI models at front and back simultaneously, for example when operating a combination of front and rear-mounted mowing equipment, a front hitch with front-mounted PTO shaft is available as an option.



PTO actuation on PROFI and PROFI CVT...



... and on PROFI Classic

FRONT LINKAGE

- ▶ Up to 3,100 kg maximum lift capacity
- ▶ Seven-pin lighting and 40-A plug sockets fitted standard
- ▶ Electronic front implement damping available as an option

FRONT PTO

- ▶ PTO perfectly integrated
- ▶ 1,000 rpm front PTO
- ▶ Front PTO-management
- ▶ Progressive soft start
- ▶ Electrohydraulic engagement under load



Convenient hitching

The STEYR PROFI Series remote operating switches for hitch operation to aid safe hitching.

HEAVY TASKS? MAKE THEM **LIGHT WORK**

Always in good hands

Ready to meet any challenge: the new STEYR PROFI models are powered by an OCLS hydraulic system (open oil circuit) or by a powerful CCLS hydraulic system (closed oil circuit) that delivers a flow rate of 86 to 150 l/min. This system assures full performance at the right time and at the right place. The robust rear hitch (Cat. III or III N) lifts up to 7,864 kg, making it possible to easily use heavy tillage equipment. For PROFI and PROFI CVT up to four electrical remote valves are provided as standard, while the tractor's capabilities can be extended with three electrical mid-mount valves. PROFI Classic models are equipped with mechanical remote valves. The rear PTO is available with three speeds.

REAR HITCH

- ▶ Up to 7,864 kg lifting capacity
- ▶ Improved top link fixing for better stability and position indicator
- ▶ CCLS hydraulic system with up to 150 l/min pump capacity is standard on PROFI CVT
- ▶ OCLS hydraulic system with up to 86 l/min is standard on PROFI and PROFI Classic models
- ▶ Electronic hitch regulation (EHR)
- ▶ Ride Control – dynamic vibration damping
- ▶ Up to seven electrohydraulic remote valves (four on the rear, three centrally mounted)
Mechanical remote valves are optional available
- ▶ Power-Beyond connection
- ▶ Easy setup through S-TECH 700 Plus monitor (PROFI and PROFI CVT)



Easy setup

Shortcut keys bring you directly to the settings menu to configure your Multicontroller handle.

Easy to reach

External controls on both fenders for easy implement connection.



REAR PTO

- ▶ Electrohydraulic engagement under load
- ▶ PTO-Management
- ▶ Progressive soft start
- ▶ External controls on both rear fenders
- ▶ PTO with three speeds: 540/540E/1,000 or 540E/1,000/1,000E



THE **PERFECT MATCH** IS JUST IN FRONT OF YOU

The new STEYR S Series front loaders

Whether you're working around the farm yard or in the fields, the new STEYR S front loader series is the perfect match to your tractor and the challenges you face in your day-to-day work. Offered with premium specifications, you have the choice among 20 models across two ranges, compatible with an output of 58 to 240 hp and can be customized to cover the multiple application required for powerful handling tasks. The front loader mounting brackets and boom are perfectly designed to match your STEYR tractors, allowing easy access to all maintenance points without restricting your tractor's manoeuvrability.



Scan the QR-Code and get more information about STEYR S Series front loaders.

U Range

Versatility for everyday handling tasks

The versatile and durable U front loader range, with mechanical self-levelling, is ideal for everyday handling tasks. Easy-to-operate and robust, they are offered with the FITLOCK 2+ System® for quick hitching/unhitching and the MACH System® to safely connect all hydraulic and electrical lines. In addition, they feature an easy access to the 3rd function for implements requiring a hydraulic supply.



» FACTS

- ▶ 5 models
- ▶ Lifting capacity: 2,485 to 2,951 kg
- ▶ Lifting height: 4.02 to 4.57 m
- ▶ With or without mechanical self-levelling
- ▶ Optional 4th function

» FEATURES

- ▶ FITLOCK 2+ System®
- ▶ MACH System®
- ▶ SHOCK Eliminator

T Range

Performances with no compromises

If you need extra performance, the T series is tailor made for the highest demands with enhanced comfort. Designed to perform heavy-duty operations, the T range is equipped with the PCH hydraulic self-levelling linkage, which allows a large crowd angle, up to 52° at ground level, and increases the lifting power by 35% without needing any additional energy input. Which results into more amount of material on the bucket and less transport.



» FACTS

- ▶ 5 models
- ▶ Lifting capacity: 2,366 to 3,076 kg
- ▶ Lifting height: 4.02 to 4.57 m
- ▶ Hydraulic self-levelling PCM standard
- ▶ Hose and wiring harness are completely integrated in the boom and the crossbar

» FEATURES

- ▶ FITLOCK 2+ System®
- ▶ MACH System®
- ▶ SHOCK Eliminator
- ▶ FAST-LOCK System®
- ▶ AUTO-UNLOAD System®
- ▶ MACH 2®


SAFETY, SECURITY, COMFORT. **AHEAD** ON ANY TERRAIN



Front axle suspension

Ensures more comfort, better traction and safety.





Wide trailer carriage

Makes it easier to connect up the universal shaft to the PTO stub shaft.



Automatic trailer drawbar

The towbar coupling is opened by remote control from the cab.



K80 ball-head coupling

Ideal for heavy-duty trailer operation.

Perfect traction

With an excellent power-to-weight ratio and a high maximum permissible weight, PROFI Series tractors are strong in the field and on the road. The perfect interaction of all components ensures a unique driving experience of a new generation.

» FACTS

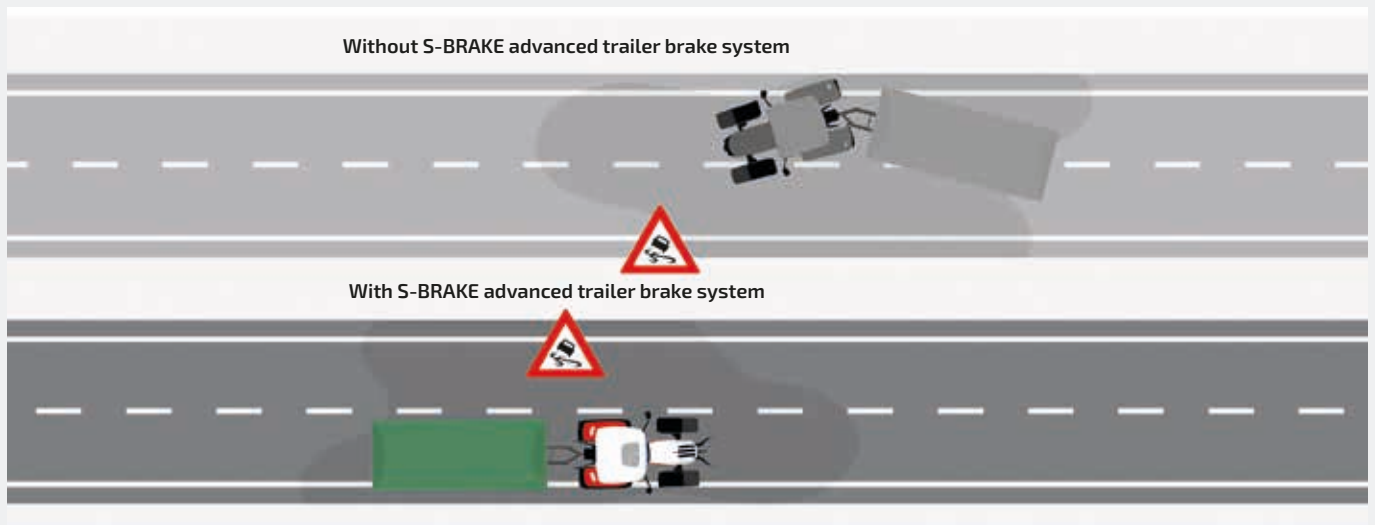
- ▶ Automatic 4WD- and differential lock management
- ▶ Front axle suspension
- ▶ Various trailer hitches for different transport operations
- ▶ Tyre and rim combinations for every application

THE **ULTIMATE** IN SAFETY WHEN STOPPING FROM SPEED

Perfect safe

The modern way of driving a tractor. The PROFI CVT Series offers the most complete braking system on the market with S-BRAKE trailer braking systems. All models are equipped with wet dual disc brakes (4 disc brakes on the rear axle). The more wear-resistant HD brake discs offer a longer service life, especially win heavy transport. The perfect interaction of all components ensures a unique driving experience of a new generation.





Patented trailer brake system

With S-BRAKE, the advanced trailer braking system, you remain confident even in difficult situations. The patented system actively recognizes the current driving situation and stabilizes the combination when braking. The tractor and trailer stay in line.

» FACTS

- ▶ All-wheel and 4-wheel braking
- ▶ Electronic parking brake
- ▶ S-BRAKE trailer braking system on PROFi CVT
- ▶ CTIS – Central tyre inflation optional

ADVANCED, **EASY TO USE** TECHNOLOGY AT YOUR FINGERTIPS

Up to 1.5 cm Track Precision

The automatic DGPS-based S-GUIDE steering system assures parallel tramline guidance for work in straight lanes, on curves and in the headlands. The system guarantees 100% network coverage and uses the revolutionary X-FILL technology to bridge signal losses lasting up to 20 minutes. With a precision of up to as little as 1.5 cm through an owned, comprehensive RTK+ network, there is no risk of overlapping even with tough ground or weather conditions.



S-TECH 700 Plus & ISOBUS

The S-TECH 700 Plus touchscreen monitor offers an effective control and precision guidance system for arable farming. ISOBUS II-compatible attachments can easily be connected and controlled without additional wiring simply using the monitor.



Lower your operation's input costs with section control

The technology will automatically switch sections on/off in areas that have already been covered to avoid overlap on passes in field, at headland turns and irregular fields shapes. This lowers your operation's input costs by eliminating double applications of seed and fertiliser.



» FACTS

- ▶ Range of signal accuracies available (EGNOS, Range Point RTX, S-TECH 1, 2, 3 and S-TECH RTK+ signals)
- ▶ Optional high accuracy RTK+ signal with accuracy levels close to 1.5 cm
- ▶ X-FILL bridges RTK+ signal gaps of up to 20 minutes
- ▶ S-TECH 700 Plus monitor with touchscreen
- ▶ ISOBUS II and ISOBUS III compatible
- ▶ S-GUIDE is an integrated automated steering system
- ▶ S-TURN II automates turns at the end of a row

AUTOMATION PERFECTED PROFI AND PROFI CVT

Turn well. All good

The Easy-Tronic II headland management system is designed to relieve the driver as much as possible when turning on the headland and doing many other control activities. The S-TURN II technology in combination with Easy-Tronic II ensures complete automation of headland work. Steering processes, the turning radius, speed and control of the implements are automated and optimized at the headland. This leads to greater efficiency and increased comfort.

EASY-TRONIC II AND S-TURN II

- ▶ Full automation of work sequences
- ▶ You can record and program while in operation or stationary
- ▶ Programming possible, dependent on time, distance and event initiation
- ▶ Calling up of sequences by Multicontroller, S-TECH 700 Plus monitor or on the ICP
- ▶ S-TURN II turns automatically at the end of a guidance line based on GPS position/boundaries
- ▶ ISOBUS Class II- and III-compatibility



ISOBUS controls PROFI and PROFI CVT

You can control ISOBUS Class II and III implements through the S-TECH 700 Plus monitor – potentially saving the need for a second display in the cab.

With ISOBUS Class III, the implement can control certain functions, such as forward speed and hydraulics for example, thereby maximizing productivity and ensuring a consistent workflow process during long seasonal days.



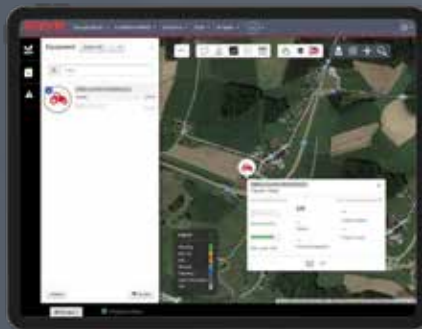
TECHNOLOGY TO KEEP YOU **AHEAD** OF YOUR WORK

S-FLEET telematic solutions

S-FLEET lets you remotely monitor and manage your farm, fleet and data, allowing you to optimise your performance, productivity and flexibility. Efficiently visualise your equipment with little to no idle time. With all the information at your fingertips, you can successfully manage your operations anytime, anywhere!




Keep an eye on your farm
Crop and weather monitoring
Operation control in real time



Keep an eye on your fleet
Machine tracking and monitoring
On-time notifications



Keep an eye on your data
Data sharing
Connect with 3rd party partners



Keep an eye on everything

Download the S-FLEET App and keep an eye on your operation anytime, anywhere!



One place to manage all your tractors as well as your equipment and devices.



» FACTS

- ▶ S-FLEET telematic solutions for maximum productivity
- ▶ User-friendly interface
- ▶ Time-saving management
- ▶ Data visualisation enhancing decision making
- ▶ Efficiently track your equipment's location and view machine parameters in real time
- ▶ mySTEYR is your destination for STEYR product support
- ▶ Solutions for mixed fleets – DataConnect

ALWAYS THERE FOR YOU

Premium tractors deserve premium cares. No matter what you need, or what you may need. STEYR products and services are available and operating 24/7. Now and ever.

STEYR PARTS

QUALITY DOWN TO THE LAST DETAIL. STEYR GENUINE PARTS

Our certified Genuine Parts are designed for your STEYR tractor according to the exact specifications of our engineers and submitted to the most rigorous quality tests for conformity, robustness, safety and endurance. They last longer and perform better. Overtime. We work closely with our STEYR Dealers to ensure the availability and same day deliveries, saving you lengthy downtimes.

THE VALUE ALTERNATIVE. STEYR REMAN PARTS

STEYR REMAN parts are the result of a thorough industrial process of disassembly, cleaning, treatment and re-assembly, which ultimately guarantees 100% reliability. That's why they also come with a 12-month warranty, saving you up to 30% compared to new parts. And respect the environment.

UPGRADE YOUR TRACTOR. STEYR ACCESSORIES

With our accessories and kits, you can improve and customize your STEYR tractor to your own requirements – add a fuel preheater, additional headlights, rear cameras, control units and much more for an exclusive and efficient result.



STEYR SERVICES

TECHNICAL SUPPORT

STEYR Service experts, whether out in the field, at your dealer or on dedicated customer helplines, are ready to ensure quick and efficient solutions through their deep knowledge of STEYR equipment.

ON SITE SERVICE

Specialized STEYR technicians are available to carry out maintenance and repair work on site or out in the field with a fully equipped Service van. These vehicles carry the latest electronic diagnostic tools and first-time fix kits.

/// PREMIUM SERVICE

At STEYR, we have PREMIUM SERVICE, our customer support active 24 hours a day/7 days a week, no matter what you need. Call us on 080078397000 – the call is free. Working closely with STEYR dealer network, we offer a high level of customer care and provide fast feedback for any enquiry, from general information to Service assistance to reduce any downtime you might experience.

/// STEYR PROTECT

STEYR PROTECT is the Manufacturer Extended Warranty program developed to protect your investment from unpredictable costs or machine downtimes. STEYR PROTECT is an extension of the Manufacturer Standard Warranty (first year) designed to support you with:

- Manufacturer warranty
- Best possible coverage
- Optimization of Total Cost of Ownership
- Enhanced profitability
- Higher residual value
- Transferable within the market

SPECIFICATIONS

MODEL	4115 PROF CVT	4125 PROF CLASSIC	4125 PROF	4125 PROF CVT	4135 PROF	4135 PROF CVT	4145 PROF	4145 PROF CVT	6150 PROF CLASSIC	6150 PROF	6150 PROF CVT	
TRANSMISSION												
S-Control™ 4 4-speed Powershift with 16 forward and reverse gears / 32 forward and reverse gears with creeper		● / ●							●			
S-Control™ 8 8-speed Powershift with 24 forward and reverse gears / 48 forward and reverse gears with creeper			● / ●		● / ●		● / ●			● / ●		
S-Control™ CVT Continuously variable transmission Driving speed* 0-50 or 0-40 kph ECO	●			●		●		●			●	
ENGINE												
Common rail diesel engine with HI-eSCR2 technology, turbocharger and intercooler, fulfills emission standards Stage V Number of cylinders / Capacity [cm ³]	4 / 4,486								6 / 6,728			
Max. engine power ECE R120 ¹⁾ [kW/hp]	Rated engine power ECE R120 ¹⁾ [kW/hp]	92 / 125	85 / 116	99 / 135	92 / 125	107 / 145	99 / 135	114 / 155	107 / 145	116 / 158	110 / 150	
Max. engine power ECE R120 ¹⁾ PowerPlus ²⁾ [kW/hp]	Rated engine power ECE R120 ¹⁾ PowerPlus ²⁾ Field / Road mode ³⁾ [kW/hp]	107 / 145	96 / 131 / 106 / 144	114 / 155	103 / 140 / 113 / 154	124 / 169	114 / 155 / 123 / 167	129 / 175	118 / 160 / 128 / 174	129 / 175	121 / 165 / 128 / 174	
Engine speed at max. engine power [rpm]	Rated engine speed [rpm]	1,800 – 1,900	2,200	1,800 – 1,900	2,200	1,800 – 1,900	2,200	1,800 – 1,900	2,200	1,800 – 1,900	2,200	
Max. torque with PowerPlus ²⁾ [Nm @ 1,500 rpm]		590		637		700		700		740		
Max. torque [Nm @ 1,500 rpm]		528		560		605		650		650		
Torque increase OECD Standard / PowerPlus ²⁾ [%]		41 / 42		40 / 43		40 / 42		40 / 37		40 / 40		
Fuel tank Diesel standard (optional) / AdBlue® [l]		210 (250) / 39.5		210 (250) / 39.5		210 (250) / 39.5		210 (250) / 39.5		210 (250) / 39.5		
PTO Shiftable with progressive electro-hydraulic engagement with optional PTO management												
PTO speed [rpm] 540 / 540E / 1,000 or 540E / 1,000 / 1,000E		● / ●		● / ●		● / ●		● / ●		● / ●		
Engine speeds [rpm] 1,969 / 1,546 / 1,893 or 1,592 / 1,893 / 1,621		● / ●		● / ●		● / ●		● / ●		● / ●		
PTO shaft type		1 3/8" 21-splines										
Stationary PTO		●		●		●		●		●		
Front PTO 1,000 @ 1,895 engine speed [rpm]		●		●		●		●		●		

● Standard ● Optional – Not available

* Depending on country-specific legislative requirements and specifications

¹⁾ ECE R120 complies with ISO 14396 and 97/68EC

²⁾ Power Plus is available on the basis of defined prerequisites for transport operations and PTO operation

³⁾ Road mode not available for PROFI Classic

⁴⁾ With standard tyres

⁵⁾ Other tyres available as special equipment on request (i.e. as cost options)

MODEL	4115 PROF CVT	4125 PROF CLASSIC	4125 PROF	4125 PROF CVT	4135 PROF	4135 PROF CVT	4145 PROF	4145 PROF CVT	6150 PROF CLASSIC	6150 PROF	6150 PROF CVT
HYDRAULICS											
EHR hitch control with dynamic vibration damping Ride Control	•	•			•			•		•	
Max. pump flow rate with constant displacement pump 86 l/min with pressure/volume control, load Sensing 121 l/min / 150 l/min	-	•	•	-	•	-	•	-	•	•	-
	- / •	• / -	- / •	- / •	- / •	- / •	- / •	- / •	• / -	- / •	- / •
Max. lifting capacity [kg] with 86 / 121 / 150 l/min [kg]	7,115 / 7,864 / 7,864										
Remote valves	mechanical rear up to 4 and midmounted up to 2	• / •	• / •	• / •	• / •	• / •	• / •	• / •	• / •	• / •	• / •
	electrical rear up to 4 and midmounted up to 3	• / •	- / -	• / •	• / •	• / •	• / •	• / •	• / •	- / -	• / •
Integrated front hitch* max. lifting capacity with 86 / 121 / 150 l/min [kg]	2,800 / 3,100 / 3,100										
ALL-WHEEL DRIVE											
Engagement electro-hydraulic with traction management	•	•			•			•		•	
FRONT AXLE / STEERING											
Suspended front axle	•	•			•			•		•	
Steering angle / Min. turning radius Track width ⁽⁴⁾ 1,830 mm [° / m]	44 / 4.6	44 / 4.6			44 / 4.6			44 / 4.6		44 / 4.6	
BRAKES											
Wet dual brake discs, hydraulically actuated / All-wheel brake with Opti-Stop / Two-line compressed air braking system	• / • / •	• / • / •			• / • / •			• / • / •		• / • / •	
S-BRAKE patented trailer brake system	•	-	-	•	-	•	-	•	-	-	•
TYRES											
Standard tyres ⁽⁵⁾ Front / Rear	PROFI Classic: 440/65 R28 / 540/65 R38 PROFI and PROF CVT: 480/65 R28 / 600/65 R38										
WEIGHT											
Approximate shipping weight* [kg]	4,890	4,890			4,890			4,890	4,890	5,020	
Permissible total weight [kg]	10,500	9,500	10,500		10,500			10,500	9,500	10,500	
DIMENSIONS⁽⁴⁾											
Max. length with front and rear lower links down Standard / suspended front axle [mm]	5,137 / 5,189										
Min. width across rear fenders [mm]	2,470										
Total height standard cab / suspended cab / low-roof cab / low-roof susp. cab [mm]	2,130 / 2,150 / 2,012 / 2,032										
Wheelbase Standard / suspended front axle [mm]	2,642 / 2,684										
Min. – max. track width front [mm]	1,580 / 2,256										
Min. – max. track width rear [mm]	1,430 / 2,134										

You drive better when you are safe. Before using this vehicle, please read the Operating Manual and become familiar with the use of each of the controls. Note the contents of the instruction panels and use the safety equipment for your own personal safety. This brochure is intended for use internationally. The availability of a few models and of standard and special equipment items may vary from one country to another.



STEYR reserves the right at any time and without prior announcement to make changes to the design and technical version without this in any way obliging STEYR to transfer these to units already sold.

Details, descriptions and pictorial material reflect the current status at the date of publication, but can be amended without prior announcement and at any time. Pictorial materials may show certain national versions, items of special equipment as well as non-complete standard versions.

TP01 / SM / 12.22 / Printed in Austria – Cod. n. 22S0045COMINB
www.steyr-traktoren.com

steyr-traktoren.com



STEYR
TRAKTOREN