

VESTRUM

# VESTRUM

TRACTORS FROM  
100 – 130 hp



CASE IH

CASE IH

# AS VERSATILE AS YOUR WORK

The new VESTRUM: Efficiency meets comfort

Due to their exceptional capabilities, compact tractors have gained immense popularity among mixed and medium-sized farms, serving as reliable workhorses. In line with this demand, Case IH Vestrum tractors have been specifically designed to meet the diverse needs of these farms, ensuring optimal performance and productivity.

# 69 dB(A)

pure silence

# 140 hp

max power

# 5.9 m<sup>2</sup>

glass area

## A COMPACT PREMIUM MACHINE

The latest model series is as nimble as a four-cylinder tractor, but with a luxurious cab and cutting-edge transmission technology that sets it apart from the rest. With the introduction of the 24F/24R with ActiveDrive 8 eight-speed powershift transmission, which includes automatic shifting, Vestrum models now offer another impressive transmission option alongside their renowned CVXDrive.

## A GREAT PLACE TO WORK

- Get comfortable: cooled storage department for all cab versions and enhanced trim quality
- See more – do more: new AFS Pro 700™ Plus touchscreen monitor with 12" display

## VERSATILE PRODUCTIVITY

- Powerful 4-cylinder, Stage V engine with up to 130 rated hp and 140 maximum hp
- New remotes configuration: up to 7 electro-hydraulic remote valves

## THE EFFICIENT CHOICE

- The benchmark: with ActiveDrive 8 dual clutch transmission with smart automatic functions
- Ultimate efficiency: CVXDrive continuously variable transmission from 0-40 kph ECO

	Rated power ECE R120 <sup>1)</sup> @ 2,200 rpm (kW/hp(CV))	Maximum power ECE R120 @ 1,700 – 1,900 rpm (kW/hp(CV))	Max. pump flow rate (l/min)	Max. lift capacity (kg)	Wheelbase (mm)
Vestrum 130	96 / 130	103 / 140	110	5,600	2,490
Vestrum 120	88 / 120	96 / 130			
Vestrum 110	81 / 110	88 / 120			
Vestrum 100	74 / 100	81 / 110			

<sup>1)</sup> ECE R120 correspond to ISO 14396 and 97/68/EC



PACKAGES .....	04 – 05
CAB .....	06 – 13
ENGINE, HYDRAULICS, PTO .....	14 – 15
TRANSMISSION .....	16 – 17
LOADERS .....	18 – 19
AFS .....	20 – 23
SERVICE SOLUTIONS .....	24 – 25
SPECIFICATIONS .....	26 – 27



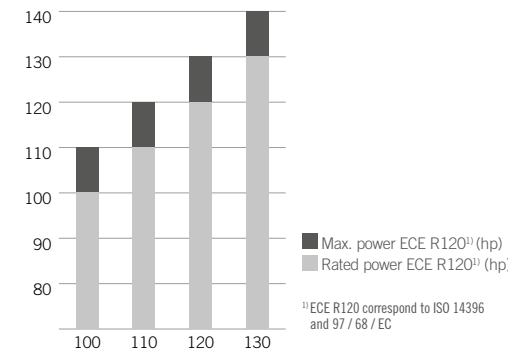
# EXPECT MORE, DO MORE

At Case IH, we understand that each farm has unique priorities. That's why we offer the versatile Vestrum, configurable with two types of transmission, a range of hydraulic options, and three different cab roofs to meet your unique needs. Whether your focus is on transport tasks, loader efficiency, grassland or arable farming, we have a Vestrum designed just for you.







## ENGINE

NEF / 4 cylinders / 4.500 m<sup>3</sup>







### VESTRUM 100 - 130 WITH ACTIVE DRIVE 8

-  **TRANSMISSION**  
With ActiveDrive 8 24x24 semi powershift 40 kph ECO
-  **GVW**  
up to 8,800 kg
-  **STANDARD TYRES**  
Front: 320/85 R24  
Rear: 460/85 R30
-  **AXLES**
  - Class 1.75 front axle with or without brakes / with or without suspension
  - Standard rear axle

\*with standard roof

### VESTRUM 100 - 130 CVXDRIVE

-  **TRANSMISSION**  
CVXDrive 40 kph ECO
-  **GVW**  
up to 8,800 kg
-  **STANDARD TYRES**  
Front: 320/85 R24  
Rear: 460/85 R30
-  **AXLES**
  - Class 1.75 front axle with or without brakes / with or without suspension
  - Standard rear axle

# ONE STANDARD THREE PACKAGES

The choice is yours



PROFESSIONAL



ADVANCED



SELECTION

Your machine, your choice of comfort. Choose from our packages to tailor your Vestrum to your specific needs: Cover your essential needs with Selection, expand your capabilities with Advanced or make use of the full potential our Vestrum series offers with Professional.

The equipment packages can be changed by Case IH without prior notification. Please contact your local dealer for the latest configuration.



**CONFIGURE  
YOUR VESTRUM  
HERE**



## PROFESSIONAL

UNLOCK THE FULL POTENTIAL OF THE TRACTOR.

### VESTRUM CVXDRIVE

- Ultra-performing CVXDrive transmission
- Front axle suspension
- Front linkage with Front Hitch Management
- Electro-hydraulic remotes and 110 l/min hydraulic pump, 3 speed PTO
- Low roof with panorama window or high roof with air conditioning, passenger seat & suspension
- Advanced headland management & autoguidance ready on AFS screen

## ADVANCED

ADVANCED FEATURES FOR DAILY OPERATIONS.

### VESTRUM CVXDRIVE

- Ultra-performing CVXDrive transmission
- Front axle suspension
- Front linkage with Front Hitch Management options
- Electro-hydraulic remotes and 110 l/min hydraulic pump, 3 speed PTO
- Low roof with panorama window or high roof with air conditioning, passenger seat & suspension
- Optional advanced headland management & autoguidance options on AFS screen
- Isobus options

### VESTRUM WITH ACTIVE DRIVE 8

- Highly-productive dual clutch 24x24 with ActiveDrive 8 transmission
- Front axle suspension
- Front linkage with Front Hitch Management options
- Electro-hydraulic remotes and 110 l/min hydraulic pump, 3 speed PTO
- Low roof with panorama window or high roof with air conditioning, passenger seat & suspension
- Optional advanced headland management & autoguidance options on AFS screen
- Isobus options

## SELECTION

ESSENTIAL SELECTION OF OPTIONS TO COVER CUSTOMER NEEDS.

### VESTRUM CVXDRIVE

- Ultra-performing CVXDrive transmission
- Front axle suspension optional
- Front linkage options
- Mechanical remotes and 110 l/min hydraulic pump, 3 speed PTO
- Low or high roof options with air conditioning, passenger seat & suspension optional

### VESTRUM WITH ACTIVE DRIVE 8

- Highly-productive dual clutch 24x24 with ActiveDrive 8 transmission
- Front axle suspension optional
- Front linkage options
- Mechanical remotes and 80 l/min or 110 l/min hydraulic pump, 3 speed PTO
- Low or high roof options with air conditioning, passenger seat & suspension optional



## A GENUINELY COMFORTABLE WORKPLACE

Sit back and enjoy high performance

### PREMIUM COMFORT IS STANDARD

Case IH ergonomic engineers have put every operating feature at your fingertips, whatever the level of tractor specification. Vestrum tractors are simple to control, nimble to manoeuvre and can be equipped with joystick controls which are a perfect cab fit.

### DAYLIGHT-QUALITY AT NIGHT

A high-power LED lighting package, with up to 18 LED work lights, enables you to work in the dark and provides complete 360° illumination without shadows.

### LITTLE EXTRAS – BIG IMPROVEMENTS

A new monitor rail with integrated harness guide and two USB sockets allows mobile devices such as tablets to be positioned perfectly in the driver's field of view.

### SIT WELL – BE PRODUCTIVE

The Vestrum's optional heated and ventilated red leather seat keeps you cool and comfortable in warm months.

### STAY ALERT

The Vestrum offers a five-setting adjustable cab suspension system for safe and comfortable operation.

### BENEFITS

- Premium comfort in the mid-range 4-cylinder segment
- Multicontroller armrest
- Three cab versions: High roof cab, low roof cab and low roof cab with panoramic high-visibility window
- Suspended cab and front axle
- Up to 18 LED work lights available



# EXTENSIVE FEATURES

Versatile enough to meet all your farm's needs

## A CAB DESIGNED DOWN TO THE SMALLEST DETAIL

A continuous front screen with 235° wiper field offers outstanding visibility. Heated front and rear windscreens are available as options for an ice-free start on those frosty mornings. Pick yourself up on warm days with a cool drink from the chilled compartment with lid right up front.

## ADDITIONAL FEATURES MAKE ALL THE DIFFERENCE

Your expectations are high, and the Vestrum cab doesn't let you down. All the main settings can be adjusted from the AFS Pro 700™ Plus monitor, while a DAB+ digital radio with hands-free function means it's easy to make phone calls in the quiet cab. In addition, a wide variety of options like an automatic air conditioning, electrically adjustable and heated wing mirror, and a range of air-suspended comfort seats ensure stress-free work, even during long days.

## EVERYTHING IN SIGHT, EVERYTHING UNDER CONTROL

The tractor's performance monitor has a user-friendly home in the right A-pillar. An analogue display supplies you with information on fuel levels and coolant temperature, while two digital displays show all relevant information on speed control, engine, PTO and hydraulics parameters.

## A GENEROUS COOLER COMPARTMENT GIVES YOU PLENTY OF SPACE FOR FOOD AND DRINKS



## STANDARD CAB ROOF

The standard high roof cab can be ordered with or without adjustable high-visibility roof. The highlight of these versions is the outstanding visibility they offer through the roof and the spacious headroom. A high-power LED lighting package is also available. This roof is 10.5 cm higher than the standard low roof.



## GOOD JUST GOT BETTER:

### NEW LOW ROOF WITH PANORAMIC HIGH VISIBILITY WINDOW

The low roof with high-visibility window is an innovative solution from our Case IH engineers. The roof window blends almost seamlessly into the front windscreen, the continuous glass ensuring an unrestricted view onto the front loader attachments.



# THE CHOICE IS YOURS

Cab roof in three versions

## STANDARD LOW ROOF

The exceptionally low roof design makes this the ideal solution for working in low buildings that are unsuitable for other tractors. A manual air conditioning system can be ordered as an option with the standard low roof.



# THE VESTRUM™ CONTROL CENTER

Everytime. Everything. Under control.

## DESIGNED LIKE A TOOL BELT

For those who have had the pleasure of operating larger Case IH models such as Maxxum or Puma, the intuitive controls will come as no surprise. But for those who haven't, sit back and get ready for a ride. These tractors have been expertly designed by individuals who have a deep understanding of farming and the needs of farmers. From the controls to the overall design, every aspect has been carefully considered to provide a seamless and efficient experience for the operator. So, whether you're a seasoned pro or a novice, you can be confident in the quality and precision of Vestrum tractors.

## GET SOME PERSPECTIVE

The tractor performance monitor is thoughtfully located on the right-hand A-pillar and, combined with the AFS Pro 700™ Plus touchscreen monitor, the Vestrum instrument layout provides you with a clean, comprehensive overview.

- 1 AFS PRO 700™ PLUS TOUCHSCREEN
- 2 ADVANCED JOYSTICK WITH SHUTTLE FUNCTION
- 3 MULTICONTROLLER
- 4 UP TO 4 ELECTRIC REMOTES POSSIBLE
- 5 ICP – INTUITIVE CONTROL PANEL
- 6 FRONT/REAR PTO ON/OFF
- 7 HYDRAULIC AND HITCH SETTINGS
- 8 TRACTOR- AND PERFORMANCE-MONITOR LOCATED IN THE RIGHT A-PILLAR

# AN ENGINE BUILT WITH PASSION

When know-how generates real added value



**Our engineers have achieved what you wished for: a powerful tractor in a compact frame with low costs of ownership while providing high performance even in the toughest condition, all respecting the environment.**

## POWER WHEN YOU NEED IT MOST

The heart of the Vestrum is its innovative 4.5 litre NEF engine with HI-eSCR 2 technology for Stage V compliance. While maximum performance is achieved at 1,900 rpm, the engine produces its maximum torque at a fuel-efficient 1,300 rpm. This, combined with a superior torque rise of 48 % and a wide constant performance range, makes even the most challenging situations easy to handle.

## PROTECTING OUR PLANET

All engines are fully Stage V compliant, courtesy of HI-eSCR2 exhaust after-treatment, without impact on the engine's performance. The system is fully automatic, requiring no operator action, so you can breathe easy as you work hard.

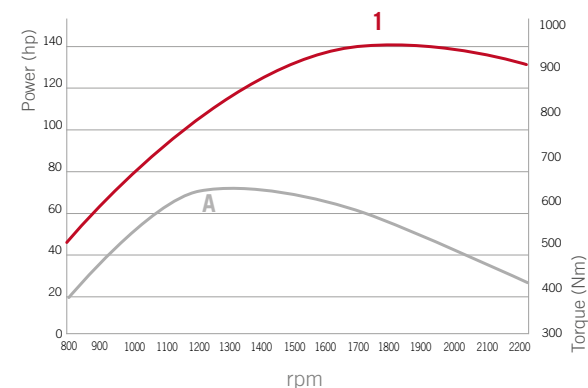
## TIME-EFFICIENT. COST-EFFICIENT.

Daily maintenance is easily managed thanks to the bonnet which lifts open in one piece. And with 600-hour service intervals, Vestrum tractors require the minimum of regular scheduled care.

## MORE COMFORT, LESS MAINTENANCE WORK

Breaking new ground in its horsepower class, the Vestrum comes equipped with an adjustable fan that can reverse air flow to clean the cooling unit. Say goodbye to overheating and hello to maximum productivity.

## CASE IH VESTRUM 130



Curve 1: Vestrum output of 140 hp at 1,800 rpm  
Curve A: Vestrum torque of 630 Nm at 1,300 rpm

# PERFECTLY COMBINED POWER DELIVERY

We work best under pressure

At Case IH, we understand that maximising your tractor's economic value is essential for your success as a farmer. That's why we have equipped the Vestrum with an advanced hydraulic and PTO system for a wider range of applications.

## REMOTE VALVES

Vestrum models can be specified with up to 4 electrohydraulic rear remote valves and up to 3 mid-mounted hydraulic remote valves. When it comes to attachments that require a significant amount of oil flow, Vestrum models can be utilized with Power-Beyond connections.



CONVENIENT EXTERNAL CONTROLS ON BOTH SIDES OF THE TRACTOR TO FACILITATE IMPLEMENT CONNECTION


UP TO 4 ELECTROHYDRAULIC REAR REMOTES

## POWER EXACTLY WHEN AND WHERE YOU NEED IT

You can specify up to three rear PTO speeds for your Vestrum; available speeds are 540/540E/1,000 or 540E/1,000/1,000E.

## ADVANTAGES

- 3-speed PTO at the rear
- 1000 rpm front PTO with wet PTO clutch
- Front and rear PTO automatic
- Soft start PTO is gentle to your implements
- PTO operation can be fully integrated into Headland Management Control II





# THE NEW BENCHMARK

With ActiveDrive 8: eight-speed semi-powershift transmission



Case IH recognizes that no two farm businesses have the same demands of their tractors. Vestrum, one of the most versatile tractor ranges in the Case IH line, is available with two transmission options to meet your specific requirements.

## WITH ACTIVEDRIVE 8 – LEADING DOUBLE CLUTCH TECHNOLOGY

With ActiveDrive 8 is a three-range, eight-speed powershift transmission from Case IH, providing a total of 24 speeds to cover all your bases.

Range one (from 0 - 10.7 kph) is specifically designed for heavier draft work at low speed.

Range two, the main working range, covers nearly 90 % of all field, grassland and loader applications, allowing you to work under full load without any torque disruption, between 4.3 - 18.1 kph.

For road travel, the transmission is designed to start in range three, and a skip-shift function allows you to quickly progress through the powershift speeds.

	Standard features	Optional automatic features
Smart Range Shift	●	●
Memory Shuttle	●	●
Smooth Shift	●	●
Pedal Kick Down		●
Auto-Functions		●
ActiveClutch II		●

# CVXDRIVE

Continuously-variable performance



GET MORE INFORMATION HERE



SIMPLE TO OPERATE  
SET THE SPEED –  
APM TAKES CARE OF THE REST

WITH ACTIVEDRIVE 8  
& CVXDRIVE

## PRODUCTIVITY

Uninterrupted power to the ground delivering the exact speed for any operation and full flexibility during transport.

## ECODRIVE SPLIT THROTTLE

The ECODRIVE manual throttle allows the driver to preselect minimum and maximum engine speeds, adjusting engine speed range to the work at hand. This helps you to save fuel.

## A NEW DRIVING EXPERIENCE WITH CUSTOMISABLE TRANSMISSION SETTINGS

Case IH software engineers have enhanced the performance and driveability of the CVXDrive with new CVT control features that deliver smoother and more responsive characteristics, increasing uptime in the field. Drivers can change the settings easily and quickly via the AFS Pro 700™ Plus display.

- Acceleration / deceleration
- Shuttling speed
- Drive pedal behaviour

## FUEL EFFICIENCY THANKS TO APM, NO MATTER THE JOB

The APM automatically controls the tractor's speed depending on the optimal engine speed and gear ratio to maximise performance and reduce running costs. The driver need only move the Multicontroller or step on the foot throttle, APM takes care of the rest. For even greater fuel economy, top speed is achieved at just 1,650 rpm – perfect for transport work.

# EXPAND YOUR CAPABILITIES

The new Case IH L loader series

Benefit from maximum precision, rapid response, and next level capacities for a remarkable ease of handling.

Vestrum tractors are available loader-ready and designed to operate as a system with three new Case IH L loader ranges – the T-, U - and A-range. Three ranges with 14 models in total were developed so that you can find your perfect match according to your individual requirements. You just choose and we take care of the rest, just as usual.

RANGES	T	U	A
<b>SHOCK ELIMINATOR System®</b>	Standard		
<b>MACH System®</b>	Standard		
<b>FITLOCK 2+ System®</b>	Standard	–	
<b>FITLOCK<sub>M</sub> System®</b>	–	Standard	
<b>MACH 2 System®</b>	Standard		Option
<b>FAST-LOCK System®</b>	Option	Option	–
<b>AUTO-UNLOAD System®</b>	Option	Option	–



SCAN ME

GET MORE INFORMATION HERE

## PREMIUM DESIGN – MAXIMUM OUTPUT

THE T RANGE

The flagship T series is a premium specification range including hydraulic self-levelling as standard to increase the lifting power by 35 %. This unique system automatically maintains the implement angle by using two perfectly integrated compensation rams, constantly connected to the dumping rams.

- 5 models available
- Maximum lift heights from 3.85 up to 4.05 m
- Maximum lift capacities from 1,763 up to 2,416 kg



## VERSATILE AND DURABLE

THE U RANGE

The robust U front loader range with mechanical self-levelling is ideal for everyday for automatic locking and unlocking.

- 8 models available
- Maximum lift heights from 3.85 up to 4.12 m
- Maximum lift capacities from 1,541 up to 2,340 kg



## THE BASIS OF SUCCESS

THE A RANGE

These efficient front loaders are equipped with mechanical self-levelling as standard, and the FITLOCK 2M System® for fast loader hitching/unhitching. To handle a wide range of attachments, loaders series A offers a third hydraulic function.

- 1 model available
- Maximum lift height 3.96 m
- Maximum lift capacity 2,038 kg

# GUIDED TO PROFIT WITH AFS

Case IH Advanced Farming Systems (AFS™) have been at the forefront of precision farming since 1995, giving farmers the ability to control the entire crop production cycle.

Case IH AFS™ tools include everything you need to start maximising your profits – with repeatable accuracy, reduced overlaps and lower operating costs.

GET MORE INFORMATION HERE



SCAN ME

## ACCURACY FOR EVERY NEED

Case IH offers a wide range of correction signals, including the cutting edge RTK+, achieving 1.5 cm accuracy.

**RTK+**  
1.5 cm

### TRADITIONAL SINGLE BASE RTK NETWORK

Degraded signal



Blocked signal

### CASE IH AFS RTK+ NETWORK

RTK+ (Real Time Kinematic) is the top-end technology that ensures a fast, dependable signal and maximum accuracy in all conditions, regardless of field location.



## PRECISE AND REPEATABLE AUTOMATED STEERING

AccuGuide is a fully integrated auto guidance control system to ensure parallel pass-to-pass swaths, year after year. Pick from one of the guidance patterns (field, circle, curved, heading, spiral and straight) and your tractor will automatically follow a line with up to 1.5 cm accuracy, improving your agronomic performance.

- Fewer „skips“ and „overlaps“ for more precise planting, fertilizing, and tilling
- Less compaction for higher yields
- Faster field speeds to reduce your time on the job
- Reduced operator stress and fatigue



## FULL AUTOMATIC HANDS-FREE STEERING

Our AFS AccuTurn Pro technology combines headland management and headland steering processes. Turning radius, speed, and implement control when turning on headlands are automated and optimized, resulting in increased efficiency and improved comfort.

- Automation optimizes headland turns and field layouts
- Improves the repeatability and the overall efficiency
- Minimizes operator error and reduces fatigue

## ISOBUS CLASS II AND III – AEF CERTIFIED

ISOBUS allows compatibility and connectivity between displays, tractors, and implements, regardless of brand. The plug-and-play capability ensures greater flexibility for your mixed fleet.

- User-friendly: Standardizes the user interface across different displays and reduces training time
- Efficiency: Implements can control the tractor for increased efficiency and reduced operator fatigue
- Advanced Control: GPS based control of implements, automated section control, variable rate application, and as-applied mapping for future analysis



## AUTOMATIC HEADLAND TURNING

The Headland Management Control II system is designed to assist the driver when turning at the headland. Each step can be programmed either by time or distance travelled. In addition, triggers for various other automated functions can be set, such as lowering the engine speed after lifting the implement.

- Automates workflows for less driver fatigue and higher productivity
- HMC II turns a repetitive manual task into an automated pinpoint process



# THE NEXT LEVEL OF DIGITAL FLEXIBILITY

Discover a new way of farming!

**AFS Connect is a farm management system that provides easy access to important farm data, optimising performance and productivity. It can be accessed from any computer or mobile device with a free MyCaseIH account.**

## DATA STORAGE

Store your data manually or automatically in a secured cloud platform, year after year, with no risk of losing them.

## DATA SHARING WITH TRUSTED PARTNERS

Securely share your data with agronomists and send subscriptions wirelessly to your connected vehicles.

## DATA SHARING & BACK-UP BETWEEN YOUR FLEET

Share real-time data (coverage maps and A/B guidance lines...) across Case IH vehicles in the same field for a fully connected operation.

Start to create a free MyCaseIH account and use the same login credentials to access the features of AFS Connect!

MyCASE IH



- View field activity and generate coverage maps with multiple layers of agronomic data
- Push guidance lines, boundaries and prescriptions to equipment remotely

## AFS CONNECT FARM APP

View and monitor your equipment and field information in one place, all on your mobile device or tablet.



## MANAGE YOUR FARM

Easily organise your fields, applications and agronomic data to gain better insights



## MANAGE YOUR FLEET

Maximise machine tracking capabilities you need to make the most of your time

- Real-time overview map of your connected machines
- Access detailed performance values of your machines and create a 7-day report
- Configure notifications (vehicle speeds, fuel level...) and receive them via web or text messages

## MANAGE YOUR DATA

Store and share data securely to facilitate administration and get tailored prescriptions



## Third-party partners:

Wirelessly transfer two-way data between AFS Connect and trusted third-party suppliers (Trimble®, MyEasy Farm, Cropwise, CropScan Ag) to make the most agronomic data and drive daily management decisions.

## Solution for mixed fleets:

Case IH customers benefit from a comprehensive solution for sharing data thanks to a partnership:

- DataConnect is a cloud-to-cloud interface, in partnership with CLAAS, 365FarmNet, John Deere and New Holland. Mixed-brand fleets owners can look forward to easier data exchange and management without compatibility issues.





# PARTS AND SERVICES

Solutions for your farming

Our professional dealer network backed up by local Case IH teams, industry-leading Case IH support tools, modern training methods, best-in-class replacement parts, support and logistics performance. All you need for an excellent all-encompassing after-sales service to keep you farming.

## GENUINEPARTS THE IDEAL CHOICE

Our wide range of top quality genuine parts can help maintain the full potential of your machine, season after season, guaranteeing top performance, utmost productivity and high residual value.

## REMANPARTS REMANUFACTURED

Cutting-edge technology, tailored tooling, equipment and stringent quality testing allow us to remanufacture essential components of your machine to the highest standards, ensuring the same performance as new parts.

## ACCESSORIESLINE BUSINESS SOLUTIONS

Our engineers also develop solutions to cover every one of your individual demands, packaged into kits and designed to help improve business efficiency. Your Case IH dealer offers a host of partner-branded tools, small parts and accessories provided by selected partner suppliers.

## SAFEGUARD WARRANTY PROTECT YOUR INVESTMENT

The Case IH Extended Warranty program under the same condition as the first year. SAFEGUARD WARRANTY allows you to protect your investment from exposure to risk of unexpected repair cost, farm with peace of mind, keep operating costs under control and, at same time, increase machine resale value.

## MAXSERVICE AROUND THE CLOCK. AROUND THE COUNTRY.

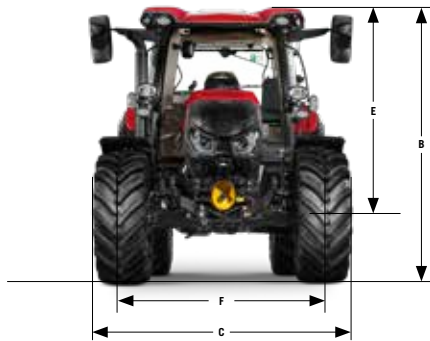
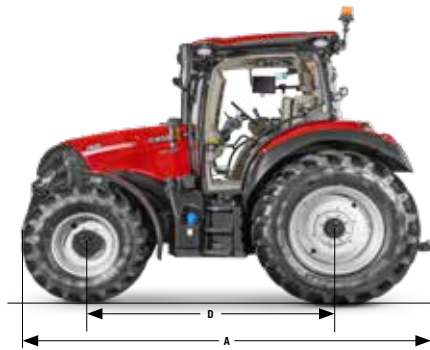
The Case IH support operates around the clock in high season, in close partnership with the dealer network, to minimise any downtime you might experience. Your dealer, together with Case IH Parts & Service team, has the main goal of getting you back to work as quickly as possible. Solutions may come through the priority shipment of needed parts (24/7), the support on field of Case IH technicians, courtesy units wherever applicable.



## OPTIMAL FINANCING SOLUTION FOR EVERY INVESTMENT

CNH Industrial Capital is the financing company for Case IH. Our employees are financial experts and have many years of experience in agriculture. We not only know about Case IH products and the market – we also understand the individual requirements of your operations. Therefore we are always able to offer you a financial solution for your new investments that is tailored specifically to your operational requirements. Our most important goal is improving the profitability of your investments!

MODELS	VESTRUM 100 WITH ACTIVE DRIVE 8 & CVXDRIVE	VESTRUM 110 WITH ACTIVE DRIVE 8 & CVXDRIVE	VESTRUM 120 WITH ACTIVE DRIVE 8 & CVXDRIVE	VESTRUM 130 WITH ACTIVE DRIVE 8 & CVXDRIVE
<b>ENGINE</b>	FPT			
Number of cylinders / Capacity (cm <sup>3</sup> )	4 / 4,485			
Type / Emission level	Common Rail Diesel engine, turbocharger and Hi-eSCR2 only exhaust after treatment / EU Stage V			
Maximum power ECE R120 <sup>1)</sup> (kW/hp(CV))	81 / 110	88 / 120	96 / 130	103 / 140
... at engine speed (rpm)	1,700 - 1,900			
Rated power ECE R120 <sup>1)</sup> (kW/hp(CV))	74 / 100	81 / 110	88 / 120	96 / 130
... at engine speed (rpm)	2,200			
Maximum torque (Nm @ 1,300 rpm)	520	551	610	630
Fuel tank, diesel / urea (litres)	180 / 19			
<b>TRANSMISSION</b>				
CVXDrive - Continuously variable transmission, 40 kph ECO	●			
With ActiveDrive 8 - 24x24 8-speed Powershift, 40 kph ECO	○			
With ActiveDrive 8 - 48x48 8-speed Powershift with creeper, 40 kph ECO	○			
Powershuttle	●			
Rear axle diff-lock type	Multi disc wet plate with management system			
Service brake	Hydraulically operated multiple wet disc brake, self adjusting			
<b>POWER TAKE OFF</b>				
Type	Shiftable with progressive electrohydraulic engagement. Auto PTO optional			
Speeds Standard (Option)	540 / 540E / 1,000 (540E / 1,000 / 1,000E or 540 / 1,000), all with optional ground drive			
... at engine speeds (rpm)	1,969 / 1,546 / 1,893 (1,546 / 1,893 / 1,621 or 1,938 / 1,926)			
Shaft type Standard (Option)	1 3/8" 21 splines (1 3/8" 6 splines)			
<b>FRONT PTO AND FRONT HITCH</b>				
Front PTO 1,000 speed @ 1,920 rpm	○			
Front hitch max. lift capacity (kg)	2,300			
<b>FOUR-WHEEL DRIVE AND STEERING (DRIVELINE)</b>				
Type	Electrohydraulic with management system, differential lock as standard			
Front axle suspension	○			
Min. turning radius <sup>3)</sup> track setting 1,830 mm (m)	4.5			
<b>HYDRAULIC SYSTEM</b>				
System type	Variable displacement, pressure flow compensated pump			
Max. pump flow rate / System pressure (l/min / bar)	110 / 200			
Control type	Electronic Hitch Control (EHC) with cushion ride control			
Max. lift capacity / OECD lift capacity through range @ 610 mm (kg)	5,600 / 4,200			
Max. number of rear remote valves / mid mount valves	4, of which 2 mechanical are standard plus 1 or 2 mechanical or 1 or 2 electrical, power beyond / 3 electrical			
Category type	Cat II / III N			
<b>WEIGHT AND DIMENSIONS <sup>3)</sup></b>				
Approximate shipping weight / Permissible total weight (kg)	5,500 / 8,800			
A: Max. length with front and rear lower links down [mm]	4,784			
B: Total height (standard roof / low roof / low roof with panoramic high visibility window) [mm]	2,835 / 2,690 / 2,715			
C: Total width across rear fenders with extension [mm]	2,228			
D: Wheel base [mm]	2,490			
E: Height at centre of rear axle (standard roof / low roof / low roof with panoramic high visibility window) [mm]	2,100 / 1,955 / 1,980			
F: Track setting front / rear (mm)	1,446 - 2,154 / 1,530 - 2,154			
<b>STANDARD TYRES <sup>2)</sup></b>				
Front	440/65 R28			
Rear	540/65 R38			



\*with standard roof




● Standard Equipment ○ Optional Equipment - not available  
<sup>1)</sup> ECE R120 correspond to ISO 14396 and 97/68/EC <sup>2)</sup> with standard tyres <sup>3)</sup> other tyres on request

MODELS	T RANGE					U RANGE MY24								A RANGE
	VESTRUM CVXDRIVE 100 - 130	VESTRUM CVXDRIVE 100 - 130	VESTRUM CVXDRIVE 100 - 130	VESTRUM CVXDRIVE 100 - 130	VESTRUM CVXDRIVE 100 - 130	VESTRUM CVXDRIVE 100 - 130	VESTRUM CVXDRIVE 100 - 130	VESTRUM CVXDRIVE 100 - 130	VESTRUM CVXDRIVE 100 - 130	VESTRUM CVXDRIVE 100 - 130	VESTRUM CVXDRIVE 100 - 130	VESTRUM CVXDRIVE 100 - 130	VESTRUM CVXDRIVE 100 - 130	VESTRUM CVXDRIVE 100 - 130
	L3917T	L3920T	L4020T	L4023T	L4223T	L3915U	L3916U	L3920U	L4015U	L4018U	L4022U	L4215U	L4219U	L4017A
Self-levelling type	Hydraulic self-levelling	Hydraulic self-levelling	Hydraulic self-levelling	Hydraulic self-levelling	Hydraulic self-levelling	Non-self-levelling	Mechanical self-levelling	Mechanical self-levelling	Non-self-levelling	Mechanical self-levelling	Mechanical self-levelling	Mechanical self-levelling	Mechanical self-levelling	Mechanical self-levelling
Loader working pressure [bar]	200	200	200	200	200	200	200	200	200	200	200	200	200	200
<b>LIFT HEIGHTS</b>														
A: Maximum lift height at implement pivot pin <sup>1)</sup> [mm]	3,848	3,848	3,945	3,945	4,053	3,855	3,855	3,855	3,945	3,952	3,952	4,118	4,118	3,962
B: Maximum lift height under horizontal bucket <sup>1)</sup> [mm]	3,566	3,566	3,663	3,663	3,771	3,573	3,573	3,573	3,663	3,670	3,670	3,836	3,836	3,680
C1: Clearance under dumped bucket at max dumped angle [mm]	2,960	2,960	3,057	3,057	3,165	2,967	2,967	2,967	3,057	3,064	3,064	3,230	3,230	3,074
D1: Maximum reach at lift height / tyres (bucket at 45° dumped position) [mm]	1,044	1,044	988	988	906	1,037	1,037	1,037	988	979	979	847	847	908
<b>WORKING ANGLES</b>														
E: Maximum dumped angle <sup>1)</sup> [°]	56	56	56	56	56	56	56	56	56	56	56	56	56	56
F: Reach with bucket on ground <sup>1)</sup> [mm]	2,448	2,448	2,595	2,595	2,724	2,463	2,463	2,463	2,610	2,610	2,610	2,811	2,811	2,578
G: Maximum rollback angle <sup>1)</sup> at ground level [°]	51	51	52	52	52	51	51	51	52	52	52	52	52	50
<b>DIGGING DEPTH</b>														
H: Digging depth <sup>1)</sup> [°]	237	237	277	277	303	237	237	237	277	277	277	311	311	192
<b>LIFTING CAPACITY</b>														
Lift capacity to Maximum height - at load gravity center *	1,763	2,114	2,055	2,416	2,339	1,541	2,128	2,503	1,511	2,423	2,813	1,479	2,340	2,038
Lift capacity to 1.5 m height - at load gravity center *	2,007	2,388	2,286	2,673	2,548	1,811	1,869	2,209	1,741	2,104	2,454	1,644	1,967	2,130
Breakout force at load gravity center *	2,209	2,626	2,487	2,906	2,733	1,900	1,907	2,253	1,815	2,133	2,489	1,690	1,969	2,127
<b>CYCLE TIME</b>														
Raising time [sec.]	4.7	5.4	5.4	6.2	6.2	2.0	2.0	2.3	2.3	2.3	2.6	2.3	2.3	5.0
Lowering time [sec.]	2.9	3.2	3.2	4.0	4.0	1.3	1.3	1.7	1.7	1.7	2.0	1.7	1.7	3.4
Bucket dumped time from crowded position at max height [sec.]	1.9	2.7	2.7	2.7	2.7	1.3	1.3	1.6	1.3	1.3	1.6	1.3	1.3	1.7
Bucket rollback time at ground level [sec.]	1.9	1.9	1.9	2.5	2.5	1.9	1.9	2.2	2.0	1.9	2.2	1.9	1.9	2.3
<b>FEATURES</b>														
Loader ready frame <sup>2)</sup>	●	●	●	●	●	●	●	●	●	●	●	●	●	●
3 <sup>rd</sup> hydraulic function	●	●	●	●	●	●	●	●	●	●	●	●	●	●
MACH2 <sup>®</sup> (for 3 <sup>rd</sup> function implement coupling)	●	●	●	●	●	●	●	●	●	●	●	●	●	○
4 <sup>th</sup> hydraulic function	○	○	○	○	○	○	○	○	○	○	○	○	○	-
MACH2 <sup>®</sup> (for 4 <sup>th</sup> function implement coupling)	○	○	○	○	○	○	○	○	○	○	○	○	○	-
SHOCK ELIMINATOR <sup>®</sup> System	●	●	●	●	●	●	●	●	●	●	●	●	●	●
Electrical On / Off switch Shock Eliminator	○	○	○	○	○	○	○	○	○	○	○	○	○	○
MACH System <sup>®</sup>	●	●	●	●	●	●	●	●	●	●	●	●	●	●
FITLOCK2+ System <sup>®</sup>	●	●	●	●	●	●	●	●	●	●	●	●	●	-
EURO QUICK ATTACH IMPLEMENT CARRIER	●	●	●	●	●	●	●	●	●	●	●	●	●	●
MX QUICK ATTACH IMPLEMENT CARRIER	○	○	○	○	○	○	○	○	○	○	○	○	○	○
OTHER QUICK OPTIONS: MX – EURO, EURO – SMS, MX – FAUCHEUX WHITE, EURO – TENIAS, EURO – SIGMA 4	○	○	○	○	○	○	○	○	○	○	○	○	○	-
FAST-LOCK System <sup>®</sup> (for EURO or MX QUICK ATTACH)	○	○	○	○	○	○	○	○	○	○	○	○	○	-
AUTO-UNLOAD System <sup>®</sup>	○	○	○	○	○	-	-	-	-	-	-	-	-	-
PCH SYSTEM <sup>®</sup> - Hydraulic self-levelling system	●	●	●	●	●	-	-	-	-	-	-	-	-	-
Mechanic self-levelling (MSL)	-	-	-	-	-	-	●	●	-	●	●	●	●	●
<b>CONFIGURATION</b>														
Model used to collect data	Vestrum 120 CVX	Vestrum 120 CVX	Vestrum 120 CVX	Vestrum 120 CVX	Vestrum 120 CVX	Vestrum 120 CVX	Vestrum 120 CVX	Vestrum 120 CVX	Vestrum 120 CVX	Vestrum 120 CVX	Vestrum 120 CVX	Vestrum 120 CVX	Vestrum 120 CVX	Vestrum 120 CVX
Front tyres	340 / 85 R28	340 / 85 R28	340 / 85 R28	340 / 85 R28	340 / 85 R28	340 / 85 R28	340 / 85 R28	340 / 85 R28	340 / 85 R28	340 / 85 R28	340 / 85 R28	340 / 85 R28	340 / 85 R28	340 / 85 R28
Rear tyres	420 / 84 R38	420 / 84 R38	420 / 84 R38	420 / 85 R38	420 / 85 R38	420 / 85 R38	420 / 85 R38	420 / 85 R38	420 / 85 R38	420 / 85 R38	420 / 85 R38	420 / 85 R38	420 / 85 R38	420 / 85 R38
Required counterweight to meet EN 12525 safety standard	745	1,153	1,146	1,576	1,528	582	659	1,056	578	1,035	1,459	1,459	1,459	976



     
[caseih.com](http://caseih.com)

 Free phone: 00 800 22 73 44 00

Safety never hurts! Always read the Operator's Manual before working with any equipment. Inspect equipment before using it, and be sure it is operating properly. Follow the product safety signs, and use any safety features provided. This literature has been published for worldwide circulation. The standard and optional equipment and the availability of individual models may vary from one country to the next. Case IH reserves the right to undertake modifications without prior notice to the design and technical equipment at all times without this resulting in any obligation whatsoever to make such modifications to units already sold. Whilst every effort is made to ensure that the specifications, descriptions and illustrations in this brochure are correct at the time of going to press, these are also subject to change without prior notice. Illustrations may show optional equipment or may not show all standard equipment. Case IH recommends **AKCELA** lubricants.

TP01 / SM / 04.23 / Printed in Austria - Cod.No. 23C0001COMINB

**CASE IH**