

POWERSTAR™ SERIES

PowerStar™ 75 | PowerStar™ 90 | PowerStar™ 100

PowerStar™ 110 | PowerStar™ 120



An unbeatable combination of power, utility, and comfort.

For decades, the PowerStar™ name has been synonymous with power, utility, and comfort for farmers around the world. Today's lineup is no exception. Whether you need a basic utility tractor to rake hay or tend to a few horses, or a daily workhorse to do the morning chores and then head back to the fields, a PowerStar tractor will meet your needs without compromising the star qualities its name symbolizes.

Five stars of utility

No matter which model you choose, all five PowerStar tractors deliver the power required to effortlessly tackle jobs in the fields and around the barnyard. Choose a 2WD or 4WD front axle and an ergonomic cab or ROPS platform coupled with efficient engines and a 12x12 transmission with a column-mounted power shuttle. Get the perfect pairing with a rugged LU Series loader that's installed from the factory.

Model	Engine HP	PTO HP	Standard Transmission
PowerStar™ 75	74	65	12x12 power shuttle
PowerStar™ 90	86	73	12x12 power shuttle
PowerStar™ 100	99	85	12x12 power shuttle
PowerStar™ 110	107	93	12x12 power shuttle
PowerStar™ 120	117	100	12x12 power shuttle



Your new daily driver

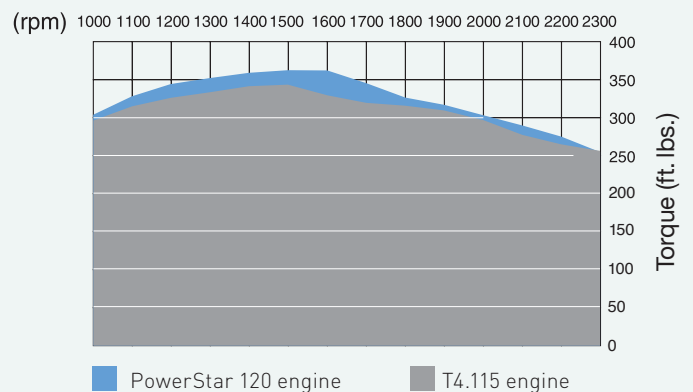
From sunup to sundown, a PowerStar tractor is ready for any job. It all starts with your comfort. The VisionView™ cab has been designed in the virtual world for the realities of the real world. When you climb aboard, you'll immediately notice how the controls you use most frequently are strategically located on the ergonomic Command Arc console on your right. A sloped hood, curved loader arms, and high-visibility panel overhead mean you'll be able to see more of the work. A powerful heating and cooling system, tilt steering column, and full-size folding instructor seat ensure daily comfort.



A greener solution that keeps green in your pocket

PowerStar tractors feature a 207-cubic-inch, four-cylinder turbocharged engine built by Fiat Powertrain Technologies (FPT). All models are compliant with stringent Tier 4B emissions. Unlike some competitors, no diesel particulate filter (DPF) is used, and no regeneration is required. Common rail fuel-injection enhances combustion while simultaneously reducing fuel consumption. Even better, these engines generate more power, torque, and efficiency compared to previous Tier 4A engines and come with an industry-leading 600-hour service interval for less downtime.


TORQUE CURVE



The VisionView™ cab: Our vision. Your view.

Virtual-reality design and input from operators drove the design of the VisionView™ cab. Our goal was to maximize visibility from every angle and place controls in practical locations to allow you to operate a loader more safely and comfortably. The result is easy to see. Two wide-opening doors guarantee easy entry. The flat floor and suspended pedals enhance comfort. The instrument cluster tilts with the steering column using a simple foot pedal for adjustment. A hinged rear window opens completely with gas struts, while a lower viewing window offers exceptional visibility of rear components and assistance when attaching an implement. Just sit back, relax, and enjoy the panoramic view.





Convenience where you need it most

Ample time was spent considering where to place controls for all-day comfort and ease of operation. The result is the ergonomic Command Arc console. Located to your right on both cab and ROPS platforms, it prioritizes the controls according to which you use most often. You'll never feel like a contortionist in your tractor again.



Seat of power

The standard air-suspension cloth seat with armrests swivels 10° for ultimate comfort. It's available on all cab models. A full-size, self-folding instructor seat is also standard.



Dual-zone comfort

Summer or winter, the dual-zone cooling and heating system keeps you comfortable. Ten repositionable vents maximize air flow, ensuring comfort and fast window defrosting. Adjust settings on the go with convenient B-pillar-mounted controls.



Visibility on high

Stop leaning forward to see your loader at full height with the optional high-visibility panel. It gives you a perfect view of your loader bucket when extended to full height. Open the panel to let fresh air inside the cab. When the sunlight gets too intense, simply extend the integrated sunshade.

Paired for technology

To your right on the B-pillar is the standard, full-size Bluetooth radio with a digital screen. For improved safety and ease of use, add a monitor bar with fully adjustable position settings to place monitors and implement control boxes in your natural line of sight. For greater convenience, two USB plugs and a fabric mesh pocket are integrated near the front of the Command Arc to recharge and store your phone.



A ROPS platform designed for comfort and convenience.

Comfort and convenient control placement still come standard on PowerStar™ tractors featuring a foldable ROPS platform. From the isolator-mounted platform that reduces vibration to the foot pedal that lets you adjust your steering wheel, New Holland ensures that your open-air experience is an enjoyable one.



Deluxe platform with FOPS

A FOPS-certified canopy, 12-volt power socket, clear plastic shielding on the grab rails to protect you from debris, and a rubber floor mat to reduce vibration are included on the deluxe platform.



A true flat-deck platform

Legroom is spacious thanks to the true flat-deck platform and suspended pedals. There is no driveline hump or pedals on the floor preventing you from keeping your feet comfortably flat on the floor.



Smart storage spaces

ROPS models feature additional storage compartments on both fenders since no cab air filters are needed. You can easily access these storage spaces from the platform and ground.



Comfortable seating

For excellent all-day comfort, a vinyl mechanical-suspension seat with armrests comes standard—perfect for open-air work.

Putting the power in PowerStar™

Power is important for a utility tractor and the PowerStar™ Series delivers—just as its name says. All models feature a 207-cubic-inch, four-cylinder F5C engine built by FPT. To deliver more power and torque to handle your daily chores and fieldwork with ease while simultaneously reducing your fuel bills and emissions, these engines use common rail fuel injection with four valves per cylinder. All PowerStar tractors meet stringent Tier 4B Final emissions requirements without the need for regeneration or a diesel particulate filter (DPF) and feature an industry-leading 600-hour service interval.



Compact Hi-eSCR



A greener solution that keeps green in your pocket


PowerStar tractors are compliant with stringent Tier 4B emissions and generate more power, torque, and efficiency compared to previous Tier 4A engines for more economical and responsive power. Unlike some competitors, no DPF or regeneration is required, which means you get uninterrupted operation all day long. The PowerStar 75 uses a diesel oxidation catalyst (DOC) and cooled exhaust gas recirculation (CEGR) without the use of diesel exhaust fluid (DEF). All other models have an ECOBlue™ Compact Hi-e Selective Catalytic Reduction (eSCR) with light CEGR and a 2.8-gallon (10.6L) DEF tank. Since a utility tractor's dimensions are of vital importance for maneuverability in tight spaces, this system helps the tractor remain compact.



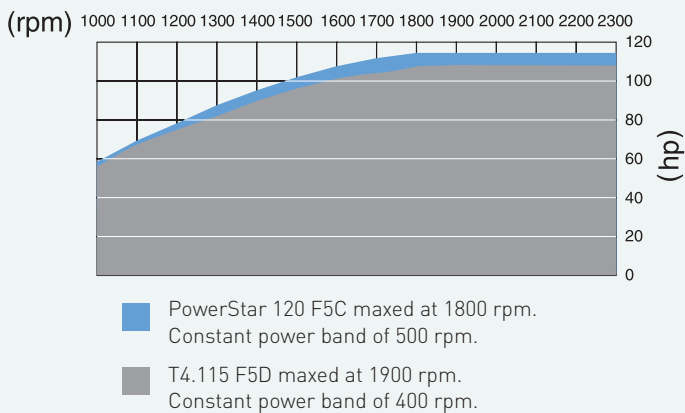
Common rail is common sense

The advanced electronic high-pressure common rail fuel system features the latest in fuel injection technology. An electronic control module is programmed to provide optimum engine performance. Common rail is a necessary component on CEGR engines because the system utilizes precision fueling. Common rail was first introduced to the agricultural industry by New Holland in 2003, and these engines are the latest to reap its rewards. Benefits compared to conventional engines include:

- Reduced engine noise
- Enhanced fuel economy
- Lower emissions
- Higher engine power density
- Better combustion



POWER CURVE



Exceptional fuel economy

Tier 4A engines used in the predecessors to today's PowerStar Series established the benchmark for best-in-class fuel economy. The Tier 4B F5C engine continues the legacy, thanks to common rail fuel injection that provides precision fueling. To put it simply, you maintain performance while controlling your fuel bill. Furthermore, maximum power is achieved at a mere 1,800 RPM and is available up to 2,300 RPM, which is typical for work applications. A flatter torque curve throughout the optimum range provides operational flexibility. Constant engine RPM management on the PowerStar 90 to 120 ensures consistent PTO speed throughout varying conditions to maximize performance and optimize fuel consumption.

Easy servicing

All routine service points are easy to access. Engine oil and fill points are conveniently accessed from the ground without lifting the hood. Underneath the flip-up hood, you can easily access more service points like the cooling package, which swings out to make cleaning fast and easy. The engine air filter is easy to check, clean, and replace. In addition, all PowerStar tractors benefit from industry-leading 600-hour service intervals.



Find just the right speed with tractor-tailored gearing.

You'll find the ideal speed with the gears you need on the standard 12x12 transmission, which features four synchronized gears in three ranges. The power shuttle is conveniently located on the left side of the steering column—perfect for loader work where direction changes are frequent.



12x12 speeds with 4WD front axle and 18R34 tires

Forward mph (kph)	Gear	Reverse mph (kph)
0.58 (0.94)	1	0.58 (0.94)
0.89 (1.44)	2	0.89 (1.44)
1.35 (2.17)	3	1.34 (2.16)
2.00 (3.22)	4	1.99 (3.21)
2.16 (3.48)	5	2.16 (3.47)
3.31 (5.33)	6	3.30 (5.31)
4.97 (8.00)	7	4.96 (7.98)
7.39 (11.89)	8	7.36 (11.85)
7.99 (12.86)	9	7.97 (12.82)
12.22 (19.67)	10	12.19 (19.61)
18.34 (29.52)	11	18.29 (29.44)
27.14 (43.68)	12	27.25 (43.68)

Column-mounted shuttle

The power shuttle lever is located on the left-hand side of the steering console and features a dedicated forward, neutral, and reverse position. It makes direction changes easy, especially during loader applications or when working in confined spaces.



Speed when you need it

To help you get to your next job fast, a top speed of up to 27 mph (43 kph) is standard. PowerStar™ models equipped with a 2WD front axle have a top speed of 20 mph (40 kph).



Intuitive shifting

You'll enjoy easy shifting and convenient control placement. The range lever, located to your right at the bottom of the Command Arc console, provides three ranges. The gearshift lever is located above the range lever to the right of the loader joystick.

Creep through fields

If exceptionally slow speeds are part of your needs for tasks such as vegetable planting and harvesting, a 20x20 creeper option with a power shuttle lets you go as slow as 0.15-mph (0.24 kph). The creeper lever is located on the left-hand console for easy shifting into or out of creeper mode.

Durability and maneuverability—all in one.

Whether you need a simple 2WD axle for haying or a rugged, heavy-duty, limited-slip axle for loader work, you'll get the axle that's right for you and built to endure the rigors of farming.

4WD front axles

Loader work is demanding. You need a robust 4WD front axle and the PowerStar™ Series offers no exceptions. Limited-slip 4WD front axles with electrohydraulic engagement are standard. The standard front axle on the PowerStar 75, 90, 100, and 110 is built for work with a maximum capacity of 9,480 lbs. (4,300 kg). The three larger models can also be upgraded to the heavy-duty front axle that's standard on the PowerStar 120 and delivers 10,360 lbs. (4,700 kg) of maximum capacity.

To activate 4WD even on the go, simply press the rocker switch on the Command Arc console. For added stopping safety when braking with both pedals, the axle engages 4WD for four-wheel assisted braking. All axles have a 55° steering angle and 11° of oscillation for a tight turning radius—ideal for maneuvering into barns or mowing around obstacles.

Unlike some competitors' front-rim design, PowerStar tractors feature a continuous circumferential weld between the rim and the disc to withstand heavy-duty applications. This "waffle-style" rim also provides multiple spacing settings with the same wheel depending on where the rim is bolted. It's the same design used on all larger New Holland tractors.



2WD front axle

For a classic haymaking setup, equip your PowerStar tractor with the optional 2WD heavy-duty front axle. The 55° steering angle and 134-inch turning radius (without brakes) provide sharp turning—perfect for making turns at the end of your field. This axle has a capacity of 7,716 lbs. (3500 kg) and is limited to a top speed of 20-mph.



Rugged rear flange axles

Unlike some competitors, a PowerStar tractor's robust flange rear axle offers years of service. A standard-duty rear axle is standard on the PowerStar 75. The PowerStar 90, 100, and 110 feature a standard-duty flange type rear axle. These models can be upgraded to the heavy-duty flange axle that is standard on the PowerStar 120, with a heavier ring gear, planetary, sun, and final shafts. Regardless of the rear axle you choose, they're ready for demanding applications, offering impressive capacities up to 11,464 lbs. (5,200 kg).

The mechanical rear differential lock pedal is conveniently located directly below the seat for ease of engagement when needed.



It pays to "weight"

Four 110 lb. (50 kg) rear weights are optional to keep you grounded when using a front loader. You can still use these weights even if you need to flip the dish of the rim for narrow applications.

If heavy rear implements are part of your operation, a 133 lb. (60 kg) front weight carrier with six 88 lb. (40 kg) weights can be equipped from the factory on the PowerStar 75 for a total front weight package of 661 lbs. (300 kg). All larger models can be equipped with eight of these weights for a total of 837 lbs. (380 kg) of ballast.

Hefty hitch and hydraulics increase utility.

New Holland knows the ideal 3-point and hydraulic capacities you need on a utility tractor. That's why you'll find hefty 3-point hitch and impressive hydraulic capacity coupled to intuitive controls to ensure you accomplish all your tasks with power, ease, and comfort.



3-point hitch lift capacity

Whether you're moving a round bale, running a rotary mower, or pulling a small plow, impressive 3-point hitch lift capacity comes standard to lift through all types of tasks. The PowerStar™ 75 features a lift capacity of 3,664 lbs. (1,662 kgs), while all other models come standard with 5,620 lbs. (2,549 kgs). All models feature a category II hitch with flexible lower links and telescopic stabilizers.



Convenient mechanical draft controls

Mechanical draft control offers proven reliability and maintains a constant load with 3-point-mounted implements. Operation is simple. Control levers located to your lower right when in the seat let you adjust the mechanical draft control and raise and lower the lower arms. The standard single-lever Lift-O-Matic™ PLUS feature lets you quickly raise the rear hitch to a desired height or set max height and quickly lower the rear hitch to a predetermined lower limit. An optional external position lever, located on the inner side of the right rear fender, lets you raise and lower the rear hitch for easy implement hookup.





PowerStar 75 models



PowerStar 90-120 models

Simple PTO operation

All PowerStar™ tractors feature a fully independent hydraulic 540-PTO that's easy to operate.

- On PowerStar 75, simply push the lever forward on the Command Arc console to engage and then pull the lever back to disengage.
- On PowerStar 90 – 120, simply pull up on the yellow PTO knob on the Command Arc console. When you're finished running your implement, push down on the knob to disengage it.
- A 540/1000-PTO with interchangeable shafts is optional on the PowerStar 90, 100, and 110 and standard on the PowerStar 120.

Standard hydraulics

Ample hydraulic flow means responsive loader and implement work. The precision-engineered, open-center hydraulic system is designed with loaders in mind. It features a dedicated steering pump to maintain steering accuracy without compromising loader cycle times. A combined total flow of 22.4 gpm (84.8 l/min) is standard on the PowerStar 75, while 26.6 gpm (101 l/min) is standard on all other models.

Model		PowerStar™ 75	PowerStar™ 90 - 120
Implement pump	gpm (l/min)	12.9 (48.9)	16.9 (63.8)
Steering pump	gpm (l/min)	9.5 (36)	9.7 (37)
Total flow	gpm (l/min)	22.4 (84.8)	26.6 (100.8)
Number of remotes		2 open center with detent	2 open center with detent
3 rd remote option		DIA	DIA



A stroke of convenience

Hydraulic remote levers are within easy reach on the ergonomic Command Arc console. Color-coded levers and rear remotes simplify implement hookup by eliminating guesswork. Swiftly select from three positions: float, neutral, or extend. Two rear remotes can be installed from the factory, while a third remote can be added by your local New Holland dealer.

Lift your productivity and versatility.

A PowerStar™ tractor partnered with a factory-installed LU Series loader is the perfect duo for loader work. With the conveniently placed joystick and power shuttle, superior visibility with the high-visibility roof panel and curved loader arms, and responsive hydraulic and engine power, you'll lift your productivity and versatility to new heights.

Loads of choices

Four LU Series models are available. The 710LU and 715LU are perfect for standard-duty applications and come as mechanical-self-leveling (MSL) and non-self-leveling (NSL), respectively. The 720LU and 725LU offer heavy-duty capacity in the same respective leveling styles. Mechanical self-leveling loaders help save you time because the linkage keeps your attachment at the same angle relative to the ground as you raise or lower the loader without the need to constantly curl or level. This is especially helpful if you move lots of pallets where maintaining the same plane throughout the lift cycle is important. You can also choose a skid-steer-style or Euro-style quick attach faceplate. An optional factory-installed 3rd function diverter valve runs attachments like a grapple bucket or bale grabber.



Precise joystick

The loader joystick is located on the Command Arc console. Two buttons on the front of the joystick provide 3rd function control for attachments like grapple buckets.



Easy on, easy off

Don't need your loader in the field? Removal and installation are easy and take just minutes. No tools are needed. Here's how:

- 1 On a level surface, lower and pin the integrated loader stands that are stored on the front of the loader arms.
- 2 Lift up on the locking system handle on both sides of the loader to push the pins into the unlock position.
- 3 Lift the loader off the brackets with the joystick.
- 4 After the loader is clear of the brackets, unhook the hydraulics.
- 5 Back the tractor away.



Model		710LU*	715LU*	720LU**	725LU**
Type		NSL	MSL	NSL	MSL
Max lift height	in. (mm)	126.3 (3209)	125.9 (3199)	134 (3405)	135 (3430)
Lift capacity at pivot pins	lbs. (kg)	3461 (1572)	3573 (1621)	3849 (1746)	4204 (1907)
Lift capacity to 31.5 in. / 800 mm from pivot point	lbs. (kg)	2478 (1124)	3179 (1442)	2632 (1194)	3428 (1555)
Dump angle at full height	degrees	60	60	60	60
Dump clearance	in. (mm)	93 (2362)	93 (2362)	101 (2565)	102 (2591)
Rollback angle at ground	degrees	45	40	44	40
Bucket width	in. (mm)	84 (2134)	84 (2134)	84 (2134)	84 (2134)
Bucket struck capacity	cu. yd. (cu m)	.68 (.52)	.68 (.52)	.68 (.52)	.68 (.52)
Bucket heaped capacity	cu. yd. (cu m)	.91 (.70)	.91 (.70)	.91 (.70)	.91 (.70)
Skid-steer-style faceplate attachment		○	○	○	○
Euro-style faceplate attachment		○	○	○	○
PowerStar 75		○	○	—	—
PowerStar 90, 100, 110, & 120		○	○	○	○

○ Optional — Not available *710LU and 715LU on PowerStar 75 only available with skid-steer-style faceplate **720LU and 725LU incompatible with 2WD front axle

Servicing is fast and simple, just the way you want it.

The PowerStar™ Series has been designed with easy maintenance in mind. When it's time for routine maintenance, all service points are easy to access. What's more, 600-hour service intervals mean your PowerStar tractor will spend more time working on your farmstead and fields and less time in the shop.


Easily remove or replace the cab air filter

No Diesel Particulate Filter (DPF) to change


Flip-up hood opens for full-access servicing



Engine air filter is easy to check, clean, or replace without tools



Cooling package swings and slides out to make cleaning fast and easy



Engine oil dipstick and fill point are easy to access without lifting the hood, making routine maintenance checks fast and simple



Precision technology for every operation

Unlock a new level of productivity with affordable, user-friendly precision tools.

- The lightweight, water-resistant **Raven CR7™ display** delivers scalable guidance and data management for both cab and ROPS platforms.
- New Holland's **value line telematics offering** is a cost-efficient connectivity solution for GPS track-and-trace, vehicle parameters, and proactive maintenance.

Talk to your New Holland dealer about how precision tools could benefit your operation.

MODELS		PowerStar™ 75	PowerStar™ 90	PowerStar™ 100	PowerStar™ 110	PowerStar™ 120
Engine						
Make		FPT F5C	FPT F5C	FPT F5C	FPT F5C	FPT F5C
Type		4-cylinder diesel	4-cylinder diesel	4-cylinder diesel	4-cylinder diesel	4-cylinder diesel
Displacement	cu. in. (L)	207 (3.4)	207 (3.4)	207 (3.4)	207 (3.4)	207 (3.4)
Gross engine horsepower		74	86	99	107	117
PTO horsepower		65	73	85	93	100
Rated engine speed	rpm	2300	2300	2300	2300	2300
Aspiration		Turbocharged/ aftercooled	Turbocharged/ aftercooled	Turbocharged/ aftercooled	Turbocharged/ aftercooled	Turbocharged/ aftercooled
Emissions		Tier 4B DOC + Light CEGR	Tier 4B ECOBlue™ Compact HI-eSCR + Light CEGR	Tier 4B ECOBlue™ Compact HI-eSCR + Light CEGR	Tier 4B ECOBlue™ Compact HI-eSCR + Light CEGR	Tier 4B ECOBlue™ Compact HI-eSCR + Light CEGR
Service interval	hours	600	600	600	600	600
Operator's Platform						
Cab		●	●	●	●	●
ROPS		—	○	○	○	○
Transmission						
12x12 power shuttle		●	●	●	●	●
20x20 power shuttle with creeper		○	○	○	○	○
Top speed – 4WD front axle	mph (kph)	27 (43)	27 (43)	27 (43)	27 (43)	27 (43)
Top speed – 2WD front axle	mph (kph)	20 (30)	20 (30)	20 (30)	20 (30)	20 (30)
3-point Hitch						
Lift capacity @ 24"	lbs. (kg)	3664 (1662)	5620 (2549)	5620 (2549)	5620 (2549)	5620 (2549)
Category		2	2	2	2	2
Hydraulics						
2 rear remotes		●	●	●	●	●
3 rd rear remote DIA kit		○	○	○	○	○
Implement pump flow	gpm (L/min)	12.9 (48.9)	16.9 (63.8)	16.9 (63.8)	16.9 (63.8)	16.9 (63.8)
Steering pump flow	gpm (L/min)	9.5 (36)	9.7 (37)	9.7 (37)	9.7 (37)	9.7 (37)
Total flow	gpm (L/min)	22.4 (84.8)	26.6 (100.8)	26.6 (100.8)	26.6 (100.8)	26.6 (100.8)
PTO						
540		●	●	●	●	—
540/1000		—	○	○	○	●
Capacities						
Fuel tank	gal. (L)	23.8 (90)	30.3 (114.7)	30.3 (114.7)	30.3 (114.7)	30.3 (114.7)
DEF tank	gal. (L)	—	2.8 (10.6)	2.8 (10.6)	2.8 (10.6)	2.8 (10.6)
Dimensions						
Weight – cab/4WD	lbs. (kg)	6239 (2830)	8157 (3700)	8157 (3700)	8157 (3700)	8157 (3700)
Weight – cab/2WD	lbs. (kg)	5622 (2550)	7473 (3390)	7473 (3390)	7473 (3390)	7473 (3390)
Weight – ROPS/4WD	lbs. (kg)	—	7672 (3480)	7672 (3480)	7672 (3480)	7672 (3480)
Weight – ROPS/2WD	lbs. (kg)	—	6988 (3170)	6988 (3170)	6988 (3170)	6988 (3170)
A Overall width	in. (mm)	75.6 (1922)	75.7 (1923)	75.7 (1923)	75.7 (1923)	75.7 (1923)
B Overall height – cab roof	in. (mm)	97.9 (2486)	102.1 (2594)	102.1 (2594)	102.1 (2594)	102.1 (2594)
B Overall height – top of ROPS	in. (mm)	—	106.5 (2706)	106.5 (2706)	106.5 (2706)	106.5 (2706)
C Overall length – 4WD	in. (mm)	151.0 (3836)	160.9 (4086)	160.9 (4086)	160.9 (4086)	160.9 (4086)
C Overall length – 2WD	in. (mm)	152.9 (3884)	163.1 (4144)	163.1 (4144)	163.1 (4144)	163.1 (4144)
D Front weights length	in. (mm)	10.1 (258)	10.3 (262)	10.3 (262)	10.3 (262)	10.3 (262)
E Wheelbase – 4WD	in. (mm)	83.9 (2132)	89.9 (2285)	89.9 (2285)	89.9 (2285)	89.9 (2285)
E Wheelbase – 2WD	in. (mm)	85.8 (2180)	92.2 (2343)	92.2 (2343)	92.2 (2343)	92.2 (2343)

● Standard ○ Optional — Not available



VALUE, SERVICE AND SOLUTIONS

There's a certain way of thinking that comes from living on a farm. Farming takes equal parts brain and brawn. Not to mention thick skin, calloused hands and a fair share of know how. Seasoned farmers know it helps to have equipment that's built by farmers, sold by farmers and used by farmers.

Support at every step. When you place your confidence in New Holland agricultural equipment, you get the finest in local support. Your New Holland dealer understands the many challenges you face and stands behind you at every step with the equipment, parts, service and financial solutions to make your job easier. Look to New Holland for a complete selection of equipment, including a full line of tractors, hay & forage equipment, harvesting, crop production and material handling equipment.

Quality parts and service. Turn to your New Holland dealer after the sale for expert, factory-trained service and genuine New Holland-branded parts. Your dealer has the very latest service updates and training to ensure your equipment keeps working productively season after season.

Financing solutions. Your New Holland dealer can tell you about smart ways to turn your financial challenges into opportunities with a portfolio of innovative financial services available through CNH Industrial Capital, including customized financing, leasing, insurance and the purchasing convenience of a Commercial Revolving Account.

For reliable equipment, parts and service — or just honest advice on farming and finance — turn to New Holland and your trusted New Holland dealer. We know. We're farmers, too.



Learn more at www.newholland.com



Design, materials and/or specifications are subject to change without notice and without liability therefor. Specifications are applicable to units sold in Canada, the United States, its territories and possessions, and may vary outside these areas.

© 2024 CNH Industrial America LLC. All rights reserved. New Holland is a trademark registered in the United States and many other countries, owned by or licensed to CNH Industrial N.V., its subsidiaries or affiliates. Any trademarks referred to herein, in association with goods and/or services of companies, other than owned by or licensed to CNH Industrial N.V., its subsidiaries or affiliates, are the property of those respective companies.



Safety begins with a thorough understanding of the equipment. Always make sure you and your operators read the Operator's Manual before using the equipment. Pay close attention to all safety and operating decals and never operate machinery without all shields, protective devices and structures in place.