


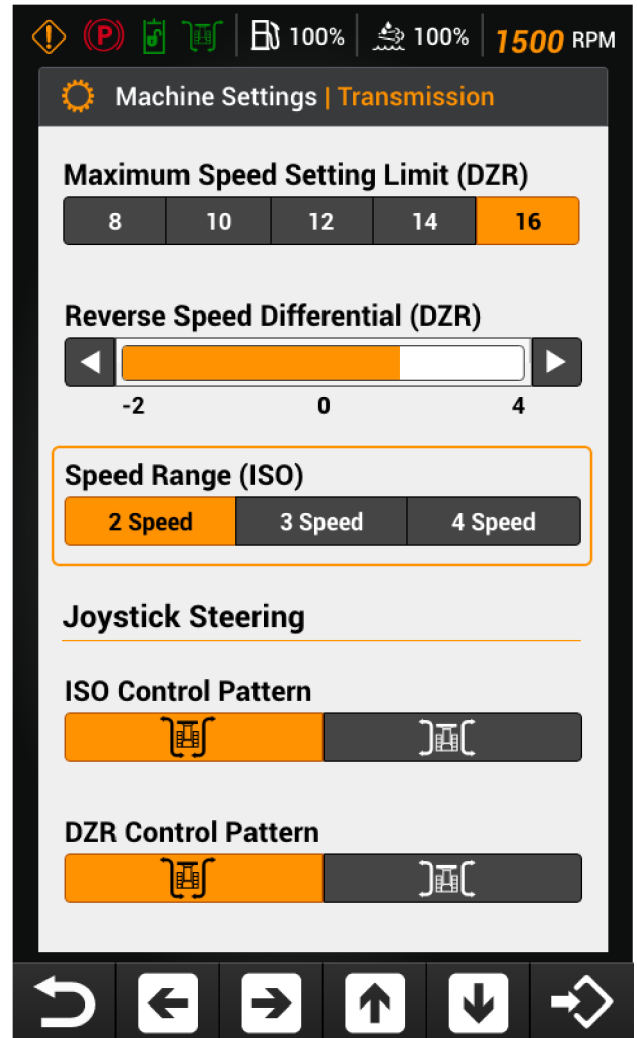


Transmission

The transmission settings allow the operator to customize the drive controls to their operating preferences. See “ISO or DZR pattern control switch” 3-28 for steering selections. See “ISO speed range function” 3-19 or “DZR speed setting” 3-20 for more details.

1. Press the arrow keys  to scroll between the Transmission settings.
2. Press the arrow keys  on the desired option to adjust the number settings or select the available option.
3. Press the Return key  to exit the Transmission menu.



RAIL22SSL0690RA 12

Maximum Speed Setting Limit (DZR)

Maximum Speed Setting Limit (8, 10, 12, 14, 16)

- Sets the maximum ground speed ONLY while operating with the vehicle control pattern set to DZR.

Reverse Speed Differential (DZR)



Reverse speed differential (-2, -1, 0, +1, +2, +3, +4)

- Sets the differential between forward and reverse ground speeds ONLY while operating with the vehicle control pattern set to DZR.

NOTE: Example; if forward speed is 7 with differential set at of +2, speed in reverse will be 9.

Speed Range (ISO)

Speed Range (2 Speed, 3 Speed, 4 Speed)

- This setting applies ONLY when operating with the vehicle control pattern set to ISO.
- Press the  or  on the left-hand control lever to transition from one speed range to the next.
- 2 Speed - Speed ranges Low and High are available.
- 3 Speed - Speed ranges Low, High1, and High2 are available.
- 4 Speed - Speed ranges Low1, Low2, High1, and High2 are available.