

Wheel Loaders

W100D



A compact companion to take on all handling tasks.

With New Holland hydrostatic drive, you get full pushing power in low gear and maximum speed in high gear. Maximum speed is 40kph, with optional 20kph limiter. Gear transitions are seamless, with no need to stop the machine to change gear, providing the best machine efficiency. The W100D also features cruise control option to increase the operator's comfort and 'Eco' mode for reduced fuel consumption, making a significant contribution to low total cost of ownership.



Work confidently whatever the terrain

With permanent 4-wheel drive and an oscillating rear axle, the W100D gives you confident control regardless of ground conditions. It can be equipped with either limited slip differentials on both axles or a 100% differential lock on the front axle.



Precision control for every task

With the combined inching and brake pedal, more power can be diverted to the loader hydraulics without disconnecting the drive, maintaining a constant engine rpm. This feature is especially useful for tasks like manure handling. Additionally, a creep setting allows travel speed to be adjusted down to very low rates keeping full hydraulic power on the attachment, ideal for yard sweeping applications.

See all around from a cab of comfort and space.



The newly-designed W100D cab offers almost unobstructed 360° vision. An elevated driving position and the abundance of glass surface within four narrow pillars ensure the best possible view in every direction. Access is easy and straightforward via the wide-opening glass doors, and operators will appreciate the bright, airy space and low noise levels of 71dB(A).

For enhanced safety, the standard rear-view camera is automatically activated and displayed on the (7") colour screen when the drive direction is changed to reverse. Additionally, heated rear-view mirrors are available as an option.



To ensure an ergonomic, intuitive and comfortable environment for the driver, controls have been grouped strategically within easy reach of the multifunction joystick, integrated into the right armrest. For maximum comfort, the armrest is mounted on the air-suspended driver's seat, moving seamlessly with it, even on uneven terrain.

Navigating through the display menus is effortless with the ergonomic jog dial. New Holland designers have thought about convenience, too, with multiple storage compartments and a mobile phone holder equipped with USB ports.



The spacious ROPS/FOPS Level 2 certified cab integrated into the W100D design features fully-glazed doors both on the left and the right, providing easy access and an unobstructed all-round view when manoeuvring, maximising both safety and operating efficiency. Grab handles have been placed exactly where you need them, to ensure safe entry and exit.

Smooth hydraulics powered by a robust engine.



Powered by FPT Industrial

Experience the power and reliability of the W100D, with its 3.6-litre Stage V FPT engine that delivers an impressive peak power of 84kW (112hp) at 2000rpm. An advanced SCR system ensures very low emissions, making it both powerful and environmentally friendly.

Easy Daily Maintenance

Simplify your daily routine with easy access to all service points from the ground, allowing for quick and hassle-free maintenance checks that mean you start work faster.

Future-Proof

Invest in a machine that's ready for the future. New Holland Wheel Loaders are compatible with B7 Biodiesel, HVO (Hydrotreated Vegetable Oil), and all other XTL synthetic fuels (according to DIN EN 15940), ensuring you stay ahead of evolving fuel standards.

Get ready to tackle any task with the New Holland W100D! This powerhouse is equipped with a responsive load-sensing hydraulic system that ensures maximum efficiency, pinpoint accuracy, and ease of use. With its standard auxiliary control circuit, non-pressurised return line, optional control circuit, and high-flow hydraulics, the W100D is your ultimate farm companion. It's designed to handle a wide range of attachments, making it the perfect multifunctional machine for all your farming needs.

A boom that's built for heavy handling.



Ready for any challenge

Whether you're feeding animals or a biogas digester, loading straw, hay, grain, or muck, cleaning the farm, or clearing snow, this loader is ready to tackle it all. With its impressive comfort and power, you'll find that even the toughest jobs feel effortless. Customise your machine for any task with agricultural traction tyres, snow tyres, or industrial L3 tyres. No matter the challenge, this loader is your reliable partner on the farm.



Smart Hydraulics

Our smart hydraulic functions are designed to make your life easier during repetitive loading tasks. They reduce fatigue and ensure accuracy and efficiency are maintained throughout the day. Setting and activation of these smart functions is intuitive and easy, allowing you to focus on the job at hand. The smart hydraulics operate independently of attachments and memorise the target position even after an engine restart, so you can get back to work without missing a beat.



Customizable responsiveness of loader arm and bucket

Easily adjust the loader's hydraulic responsiveness for lifting, lowering, crowding and dumping using the keypad buttons. Choose from smooth, moderate, or aggressive settings to suit your specific tasks and driving skills. It's simple and intuitive, making your work more efficient and tailored to your needs.



Efficiency and Flexibility

At New Holland, we understand that time is money and flexibility drives efficiency. That's why the W100D comes standard with a hydraulic quick hitch, compliant with ISO 23727, ensuring you can switch attachments quickly and effortlessly.



Ride Control System

Experience superior comfort with the W100D's Ride Control System, which dampens vibrations and shocks from the loader arm. This feature not only enhances driver comfort but also reduces stress on the machine and minimises the risk of material spillage. You can easily set the ride control engagement speed or switch it off entirely, giving you full control for optimal performance.



Advanced boom design

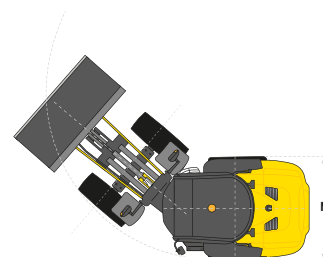
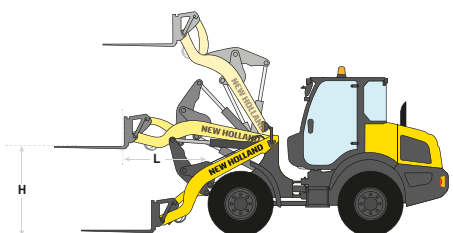
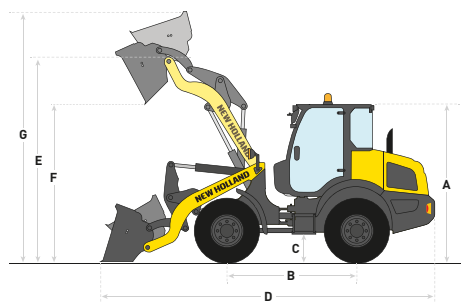
The New Holland W100D wheel loader, with its powerful Z-kinematics, excels in performance. The S-shaped boom offers greater reach and protects the lifting cylinders, while the V-shaped design maximises visibility to aid attachment changes.

Model		W100D
Engine		
Rated engine power	[kW/hp(CV)]	72/97
Peak engine power	[kW/hp(CV)]	84/112
Max. torque	[Nm]	453
No. cylinders		4
Displacement	[l]	3.6
Aspiration and injection		Turbocharged with waste gate and high pressure Common Rail
Exhaust gas treatment and exhaust level		SCR-T - Stage V
Fuel tank capacity	[l]	118
DEF/AdBlue capacity	[l]	21.5
Work hydraulics		
System and pump type		Variable displacement pump with closed centre
Max. pump flow	[l/min]	130
Standard oil flow	[l/min]	95
Max. system pressure	[bar]	200
High flow	[l/min]	125
Pilot control boom / 3. service		Electro-hydraulic control
Hydraulics capacity	[l]	74
Driveline		
Type of transmission		Hydrostatic two-speed transmission with 'Shift-on-Fly'
Max. speed (std. / opt.)	[kph]	40 / 20
Standard tyres		17.5 R25 L3
Oscillating angle rear axle	[°]	10
Differential lock front and rear (std. / opt.)		Limited slip / 100% differential lock in the front and rear axle
Brakes		
Service brake		Wet service brake on front and rear axle
Parking brake		Spring applied hydraulically released (SAHR)
Electrical system		
Onboard voltage	[V]	12
Battery capacity / alternator	[Ah]	100 / 160
Cab		
Protection against falling objects (FOPS)		According to ISO 3449:2005
Protection against roll over (ROPS)		According to ISO 3471:2008
Sound pressure level at operator's station - LpA - ISO 6396:2008	[dB(A)]	71
Outside sound power level - LwA - EU directive 2000/14/EC	[dB(A)]	103


Model

W100D

Main dimensions		
A - Overall height	(mm)	3005
B - Wheelbase	(mm)	2600
C - Ground clearance	(mm)	349
D - Overall length with bucket	(mm)	6354
E - Hinge pin height	(mm)	3714
M - Overall width w/o bucket	(mm)	2289
Overall height with beacon with standard 17.5 tyres	(mm)	3184
Overall width with bucket	(mm)	2400
Turning radius over tyres	(mm)	4716
Slope angle rear	(°)	33
Specification with bucket		
F - Overload height	(mm)	2711
G - Max. bucket height	(mm)	4940
Dumping reach with standard 1.5m ³ bucket	(mm)	860
Std. bucket volume	(m ³)	1.5
Specification with forks		
H - Fork height at max. reach	(mm)	1708
L - Fork reach at max. height	(mm)	718
Max. stacking height	(mm)	3514
Reach at ground level	(mm)	815
Max. reach	(mm)	1511
Performance with bucket		
Bucket tipping load – straight	(kg)	6679
Bucket tipping load - articulated at 40°	(kg)	5878
Payload – bucket (ISO 14397-1)	(kg)	2939
Operating weight - bucket	(kg)	8970
Performance with forks		
Forks tipping load - straight	(kg)	4851
Forks tipping load - articulated at 40°	(kg)	4275
Payload - forks 80% (firm and level ground)	(kg)	3420
Payload - forks 60% (uneven terrain)	(kg)	2565
Operating weight - forks	(kg)	8710



New Holland Top Service: customer support and customer information.



Top Availability

If you need information, or have an out of hours question, ring our toll-free number*. All day, every day, we are just a call away.



Top Speed

Express parts delivery: when you need it, where you need it!



Top Priority

Fast-track solution during the season: because your harvest can't wait!



Top Satisfaction

We drive and track the solution you need, keeping you informed: until you are 100% satisfied!



For more details, ask your New Holland dealer!

* Calls to the Top Service team are free from landlines in the United Kingdom and Republic of Ireland. UK-based mobile calls are also free, but Republic of Ireland mobile users should call 01 2421881 and this will be charged at your standard network rate.

AT YOUR OWN DEALER

www.newholland.com/uk - www.newholland.com/ie



The data indicated in this folder are approximate. The models described here can be subjected to modifications without any notice by the manufacturer. The drawings and photos may refer to equipment that is either optional or intended for other countries. Please apply to our Sales Network for any further information. Published by New Holland Brand Communications. BTS Adv. - Printed in Italy - 10/25 - (Turin) - 254001/INB