

WX140E | WX155E SR | WX160E | WX175E SR | WX210E

# WHEELED EXCAVATORS



**CASE**  
CONSTRUCTION

# GETTING THE JOB DONE, CASE AFTER CASE.



Every day, the case for CASE Construction Equipment grows stronger — from delivering smart solutions for tough on-site challenges to providing the next generation of builders the tools needed to succeed, CASE machines are backed by more than 180 years of grit, sweat and get-the-job-done efficiency.

That no-nonsense attitude extends to our team, too: with over 300 North American dealer locations, a pipeline of inventors and engineers who will stop at nothing to create swift, smooth machines, service technicians who offer fix-it-right the first time service and an expansive parts inventory available at your fingertips, we're serious about offering steadfast sales, service and support as your construction equipment partner.

Together, we're not just building infrastructure — we're building stronger communities on a rock-solid foundation of hard work, hustle and pragmatic innovation. Because when it comes to helping you achieve your goals, no one will outwork us.



## WHEELED EXCAVATORS (WHEX)

02 CASE Story

03 Overview

04 Features & Benefits

08 Specifications

11 Attachments

14 Value of Support



# THE FASTEST WAY TO THE TOP.


CASE E Series wheeled excavators are built to cover more ground. These jobsite warriors combine high speeds with loads of power, making quick work of any roadbuilding, demolition or urban environment job. Like their CASE crawler counterparts, they come with a low total cost of ownership — perfect for your bottom line — while remaining fast, easily deployable and highly dependable for anything and everything in your pipeline.





# GET A QUICK LOOK. YOU'LL DIG IT.

We dug up the details for you — here's what keeps CASE E Series wheeled excavators a cut above the rest.



## **1 NO TRAILER NEEDED.**

Pair the rugged power of an excavator with ground speeds of up to 25 mph to move between tasks and jobsites fast.

## **2 EGR-FREE POWER, NO STATIONARY REGEN.**


Cummins B4.5 and B6.7 engines meet Tier 4 Final emissions standards with zero need for stationary regeneration, keeping you productive and efficient. EGR-free power maximizes combustion efficiency.

## **3 MORE THAN SERVICEABLE.**

Stay on the go with 800-hour engine oil and filter, 1,000-hour fuel filter and 5,000-hour extended life hydraulic oil maintenance intervals. After-treatment engine system cleaning is automatic.

## **4 OEM-FIT MACHINE CONTROL.**

All CASE E Series wheeled excavators are available with OEM-fit 2D solutions, with all major components — cabling, brackets, sensors and more — pre-installed and ready to go.



## **5 CHOOSE YOUR BOOM.**

A 2-piece boom gives you more range and better up-close digging performance — perfect for urban environments and roadbuilding applications. Choose a monoboom for greater lifting capacity at full extension and simplified operation.

## **6 UNDERCARRIAGE OPTIONS.**

Get the blade and stabilizer configuration that suits your operation. Avoid downtime from flats and breakdowns with dual tire and heavy-duty axles for stability and strength. And ride smooth with cruise and ride control.

## **7 A BETTER VIEW.**

Get 360-degree camera visibility, intelligent moving object detection and bird's-eye-view monitoring on all models.

## **8 PRACTICAL COMFORT.**

Practical, meet comfortable. An air-suspension heated seat, large glass broad visibility surfaces, 8-in touchscreen display and LED lighting package come standard, helping you stay productive all day long.

# BENEFITS BY THE NUMBERS.



SPECIFICATIONS	WX140E	WX155E SR	WX160E	WX175E SR	WX210E
Engine Model	Cummins B4.5	Cummins B4.5	Cummins B4.5	Cummins B4.5	Cummins B6.7
Displacement — in <sup>3</sup> (L)	274.6 (4.5)	274.6 (4.5)	274.6 (4.5)	274.6 (4.5)	408 (6.7)
Emissions Certification	Tier 4 Final	Tier 4 Final	Tier 4 Final	Tier 4 Final	Tier 4 Final
Gross Horsepower — hp (kW)	173 (129)	173 (129)	173 (129)	173 (129)	173 (129)
Peak Torque — lbft (Nm)	575 (780)	575 (780)	575 (780)	575 (780)	649.79 (881)
Max Travel Speed — mph (kph)	24.8 (40)	22 (35)	24.8 (40)	22 (35)	24 (38.4)
Fuel Tank (Diesel) — gal (L)	66 (250)	53 (200)	66 (250)	53 (200)	82 (310)
Max Oil Flow Rate — gpm (L/min)	61.3 (232)	68.9 (261)	68.9 (261)	68.9 (261)	2 × 74.0 (208)
Max Circuit Pressure: Boom/Arm/Bucket — psi (MPa)	5,410 (37.3)	5,410 (37.3)	5,410 (37.3)	5,410 (37.3)	5,410 (37.3)
Swing Circuit Pressure — psi (MPa)	3,844 (26.5)	3,655 (25.2)	3,844 (26.5)	3,844 (26.5)	3,771 (26)
Travel Circuit Pressure — psi (MPa)	5,410 (37.3)	5,685 (39.2)	5,410 (37.3)	5,410 (37.3)	5,410 (37.3)
Pilot Circuit Pressure — psi (MPa)	566 (3.9)	566 (3.9)	566 (3.9)	493 (3.4)	566 (3.9)
Operating Weight w/ Rear Blade and Front Stabilizers (Monoboom) — lb (kg)	32,899 (15 830)	39,882 (18 090)	41,360 (18 800)	N/A	52,922 (24 005)
Operating Weight w/ Rear Blade and Front Stabilizers (2-Piece) — lb (kg)	36,938 (16 790)	40,458 (18 390)	43,142 (19 610)	44,088 (20 040)	53,649 (24 335)
DIMENSIONS	MONOBOOM	MONOBOOM	MONOBOOM	2-PIECE BOOM	MONOBOOM
Maximum Reach — ft (mm)	27.25 (8 310)	27.6 (8 370)	28.92 (8 820)	29.33 (8 950)	32.75 (9 970)
Minimum Swing Radius — ft (mm)	8.83 (2 680)	9 (2 740)	10.42 (3 170)	10 (3 040)	9.42 (2 860)
Overall Height (Traveling) — ft (mm)	12 (3 655)	12 (3 690)	11.5 (3 510)	12.92 (3 940)	13.17 (4 020)
Overall Transport Length — ft (mm)	24.58 (7 495)	24.58 (7 360)	26.67 (8 140)	25.75 (7 860)	31.17 (9 500)
Overall Undercarriage Width — ft (mm)	8.33 (2 530)	8.33 (2 530)	8.33 (2 530)	8.33 (2 530)	8.33 (2 530)

# BUILD YOUR FLEET FROM THE GROUND UP.

SPECIFICATIONS	WX140E	WX155E SR	WX160E	WX175E SR	WX210E
DOC+DPF+SCR Aftertreatment	●	●	●	●	●
EGR Free Engine	●	●	●	●	●
Removable Parallel Mounting Bolt-On Designed Rear Blade and Front Stabilizers	●	●	●	●	●
Trailer Hitch Mount/Provision w/ Electrical Connector for Lights and Hydraulic Trailer Dump Single Auxiliary Hydraulic Line (Return by Gravity)	●	●	●	●	—
Cab Access Steps	●	●	●	●	●
Toolbox w/ Upper Carriage Access Steps	●	●	●	●	●
LED Working Lights Package	●	●	●	●	●
Load Sensing Hydraulic System (LUDV) w/ Advanced Flow Sharing Hydraulics	●	●	●	●	●
3 Selectable Work Modes (Heavy Duty, Standard and Economy)	●	●	●	●	●
Accumulator on Boom Cylinders for Cushioning Ride Control System	●	●	●	●	●
Enclosed Pressurized Cab w/ Air Conditioning, Heat and Defrost w/ Full Climate Control and Lockable Door	●	●	●	●	●
ROPS/FOPS Certified Cab	●	●	●	●	●
High-Back Premium Heated Air-Suspension and Tilting Seat	●	●	●	●	●
CASE Maxview 360-Degree 4-Camera	●	●	●	●	●
Radar Object Detection and Warning System for Up to 32-ft 9-in (10 m) on the Rear of the Machine	●	●	●	●	●
Rear View Camera Only	○	○	○	○	○
Rear and Right-Side Cameras	○	○	○	○	○
Monoboom (Ride Control Not Available)	○	○	○	—	○
Rear Blade	○	○	○	○	—
Rear Blade and Front Stabilizers	—	—	—	—	○
2F/2R Stabilizers	○	○	○	○	—
F/R Blade	○	○	○	○	○

● Standard   ○ Optional   — Not Applicable



# GO AHEAD. GET ATTACHED.

CASE E Series wheeled excavators are true tool carriers. Load sensing hydraulics work seamlessly with standard multifunction auxiliary hydraulics for smooth, precise control of all attachments. Every model delivers high flow for one-way and two-way flow attachments, with quick coupler auxiliary lines included as standard. A low flow circuit is also available for precise control of sensitive attachments. For even greater accuracy, you can add the optional Leica 2D Precision package. Put it all together and you have a versatile workhorse capable of quickly connecting tilt rotators, pallet forks, asphalt cutters, buckets and more.



See our full line at  
**CASECE.COM/  
ATTACHMENTS**








# NO ONE OUTWORKS US.

The customer doesn't just come first — you're at the center of everything we do. Your local CASE specialists are ready to help you do more of everything you do best: maximizing production, cutting costs and improving safety through a variety of services and technology.



## Base & Extended Limited Warranty Coverage.\*

- 1-year/Unlimited-hour full-coverage base limited warranty
- 2-year/2,000-hour extended limited engine warranty. Discuss the extended warranty coverage details with your dealer.

## CNH CAPITAL Performance Equipment Demands Performance Financing.

From protection plans to customized leasing packages, our financial solutions through CNH Capital are engineered for businesses that don't have time for downtime.



## Tech that Delivers.

### Command Your Fleet with Telematics

CASE Telematics puts real-time data in your hands. Track location, monitor working status and anticipate maintenance needs across your entire fleet — helping you turn good data into good decisions. An aftermarket installation is required to enable these features.

### Precision Machine Control that Pays for Itself

SiteControl machine control solutions don't just improve accuracy — they transform profitability. Up your efficiency, productivity and profits anywhere the job takes you.

## Local Support. National Strength.

We back tough equipment with even tougher support. With over 300 dealer locations across North America, CASE delivers the right equipment, financing solutions and after-sale support to keep your business moving forward. That's the kind of boots-on-the-ground business support you can expect — and rely on — from CASE.

\*See your CASE dealer for limitations, exclusions and confirmation of policies in effect. Engine/EV Batteries warranty coverage provided through CASE. Second year machine warranty coverage applies after base warranty expires.





## Protect Your Investment.

### PlusCare

Choose service options that match how hard you work. CASE PlusCare protects your equipment investment with customizable maintenance support tailored to your operation's demands. You get the peace of mind that comes from a 3-year/2,000-hour maintenance plan on Wheeled Excavators through CASE PlusCare. [Scan QR code for more information >](#)



### Planned Maintenance Agreements (PMAs)

Get clear, detailed maintenance plans that maximize performance while driving down operating costs, allowing you to focus on what matters — building your business.

### Purchased Protection Plan (PPP)

Get protection beyond the base warranty period for both new and used CASE equipment, with flexible payment options and customizable terms through CNH Capital.



# COUNTLESS SOLUTIONS



Mini Track Loaders



Skid Steer Loaders



Compact Track Loaders



Compact Dozer Loaders



Mini Excavators



Midi Excavators



Small Articulated Loaders



Compact Wheel Loaders



Electric Vehicles



Backhoe Loaders



Tractor Loaders



Rough Terrain Forklifts



Dozers



Large Wheel Loaders



Motor Graders



Wheeled Excavators



Large Excavators

**CASE**  
CONSTRUCTION

©2026 CNH Industrial America LLC. All rights reserved. CASE and CNH Industrial are trademarks registered in the United States and many other countries, owned by or licensed to CNH Industrial N.V., its subsidiaries or affiliates. Any trademarks referred to herein, in association with goods and/or services of companies other than CNH Industrial America LLC., are the property of those respective companies.

Form No. CCE202601WHEX  
Replaces Form No. CCE202311WHEX

**IMPORTANT:** CASE Construction Equipment Inc. reserves the right to change these specifications without notice and without incurring any obligation relating to such change. Availability of some models and equipment builds vary according to the country in which the equipment is used. The illustrations and text may include optional equipment and accessories and may not include all standard equipment. Your CASE dealer/distributor will be able to give you details of the products and their specifications available in your area.

CASE Construction Equipment is biodiesel-friendly.

**NOTE:** All engines meet current EPA emissions regulations. All specifications are stated in accordance with SAE Standards or Recommended Practices, where applicable.

Always read the Operator's Manual before operating equipment. Inspect equipment before using it, and be sure it is operating properly. Follow the product safety signs and use any safety features provided.