

CASE II
AGRICULTURE
FOR THOSE WHO DEMAND MORE

AXIAL-FLOW®

5150 / 6150 / 7150 - STAGE V





MAKES YOUR HARVEST A SUCCESS

Best grain quality guaranteed



AT HOME IN EUROPEAN FIELDS	04 - 05
HEADERS	06 - 11
THRESHING SYSTEM	12 - 17
CLEANING SYSTEM & GRAIN HANDLING	18 - 25
RESIDUE MANAGEMENT	26 - 29
DRIVE TECHNOLOGY	30 - 35

CAB	36 - 45
AFS	46 - 53
SERVICE	54 - 59
SUSTAINABILITY	60 - 61
SPECIFICATION	62 - 63

TAKE A CLOSER LOOK

Axial-Flow® 5150 / 6150 / 7150

Case IH Axial-Flow® 150 series combines are designed to meet the requirements of today's demanding customers with mid-sized arable operations. Productivity, comfort, serviceability and reliability have reached new heights with the improvements introduced in the new models.

AT HOME IN European Fields

Agriculture in Europe is a challenging business: the weather often provides no more than short time slots to get the work done, crops are dense and high-yielding, and there are demanding requirements concerning product quality, to mention just a few of the basic conditions. Case IH Axial-Flow® 150 series combines are built to conquer these hurdles – more efficiently than ever before. With the latest increase of engine power and a further evolution of the rotor, our engineers have made sure that Case IH Axial-Flow® combines are the appropriate answer to the agricultural challenges of today and tomorrow.

DESIGNED FOR PRODUCTIVITY

Everything about the Axial-Flow® 150 series is about greater productivity - when operating on flat ground and, even more, on hillsides. And not one minute will be wasted in servicing, with the easy access to service points on the right side and the smaller and lighter

concaves that are easy to handle. On top of that, Residue Management quickly and easily switches between spreading and windrowing, and ensures the even spreading ideal for modern farming practices.

BUILT FOR OUR CUSTOMERS

Case IH engineers understand that, whilst getting grain in the barn is the key to maximising income, combine running costs are the farmers' highest expense, and that covering the ground/fields quickly means nothing if it comes at the expense of excessive fuel and maintenance costs and increased grain losses. At the heart of the Axial-Flow® series are engine and rotor refinements, combined with a comfort cab with an enhanced AFS monitor to allow the operator to extract as much power as possible from every last drop of diesel while ensuring long-lasting reliability of every component. That is proof of how Case IH is constantly seeking to reduce the impact of its equipment both on your wallet and on the environment.

KEEP A CLOSE EYE ON PERFORMANCE AND COST

AFS AccuGuide auto-steering uses GPS to guide the combine with 1.5 cm precision - virtually eliminating overlaps. With the optional Case IH telematics systems, you can network your combine and office computer to exchange machine, agronomic and job site information.

IMPROVED COMFORT

Choose the Comfort cab or the Luxury cab with its ventilated leather seat option for unprecedented comfort. Driving is easier than ever with the new electrical shift transmission, allowing you to select between Road mode or Field mode for perfect traction wherever you are.

CASE IH HEADERS

150-series combines can be equipped with the latest generation Case IH headers which are available in widths up to 10.7 m





HIGH VOLUME GRAIN TANK UNLOADED ON THE GO

Large quantities of clean high quality grain are unloaded from the Axial-Flow® 150's high capacity tank at unbelievable rates. The adjustable pivot spout option together with a long auger keep the trailer at the right distance, preventing losses even in windy conditions.

CLEAN GRAIN SAMPLES AND HIGH PRODUCTIVITY EVEN ON HILLSIDES

Axial-Flow® combines lead the industry for their large, efficient cleaning area. The new Cross Flow Cleaning System option ensures high throughput and clean samples on hillsides.

ROTOR COMPARTMENT - OPTIMISED HARVEST WITH EASY ADJUSTMENTS

Single rotor threshing and separation has been Case IH's calling card for decades. The Axial-Flow 150® series is no exception, incorporating some of the latest concepts in threshing and separation, cleaning, and unloading.



A COMPLETE HEADER RANGE

Productivity in all crops



Decades of experience and constant development have made Case IH into probably the most successful header manufacturer in the world today. Yet Case IH doesn't rest on its laurels. We continue to invest in in-house research in order to develop more effective, reliable and capable headers for a multitude of different crops. The product range includes high-performance headers for any combinable crop, for any harvesting conditions worldwide, and for any type of yield. And in each case, development and manufacturing comes from a single source – Case IH itself.

NOT JUST A HEADER – IT’S A CASE IH HEADER

Each header designed and built by us, for us

Latest generation Case IH headers, available in widths of up to 10.7 m for the 150 combine series, are designed specifically for European conditions and allow for making the most of your combine’s capacity. Choose from a wide range of headers including variable knife grain headers, flex headers, pick-up headers, draper headers and corn headers – whatever suits your business best – and go for high performance with your reliable and easy-to-service Case IH equipment.






DESIGNED TO GATHER EVERY GRAIN

Benefit from Case IH’s the wide range of headers. Case IH headers are designed to not only match today’s faster field speeds, tougher crop conditions and changing cropping practices, but take on tomorrow’s challenges as well. They are the perfect tool for ever-changing harvesting conditions, different stages of ripeness or changing conditions over the course of the day, from the damp early morning to the dark night. Whatever the stage of crop or the time of day, the Case IH headers help save more crop and leave an even stubble on the field.

A WIDE RANGE OF HEADERS

No matter the crop, Case IH’s comprehensive range has the right header for the job. The 3050 header gives you maximum performance in grain and oilseed. The industry leading Case IH 3020 flex header and the 3100 series draper header were developed especially for careful handling of soya beans or processing of flattened crops. Their secret: a centrally-driven, flexible cutterbar that closely follows the contours of your field. The 4400 corn header and the 3000 series pickup developed and manufactured by Case IH round off the diverse range. Case IH has the right header for every crop.

A SOLUTION FOR EVERY CROP

HEADER	CROP
 3050 Grain header	All cereal crops (wheat, barley oats, plus canola/rapeseed)
 3100 Draper header	Cereals
 3020 Flex header	Soybeans and oilseed crops (low to the ground)
 4000 Corn header	Corn/maize
 3000 Pick up header	All windrowed crops (grass, clover, cereals and canola/rapeseed)

BENEFITS

- The combine recognizes the header and its most recent adjustments
- Enhanced crop flow and improved feeding into the combine
- Smooth crop flow and reduced wear
- Working width up to 10.7 m
- Large header range to harvest in all crops



3050 GRAIN HEADER – THE SOLUTION FOR HIGH YIELDS

- Available working width from 4.9 m to 10.7 m
- High speed harvest up to 9 km/h
- Automatic reel speed control
- Telescoping the knife on the move to cater for high capacity harvesting in long and short straw conditions
- Crop lifters available for laydown crop conditions



3020 FLEX HEADER – THE SOYBEAN SPECIALIST

- Available working width from 6.1 to 10.7 m
- Flexible knife runs close to the ground to gather all low hanging pods
- Fully adjustable suspension system, with the option to control it from the cab
- In rigid mode the header can also be used for all other grain harvesting applications



3100 DRAPER HEADER – RETAIN EVERY GRAIN

- Available working widths from 9.1 m to 10.7 m
- High speed harvesting in straw crops and rape seed without losses
- Easy serviceability
- Central knife drive for balanced performance



4000 CORN HEADER - NEW GENERATION

- Available row units 6 to 8 rows rigid and folding
- Chopping/non-chopping capability
- Low profile divider design
- Heavy duty drives
- Easy serviceability



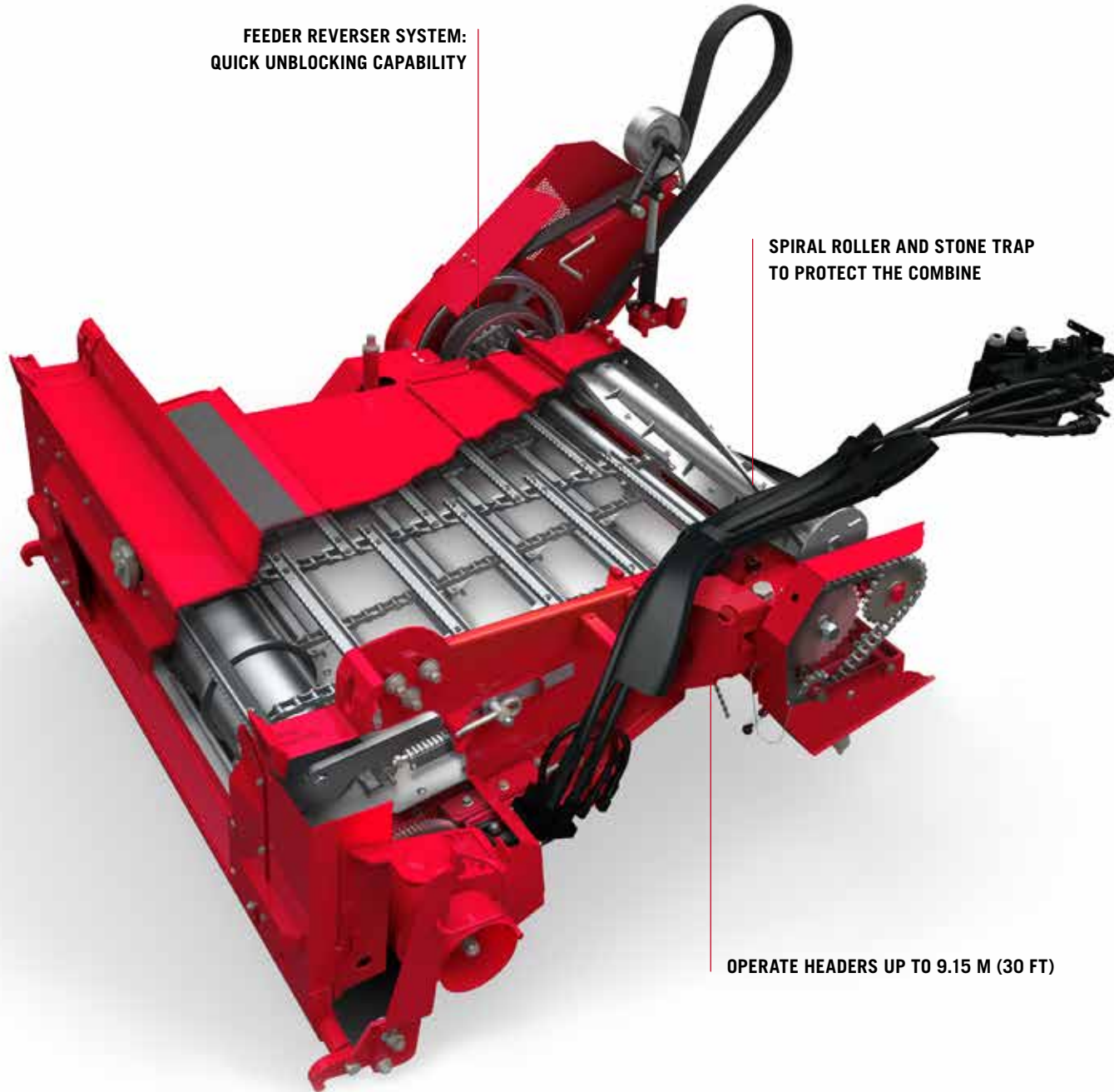
3000 PICK UP - PICKS UP THE LARGEST WINDROWS

- Clean and gentle pick up of large single or multi windrows
- Accurate pick-up contour-following via adjustable gauge wheels
- Suits all types of crops and high forward speeds
- Easy maintenance and serviceability

**FEEDER REVERSER SYSTEM:
QUICK UNBLOCKING CAPABILITY**

**SPIRAL ROLLER AND STONE TRAP
TO PROTECT THE COMBINE**

OPERATE HEADERS UP TO 9.15 M (30 FT)



HEADER AND COMBINE

One unit

Axial Flow® combines and Case IH headers are the perfect match to maximise their output potential. High grain quality and smooth harvesting under every condition – that is what the Axial-Flow® is built for.

THROUGHPUT BEGINS HERE

Our headers are designed to perform at their best in every condition, for maximum productivity and protection of grain quality in which ever way the harvesting environment may change.

QUICK COUPLING

With an Axial-Flow®, changing headers is exceptionally quick. All headers are conveniently coupled to the combine from the left hand side with a single latch connects all hydraulic services. Plug in the electrical connection, couple the PTO shaft, and in just a few minutes you are ready to start harvesting again.

PERFECT GROUND HUGGING HEADERS

Our Axial-Flow® 150 series are equipped with a fully automatic field tracking system for header height control. This system is controlled electromechanically using potentiometers and skids underneath the header, keeping the header parallel to the ground contours and leaving precise, even stubble, ideal for uninterrupted tillage operations.

FEEDER ENHANCEMENTS

The 6150 and 7150 combines easily manage 10.7 m headers when fitted with the 80mm lift cylinder option. Benefit from a lift capacity of up to 4,000kg.

FEEDER WITH APPETITE

Performance and quality of the Axial-Flow combine harvesters begin with the high-performance feeder housing. The rugged feeder with the ability to handle up to 10.7 m headers (on 6150 / 7150) matches the volume requirements of the threshing & separating systems. The service-free hydraulic feeder drive belt tensioner allows higher reliability to let you handle harvesting with ease and confidence.



Mount the header in a matter of minutes with the single latch that connects all hydraulic functions

BENEFITS

- Optional 85 mm lift cylinders - allowing 4,000 kg lift capacity (on 6150 / 7150).
- High-strength elevators to easily handle the largest headers.
- Excellent ability to pick up laid crop and minimise losses.
- Minimal maintenance means low total cost of ownership.



Case IH Terrain Tracker technology ensures that an exact cutting height is maintained across uneven fields.





FROM THE INVENTOR OF AXIAL-FLOW®

The single rotor system

Case IH launched the world's first range of combines with single rotor threshing and separating over forty years ago. Gentle, grain-on-grain threshing soon proved to be extremely effective in reducing grain loss through effective separation. Axial-Flow® combines soon gained a reputation for low levels of grain damage.

Today, this system is a hallmark of Case IH combines. Being an innovator has given Case IH years of experience -- and we continue to lead the market for single rotor combine harvesters. Case IH designers continue to innovate, looking toward the future and the challenges farmers will face tomorrow.

**WIDE RASP BARS FOR HIGH CAPACITY
THRESHING AND SEPARATION**



SINGLE ROTOR TECHNOLOGY

for higher capacity

At the heart of every Case IH 150 series combine is the Small Tube rotor. It has been further developed to meet the harvesting conditions in Europe. The entire set-up of the rotor was reviewed to get the best out of it. Tested in European fields for perfectly satisfying result - high throughput, best grain and straw qualities and no grain losses.

AXIAL-FLOW® ROTOR – CONFIGURED FOR EUROPE

With the new rasp bar configuration of the Small Tube rotor separation occurs earlier, resulting in higher rotor capacity. In very moist conditions, spiked rasp bars separate out the grain efficiently. The advantages of the new set-up are greater throughput capacity and reduced losses, as well as lower sensitivity of the rotor to changing crop conditions.

BEST IN CLASS GRAIN QUALITY

Cracked grain is the bane of good sample quality, not only because of the damaged kernels themselves, but also because they can be easily blown out of the back of the combine. With the benefits of Axial-Flow® threshing and the latest Small Tube rotor, Case IH combines consistently deliver top quality grain samples. Rasp bars are arranged in four spirals around the rotor, for improved threshing and better straw quality in tough conditions.

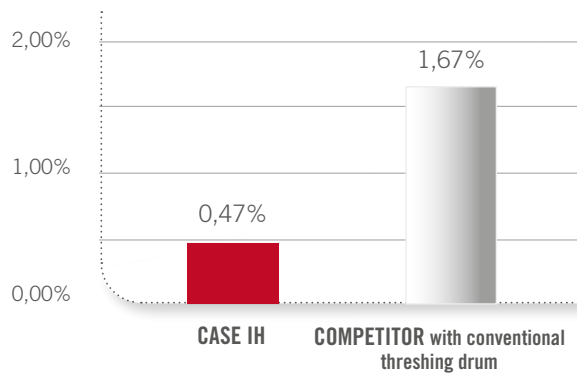
DON'T WASTE TIME CHANGING THRESHING CONCAVES

The rotor compartment is accessible from either side of the combine and the lightweight interchangeable modules are easy to remove and change for different crops - a true Axial-Flow benefit. The new concaves are strong enough to handle all crop conditions and light enough for easy handling.

ADVANTAGES

- Gentle but thorough threshing protects crop quality bonuses.
- One rotor threshes and separates – fewer moving parts to worry about.
- Top quality grain – unbruised and undamaged – strengthens your bargaining power when selling.
- On-the-go rotor speed and concave opening adjustment: increased daily performance and revenue.

AVERAGE CRACKED GRAIN CONTENT



Observed by: Agricultural Chamber of Upper Austria



SINGLE ROTOR THRESHING

Gentle threshing means more top quality grain

FROM THE INVENTOR OF AXIAL-FLOW®

Introduced in 1977, the first Axial-Flow® combines stood out from the traditional straw walker design, in that threshing and separation was now performed by a rotor. At that time, the new rotary design was the first of its kind to be mass-produced and represented a giant step forward for farmers, with increased capacity translating to a significant boost in productivity. But while the principle has remained unchanged, with each range development Case IH engineers have utilised the very latest technology available to meet future farming needs.

Axial-Flow® 150 series combines benefit from that same forward thinking, and incorporate some of the very latest concepts not only in threshing and separation, but also in areas from cleaning to unloading, from engine enhancements to transmission technology. The end result is a combine range built not just to meet today's farming challenges – but to take on tomorrow's too.


UNDAMAGED GRAIN GETS A BETTER PRICE


The grain-on-grain threshing action of Axial-Flow® not only limits grain losses in the field through more effective separation, but also ensures that what goes into the grain tank is clean and high quality crop,

adding revenue to your bottom line. There is no high-impact conventional drum like that used in conventional or hybrid combines, and the transition from threshing to separation is completely seamless. Centrifugal forces ensure perfect separation even in the most difficult conditions.

BENEFITS

- Centrifugal force grain separation for gentle threshing & separation
- The impeller design & multiple rasp bars provide total crop threshing & mat control even in tough conditions
- Continual crop contact & pressure ensures positive crop control & maximum throughput.





FEEDER

- Designed to operate headers up to 4000kg
- Work with up to 10.7 m header
- Higher reliability and less servicing: service free hydraulic feeder drive belt tensioning
- Spiral roller and stone trap for optimal protection

ROTOR

- Adapted for European conditions to handle large volumes of straw and grain, in all crops and various conditions
- High quality grain is key benefit
- Grain on grain threshing
- Robust narrow concaves are easy to handle

CLEANING SYSTEM

- Clean grain
- Fingertip control sieve adjustment from the comfort of your cab
- Performance with no compromise on hillsides with the new Cross-Flow Cleaning System
- High capacity feeding of the cleaning system with six augers

STRAW MANAGEMENT

- Easy and quick switch over from spreading to windrows
- Straw management of a combine sets the baseline for next year's crop.
- Open the fields by chop and spread and then switch over to swath using the in-cab switch over option

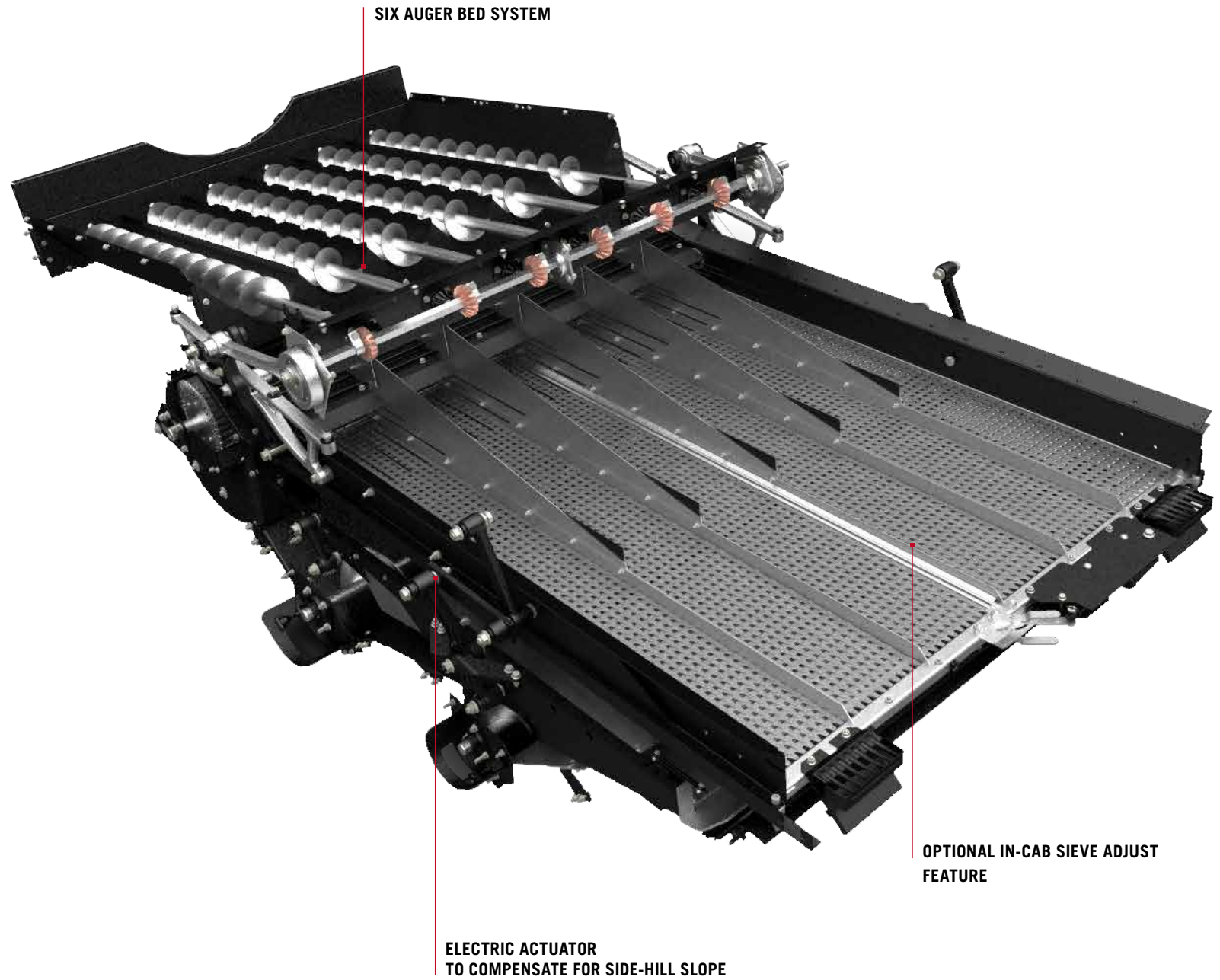




A CLEANER CROP FOR A PREMIUM PRICE

The self-levelling cleaning system

An essential metric of a combine is how quickly it can move a large quantity of grain from the cleaning system to the grain tank. No matter the harvesting conditions, Case IH's innovative self-levelling cleaning system separates the crop from the chaff. You'll see how the Cross-Flow system is head and shoulders above other solutions.



SIX AUGER BED SYSTEM

OPTIONAL IN-CAB SIEVE ADJUST FEATURE

ELECTRIC ACTUATOR TO COMPENSATE FOR SIDE-HILL SLOPE

THE BEST GRAIN QUALITY

with Cross Flow Cleaning System

Axial-Flow® combines have always been acknowledged for thorough threshing and clean crop samples. If there are two things that a combine is rated on, it is how well it threshes, and how well it cleans. Chaff and straw have no place in a grain tank, and that is why Case IH puts a great deal of design thought into creating a combine with one of the best threshing, separation and cleaning systems on the market.

CLEANING SYSTEM

It's not just the rotor that makes the Axial-Flow® different: the cleaning system also stands out for its efficiency and convenience. It uses the proven chevron shaped cross flow fan that generates a high volume of air. The result is higher cleaning capacity, with sieves adjustable from the cab. Each sieve is able to operate at an ideal stroke length, and the opposing motions of



Removeable auger pan

the sieves cancel each other out, resulting in a smoothly operating cleaning shoe. Short straw is virtually eliminated, resulting in a cleaner grain tank sample. A fully-adjustable pre-sieve means Axial-Flow® 150 series combines can adapt to all crops and all conditions.

CLEAN OUT FUNCTION

When changing from one crop or one field to another, cleaning-out of the combine can be a time consuming task. In order to save your precious time, however, our engineers have developed a “Clean-out” Function User Defined Window in the AFS Pro 700 touch-screen monitor. A simple touch on the screen switches the cleaning system to “Clean-out”. That function is a major time saver that can be operated from your seat in the cab – particularly useful for seed growers. To get




Working hill-sides without X Flow Cleaning System

every last bit of unwanted crop out of your cleaning system, you can remove the auger pan without the use of tools.

OPTION: CROSS-FLOW CLEANING FUNCTION

On hillsides you want to keep working at maximum capacity and putting the cleanest grain in your tank. The Cross-Flow Cleaning System adjusts automatically to the gradient without any action from the operator and ensures even distribution of the crop so that you get the best quality grain in your tank.

- Slope compensation ensures the kernels are evenly distributed on the sieve, so that even air flow is also guaranteed.
- Operates on gradients up to 12°
- Service- and wear-free
- Factory fitted



Working hill-sides with X Flow Cleaning System

MORE IN THE TANK, MORE IN THE BANK

Feel proud of your harvest

GENEROUS GRAIN TANK FOR MORE EFFICIENT HARVEST LOGISTICS

Axial-Flow® 150 series combines are designed to put large quantities of clean, high quality grain in the tank – and fast. Once crops are ripe and ready, we know your priority is to get them off the field and into the shed as quickly as possible.

SPACE FOR EVERYTHING, WITHOUT COMPROMISES

Every Axial-Flow® model has a grain tank that is designed to be large enough to allow the opening up of large, high-yielding fields without the inconvenience of having to stop and unload. A new high capacity elevator allows high speed harvesting of high yielding crops like CCM. There is sufficient grain tank capacity to work in high yielding crops and large fields while leaving enough time between unloading cycles.

MORE FILLING CAPACITY AT THE PUSH OF A BUTTON

Optional, in-cab grain tank extension folding function, makes for easier transport/storage, as well as fast-acting protection if the weather turns bad. The open style extensions widen the grain tank towards the top, to ensure maximum fill without spillage when working on rolling fields. The central grain tank filling auger reaches high over the top to keep filling efficiently without crop pushing back.

EASY ACCESS FOR MAINTENANCE AND SERVICE

When it is necessary to enter the grain tank for servicing, maintenance or cleaning, Case IH engineers have made the task safer and simpler. A ladder makes it easier to gain full access when necessary. No tools are required to extend or retract the standard grain tank extensions. Axial-Flow® combines are designed to ensure you spend more time in the field, and less time setting up and servicing.

BENEFITS

- Top pivoted, inclined unloading auger allows enough space to safely unload the grain into high-walled trailers.
- Easy view to the unloading auger from the comfort of the cab without any obstructions.




GRAIN TANK CAPACITY:

5150	8,810 l
6150 / 7150	10,570 l


UNLOADING RATE

113 l/sec



WITHIN REACH

Choice of two auger lengths reduces in-field wheel tracks



WATCH YOUR CASH FLOW

High-speed unloading

FROM GRAIN TANK TO TRAILER – FAST

The high-speed unloading feature considerably reduces unloading time, a particularly welcome in high-yielding crop conditions, improving overall performance during the harvest day. Less time wasted when unloading on the headland means greater productivity, especially beneficial when the weather is against you.


Case IH combines utilise the top unloading principle to load into high-sided grain trailers and chaser bins quickly and easily.

UNLOADING AUGER

The auger lengths on all Axial-Flow® models allow you to maintain a comfortable distance between the header and the grain trailer while unloading on the go.



The pivot spout option, operated with the multi-function handle, directs the grain stream into the grain cart filling it to the top without spillage.







RESIDUE: MANAGED

Getting a head start on next season

Regardless of how you manage your fields, the combine represents the transition from one season to the next.

How you spread the chopped material matters for subsequent crop establishment, whether via full-, minimum- or no-tillage systems, your straw should be chopped consistently during the day and spread out evenly.

INNOVATIVE STRAW MANAGEMENT

The start of the next season

Whatever your cropping programme, a combine that has left behind evenly-spread and finely-chopped straw is a good start for the next tillage process, whether that is ploughing, minimum tillage or direct drilling. That is what you get with the latest Case IH straw choppers. If you choose to bale your straw, though, you will find that Axial-Flow® combines produce neat, easy-to-bale swaths.

UNIQUE INTEGRATED CHOPPER

In chopping mode, the unique 54 blade chopper lacerates and cuts the straw for fast decomposition before the next planting season.

Fixing the counterknives into preset positions in the straw channel allows the chopping aggression to be

altered according to the conditions. In windrow mode the counter knife is extracted and the chopper works at reduced speed to place the straw in a neat windrow for efficient baling.


SHARP BLADE, FINE CHOPPING


The position of the counter-knives can be regulated easily with just a lever on the left side. Seven different settings are available for different lengths of straw.

A shear bolt protects the counterknives against overloading caused by material backup.

BENEFITS

- Easy switching from chopping to swathing allowing quick changeover in the field
- Simple manual adjustment for chopper speed change
- Quick adjustment for 7 different counter knife positions
- In-cab spread distribution adjustment
- Allows spreading of long straw to speed up drying in bad crop/weather conditions





CHANGE MODES QUICKLY

Whether swathing or spreading

QUICK CHANGE FROM CHOPPING TO SWATHING

It only takes a few steps to set your machine to deposit straw in swaths or to chop it. Adjust the residue spreading system from an easy-to-reach button at the rear of the combine. A lever adjusts the chopper speed and brings the counterknives into position. The chopper knives are retracted for swathing with a reduced chopper speed up 800 RPM. This results in top straw quality for bedding or feed. You also save valuable time resetting the machine, particularly if the customer wants part of a field chopped and part it swathed.



SPREADING

The residue can be spread over the full width of the header, either symmetrically behind the combine or away from the edge of the crop, yet covering the whole area. With the in-cab adjustment option for straw distribution, the spreading pattern can be adjusted to account for the prevailing wind conditions, keeping the spread even across the field for fast decomposition, effective soil erosion control and trouble-free tillage.



WINDROWING

The windrow is shaped on the stubble by an adjustable chute. The switchover from chop to swath is easily done - either from the operator seat or electrically from the side of the combine.

UNCOMPROMISING STRAW MANAGEMENT

Prepared for the next harvest

GOOD STRAW MANAGEMENT HAS TO BE ABLE TO DO MANY THINGS:

■ Spread chopped straw and chaff

The perfect way to prepare a field for the next step.

■ Spread unchopped straw and chaff

The quicker the straw dries, the better, especially in changeable weather conditions. The counter-knives are retracted and the swathing guides set for wide spreading. This not only saves time, but also eliminates the need to use a tractor and tedder.

■ Windrow unchopped straw and spread chaff

Baling long straw is a classic strategy in Europe especially, making it essential to include this option for straw management.

■ Windrow chopped straw and spread chaff

This mode is useful if you are using a baler without an integrated cutter, or if shorter straw is required.

GENTLE AND EVEN SPREAD

Two hydraulic spreaders guarantee even coverage, even with large volumes of straw. Electrically-adjustable spreading fins can be adjusted from the comfort of your cab, to ensure total control over the quality and spread of the chopped straw. Three different gate settings can be saved and called up from the AFS 700 Pro monitor, saving you time when moving to a new field.

MAINTENANCE MADE EASY

The spreaders and sieves swing out sideways for easy maintenance access.








POWER MEETS ECONOMY

Efficient power transmission



Our engines deliver economic fuel efficiency without sacrificing peak load power. The secret lies in ensuring that the power is transmitted to the threshing elements and the driveline as efficiently as possible.



● Oxidation ● Reaction

	5150	6150	7150
Number of cylinders	6	6	6
Cubic capacity (cm ³)	6,700	8,700	8,700
Power at rated speed (kW/HP)	205/278	245/333	280/380
Maximum power (kW/HP)	230/312	295/400	338/460

AXIAL-FLOW® ENGINE

More power than ever

With the new 150 series combines, you will enjoy power delivered whenever you need it.

The FPT Industrial with Stage V emission level, engine line used in the new 150 series Axial-Flow® combines is a reliable, proven performer. The NEF 6.7 (5150) Cursor 9 (6150 & 7150) are designed for optimum fuel efficiency, whilst providing the power needed to respond quickly to changing conditions in the field.

OPTIMUM MIX – ENVIRONMENT FRIENDLY ENGINES

New generation Case IH Axial-Flow® combines use the latest Euro Stage V emissions-compliant engines with automatic exhaust system regeneration. Being cleaner does not mean being down on power or thirsty on fuel.



The fuel advantage that was already achieved with the introduction of the SCR system will remain, but not at the cost of clean environment.

DON'T COMPROMISE

WHEN IT COMES TO THE ENVIRONMENT

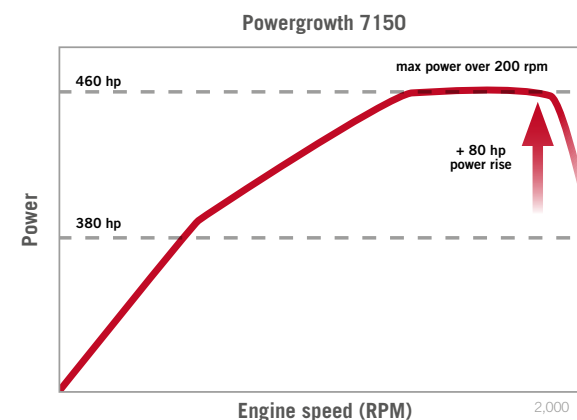
Case IH decided to use SCR-technology right from the start. This decision turned out to be groundbreaking, as it resulted in markedly lower emissions and an extremely high reliability of our engines. With HI-eSCR, already the next step into a cleaner future is made. Developed in-house by the CNH Industrial engine specialist FPT Industrial, HI-eSCR technology even allows for cutting emissions by 95%. Not without reason, HI-eSCR is increasingly used in various other applications worldwide.

POWERFUL ENGINE, LOW FUEL CONSUMPTION

Featuring electronic fuel injection, these engines deliver powergrowth when you need it; so you can always harvest and unload at the same time in even the toughest conditions. In addition to its remarkably low fuel consumption, the engine is both quiet and environmentally sound. The 950 litre fuel tank holds more than enough for a full day in the field.

THIS PROVIDES KEY BENEFITS

- Simple and proven HI-eSCR technology
- No need to replace a particle filter
- Based on - and further extending the advantages of SCR



A high power reserve and constant power characteristic provide consistent capacity in rolling topography and lodged harvesting conditions

LESS COMPLEXITY

More time in the field

DRIVELINES

The drives for the whole combine are powered from a central gearbox mounted directly to the engine for maximum efficiency. Indeed, Axial-Flow® is unique in that all the principal power transmission is achieved without the use of belts, avoiding the problems associated with slip, wear, maintenance and replacement.

LARGE VOLUME TYRES

A new option for the Axial-Flow 150 series is a set of tyres size IF 800/65R32, staying within the width of 3.5 m. The larger footprint reduces ground pressure and increases traction in difficult terrain.

DUAL RANGE HYDRO TRANSMISSION

The new ground drive offers infinite control of the ground speed. You can choose between field and road mode from the comfort of your cab.

FIELD MODE:

- extra high traction to operate in muddy fields and on hillsides
- up to 11 kph

ROAD MODE:

- no gear changes necessary
- high traction, when climbing hills pulling a large header
- choose between 20/25 and 30 kph

POWERFUL ROTOR DRIVE

The on-the-go adjustable variable speed, belt drive for the rotor utilises a stronger belt to transmit the power for high throughput on the 6150 and 7150 combines. Its “torque sensing” ability tensions the drive automatically for high power demands.

UNCOMPLICATED DRIVELINES

Case IH is known for using very few and very practically placed drivelines, so that access remains easy to all service points.

TURNING RADIUS

Thanks to the short combine frame and the impressive turning radius, the Case IH Axial-Flow® combines of the 150 series offer outstanding maneuverability in the field – making headland turns a quick and easy task.







CASE IH

3016 12 SER



THERE'S NO PLACE LIKE AXIAL FLOW®

Unsurpassed cab comfort

The best combine is useless if it is too difficult to drive for extended periods of time. Today's combines and operators work long hours, handling high-yielding crops and delivering optimal quality. A combine cab must protect the operator from the elements and keep him alert and productive by means of intuitive operation and maximum comfort.

THE AXIAL-FLOW® CAB

Your home away from home


Open the door to your Axial-Flow combine's cab and step into a world of comfort. Long, tiring working days are made a little more bearable in one of the quietest, most spacious and most comfortable cabs on the market. With rubber cab mounts to reduce vibrations and an instrument console within easy reach on the arm rest, you can sit back and get the job done. Two cabs are available: the Comfort cab and the Luxury cab, which features power mirrors, increased storage space, a semi-active seat option and an actively cooled coolerbox.

EASY COMFORT

The cab is accessed via the foldable steps which lead to a spacious deck. Open the cab door to reveal a comfortable workspace with storage for anything you'll need during those long harvest days. The ergonomic layout, an air suspended operator seat, low noise levels and an unrestricted view all contribute to ideal working conditions for the operator.

NO LIMITATION ON YOUR WORKING DAY

When it's time to harvest, crops have to be removed from their fields fast. Harvesting often extends late into the night to make use of optimal weather and crop conditions. Stadium lights on the roof of the cab completely light up the work area. Additional lights in the grain tank, on the unloading auger and at the rear of the combine ensure all critical areas are fully illuminated. LED lights for better night vision are also available.



You won't tire of this cab



Choose the lighting package that suits your needs



Cooling box for 1.5 l bottle



TAKE A CLOSER LOOK.

The details matter

GREATER OPERATOR PERFORMANCE FOR MORE GROUND COVERED

Harvesting means getting the reward for all the hard work invested throughout the season. Enabling you to spend long and productive days on your combine without being worn out, therefore is at the core of our engineers efforts when developing and designing combine cabs.

EXCELLENT ERGONOMICS OF BOTH TOUCHSCREEN AND BUTTONS

The Comfort cab features ergonomic layout to give you full control at all times, with an unobstructed field of vision, a comfortable seat and plentiful leg and foot room, the Multifunction Propulsion Control Lever which is conveniently integrated in the right armrest, and the optional sliding AFS Pro 700 touch-screen monitor. Working in such an environment is rewarding – not only because it means earning your income but also because you will be experiencing a powerful mix of comfort, productivity, and tangible results.

OPERATIONS CENTRE

With the AFS Pro 700 touch-screen on the right hand console, all important data and settings are available at your fingertip and let you handle and operate your combine efficiently and with ease. The screen arrangement of the AFS Pro 700 touch-screen monitor is logically configured. The left side provides full information on all important operating data, while to the right different 'templates' can be selected, such as those that display current combine settings or yield monitoring data.





COMFORT CAB

Other call it premium - we call it standard

The Multifunction Propulsion Control Lever and the sliding AFS Pro 700 touchscreen monitor are integrated in the right-hand console. You'll have everything you need at your fingertips.

An unobstructed view of the working area, a comfortable air-suspended seat and plenty of leg room allow you to work in comfort for as long as it takes.



COMFORT CAB:

- Manually adjustable mirrors
- Comfort steering wheel
- Storage shelf behind operator's seat
- Storage behind and under instructor seat
- Metal left door arm rest



LUXURY CAB

Are you ready for business class


The Luxury cab offers just that little bit more comfort that you will appreciate at the end of a long day. Heated power mirrors, even more storage space and an actively cooled coolerbox make the cab feel even more homey and comfortable.



Luxury cab with high-back leather seat and heating option

LUXURY CAB:

- Heated power mirrors
- Leather wrapped steering wheel
- 3 storage bins (2 with cover) behind operator's seat
- 2 storage shelves on fuse cover
- Removable cooler box under instructor seat
- Padded left door arm rest
- Window shades on L&R windows



Air suspended seat or ventilated, heated, semi-active leather seat with controls reach luxury automotive comfort levels



Removable coolbox under passenger seat

CONTROL AT YOUR FINGERTIPS

Ergonomic design and intuitive controls

THE CONTROLS

The Axial-Flow® is as simple and comfortable as possible to operate. The number of functions that can be controlled through the joystick has increased and there is a new right-hand console-mounted display which makes monitoring key combine functions much easier. The optional AFS Pro 700 touch-screen monitor includes video capability and is telematics-ready, and is the basis for moisture and yield monitoring and steering guidance.

THE DETAILS MATTER

Case IH engineers deliberated every little detail on how the operator interacts with the machine to ensure the new 150 series Axial-Flow® combines are intuitive in operation, making it easy to quickly get accustomed and achieve best results.

INTUITIVE AND ERGONOMIC

For full control, the most commonly used commands are arranged in the best ergonomic position, allowing easy management of all header functions and operation of the unloading auger. In addition, an emergency stop button is included to halt the elevator, cutterbar and header auger.

ENGAGEMENT/REVERSING OF HEADER AND THRESHING SYSTEM

Rotor: On, Off, Reverse
Feeder: On, Off, Reverse

AUTO GUIDANCE ENGAGE

EMERGENCY SHUT OFF

UNLOAD CONTROL FUNCTIONS

Unloading tube swing
Unloading drive

HEADER/REEL CONTROL

Header resume
Header raise, lower, tilt left, tilt right
Reel raise, lower, tilt left, tilt right



HEADER HEIGHT MEMORY

- Canola knife on/off
- Auto header height fine adjust
- Auto header height setting

ROTOR ADJUSTMENTS

- Rotor speed
- Concave position
- Rotor discharge deflector control

CLEANING SYSTEMS ADJUSTMENTS

- Fan speed
- Upper sieve position
- Lower sieve position

REEL SPEED CONTROL

AUTO / MANUAL REEL SPEED SWITCH

HAND THROTTLE

ELECTRONIC RANGE SHIFT

TRANSMISSION/POWERED REAR AXLE CONTROL

- Two speed hydro ground drive
- 2-speed powered rear axle
- Park brake

RESIDUE MANAGEMENT ADJUSTMENTS

- LH spreader distance adjust
- Left / right spreader deflectors
- Hydraulic spreader speed





A white rectangular box containing four icons: a funnel, a leaf, a gear, and a Wi-Fi signal.

Slip
3 %

Engine Power
91 %

A semi-transparent dashboard overlay showing a map of a field with a yellow path, a table of data, and various charts and graphs.

PRECISION FOR SUCCESS

Save costs with Advanced Farming Systems (AFS™)

As one of the leading agricultural manufacturers of precision farming technology, Case IH and offers a range of applications that combine information input and the unique AFS Connect telematics portal into a goal-oriented data management system for registered machines. This pioneering role is underlined by value-adding features such as the latest Advanced Farming System (AFS™). With repeatable accuracy, reduced overlaps, lower operating costs, and maximisation of profits, AFS ensures both precision and success.



Ground Speed
6.0 km/h




Engine Power
54 %



Coverage Area
26.3 ha

Fuel Rate
89.3 l/h



CASE IH AFS™

Advanced farming systems

Case IH advanced farming systems (AFS™) pay for themselves. Take advantage of hardware and software – all-in-one and from a single source: the perfect solution for you.

Case IH AFS™ stands for an extensive range of practice-oriented solutions that help you farm and manage your fields more efficiently than ever before. Take advantage of what is doubtlessly the most important advancement in modern agriculture since the start of mechanisation, and benefit from increased control, productivity, efficiency and precision. Case IH AFS solutions are logical, easy to use and intuitive, and they become second nature in next to no time. This is how we understand the demands of modern farmers.

ON THE RIGHT TRACK – AFS ACCUGUIDE GPS-CONTROLLED AUTO-STEERING

In conjunction with AFS AccuGuide, the mechanical Row Guidance ensures the combine follows the rows in corn crops. It takes the stress out of harvesting at high forward speeds and when using wide headers, thus reducing operator fatigue and boosting productivity, to exploit the combine's full performance capabilities.

FAR MORE THAN JUST A SAVING ON FUEL – THE AFS ACCUGUIDE EFFECT:

- Optimised machine usage
- Improved comfort by reducing operator demands
- Savings on fuel and labour costs
- Less time spent in the field
- Reduced skips and overlaps – improved efficiency
- Perfect work in poor visibility conditions without compromise

ADVANTAGES

- Straight tracks and windrows; comfortable for high speed baling.
- Reduced skips and overlaps improve field efficiency and guarantee an even spread of residue, improving soil health.
- High productivity even with poor visibility during night.
- Year-on-year repeatability driving on the same track resulting in minimal compacted field area.



AFS 372 receiver



AFS CONNECT

Manage your farm, fleet and data remotely



AFS Connect lets you remotely monitor and manage your farm, fleet and data, allowing you to optimise your performance, productivity and flexibility. Efficiently visualise your equipment with little to no idle time. With all the information at your fingertips, you can successfully manage your operations anytime, anywhere!

USER-FRIENDLY INTERFACE

- New, intuitive and redesigned interface with all information at your disposal
- Ergonomic platform divided into 3 sections: fleet, farm & data

TIME-SAVING MANAGEMENT

- Visualisation of data from multiple machines in one field
- Manage your activity & transfer data from your office to machines and vice versa

MAXIMUM PRODUCTIVITY ENHANCING DECISION MAKING

- Notifications & visualisation of critical operating parameters
- Connect and share securely with Application Programming Interface (API)



Go anywhere, see everything

RECEIVE UPDATES ON YOUR DAILY OPERATIONS

- See, share and manage data on the go, in real time, from any device
- View updated machine telematic data and fault codes remotely

THE ULTIMATE SOLUTION FOR WHEN YOU'RE ON THE MOVE.

- Live vehicle map allows lets you find machines' locations and get driving directions
- Share vehicle info, location and directions with various apps (e.g. WhatsApp) on your phone



YOUR ALL-NEW DESTINATION FOR CASE IH PRODUCT SUPPORT

MYCASEIH is a new free cloud-based platform which gives you a single place to log in for access to everything related to your Case IH farm equipment. Find an overview of all your machine and equipment, manage your users and access a support knowledge section with operator manuals, support documents, parts catalogues and more. The platform is available on all devices: smartphone (Apple & Android), tablet and desktop.

VISIT US AT MY.CASEIH.COM



FARM MANAGEMENT

GET MORE DONE EACH DAY

Optimise your time by easily organizing your fields, applications and agronomic data

MANAGE YOUR COMPANY

Managing your fields and your data can be time-consuming. AFS Connect optimises your time by easily organising your fields, applications and agronomic data. With a wealth of information at your fingertips, you can boost your operation's performance.

- **Data visualisation:** access agronomic data in near real-time for all your seeding, application and yield activities. Included: topographic, weather, equipment, or prescriptions information.
- **Reporting:** capture all of your critical farming information on the go or directly from your equipment. Plan upcoming activities, manage logistics, share data with your trusted advisors and make informed decisions.
- **Usability:** Keeping track of everything going on in your operation has never been easier. Whether you're on the road, in the field or at the office, the intuitive user interface keeps you informed.



FLEET MANAGEMENT

TRACK, MONITOR & MANAGE YOUR ENTIRE FLEET

Efficiently track your equipment's location & view machine parameters in real time

MANAGE YOUR PRODUCTIVITY

When all your equipment operates efficiently with little to no idle time, you have the peace of mind that comes with working smarter and knowing that you're doing all you can to make the most of each growing season.

- **Fleet overview:** access key information with detailed performance values for each machine by vehicle type. The map overview allows visualisation of connected equipment to more efficiently execute in-field operations and coordinate the fleet.
- **Vehicle details page:** access recent machine operations and get a 7 day report of the vehicle status by hours and fuel usage.
- **Fault history and notifications:** view and filter the faults shown to the operator on the in-cab displays. Configure and setup notifications such as vehicle speeds, oil temperature, engine load or fuel level and receive them via web or via text messages.



DATA MANAGEMENT

CONNECT AND SHARE DATA

Securely share your farm data with trusted partners, anytime, anywhere

MANAGE YOUR DATA EXCHANGE

Seamlessly manage, share and move data — all while ensuring you stay in complete control with your preferred trusted business partners.

- **Secure data sharing:** Securely share selected data with trusted partners while keeping complete control on who can access each piece of generated data.
- **Third-party partners:** wirelessly transfer two-way data between AFS Connect and trusted third-party suppliers (AgDNA, Cropio, Farmers Edge™, Trimble® Ag Software, Climate Field View...) to make the most of agronomic data and drive daily management decisions.
- **Solutions for mixed fleets:** Case IH customers benefit from a comprehensive solution for sharing data thanks to two recent partnerships:
 - DataConnect is a new cloud-to-cloud interface, in partnership with CLAAS, 365FarmNet, John Deere and New Holland. Mixed-brand fleets owners can look forward to easier data exchange and management without compatibility issues.

- With the universal data transfer hub Agrirouter (including many other tractor and implement brands like AGCO, SDF, Krone, Pöttinger, Lemken, Kuhn, etc., list available at <https://my-agrirouter.com/en/agrirouter/brands/>) to help ensure compatibility of tractor and implement data management systems.



MACHINE OF THE YEAR
Euronews 2020 traction





BE A FARMER.

We take care of the rest

The Case IH commitment is to be there for owners when they need aftersales advice. That's why we have put together a comprehensive service package for our customers. We build on a strong local network in order to be there as quickly as possible in an emergency, and offer you a comprehensive customer service program.

These services range from technical support, advice regarding AFS questions, pending service checks, and organisation and provision of the right spare parts, through to the correct financing of your Case IH product. Everything tailored to your needs and our products – just as services should be.



DAILY CHECKS AND MAINTENANCE

Don't lose precious time – be in the field within 20 minutes

With a design that's centred around fewer moving parts than on any other combine, you can get going while others are still in the yard. Daily service points are simple to access via easy-to-raise side panels and the trademark Axial-Flow® spacious rear engine deck.

DAILY INSPECTION IS EASY

All inspection points are accessed from ground level, or a conveniently placed step. Side shields fold upwards, providing protection against weather elements and the sun. The engine and grain tank are accessed conveniently from a foldable ladder giving access to a large service deck. An optional on-board airline means there is no need for a separate compressor to clean down the machine. Once the day is over, thoughtful touches include a large water bottle and dustproof toolbox to secure away valuable items plus an optional hand wash station.



BENEFITS

- Simple servicing and daily checks means more time spent harvesting.
- Easy access to the concaves and rotor allows quick servicing or repairs.
- Spacious access to the engine and cooling system for quick and safe daily maintenance.
- Benefit from more productive time in the field.
- Convenient access with fewer belts and chains to adjust and maintain.
- Tool box and battery box position allows an easy access to the concave area



SERVICE TEAM.

Be a farmer. We take care of the rest.

The Case IH **SERVICETEAM**, a strong dealer network backed up by local Case IH market teams, industry-leading Case IH support tools, modern training methods, best-in-class spare parts support and logistics performance, providing Case IH customers with an excellent all-encompassing after-sales service, keeping customers farming!

GENUINEPARTS

WE KEEP YOUR EQUIPMENT RUNNING.

Your local Case IH dealer and our dedicated 24/7 parts call centre technicians and their logistics colleagues are all part of the Case IH ServiceTeam network. They're highly trained to give you expert advice and solve problems, ensuring the correct, genuine Case IH parts are located and dispatched right away, reaching you next day or sooner to keep your machine in top condition.



MAXSERVICE

AROUND THE CLOCK. AROUND THE COUNTRY.

When you're working around the clock, MaxService ensures you're never alone. It's a dedicated helpline that connects you to the Case IH ServiceTeam 24/7. Call technicians at your local dealer are ready to assist with technical advice, software solutions and genuine parts ordering. At peak season, we can keep you farming with breakdown assistance.



OPTIMAL FINANCING SOLUTION FOR EVERY INVESTMENT.

CNH Industrial Capital is the Case IH finance provider. Our staff are finance experts with many years of experience in farming. Not only are we familiar with the market and Case IH products, but we also understand the individual needs of your farm. This is why we can always create new finance solutions for new investments which are specially tailored to your operating requirements, because our ultimate goal is to increase your return on investment!



SUSTAINABILITY

It's part of everything we do



REDUCE THE CONSUMPTION OF RESOURCES BY MOVING FROM FOSSIL FUELS TO A **RENEWABLE ENERGY SYSTEM**



INCREASE AGRICULTURAL PRODUCTIVITY TO **IMPROVE FOOD** AVAILABILITY



REDUCE **ENVIRONMENTAL IMPACT** AND OPTIMIZE **ENERGY CONSUMPTION** IN ALL COMPANY PROCESSES



INCREASE OPPORTUNITIES FOR EXCHANGING **IDEAS** AND **GOOD PRACTICES** WITH ALL **STAKEHOLDERS**

Case IH is part of CNH Industrial, one of the world's largest capital goods companies. It has a firm focus on its environmental responsibilities, and has been a seven-time leader in the Dow Jones Sustainability Index. Within the CNH Industrial group:

- 91% of waste is recovered
- 27.5% of water used is recycled and
- 56% of electricity used is from renewable sources.

Being a global leader in capital goods carries great responsibilities, which means that we must be accountable for every global activity we perform. Our responsibility does not stop at the factory gate, and we have made great efforts to be proactive when it comes to the broader global issues surrounding sustainability. Over the years, our work in research and development has been geared towards ensuring that our products continue to achieve increasingly high standards in

terms of safety and eco-compatibility. Rather than limiting customers to a choice between low operating costs and eco-efficiency, our strategy is to offer products that deliver both.

By providing innovative products and solutions that abide by environmentally responsible operating practices, Case IH is doing its part to address global issues such as climate change. Today's companies face complex and interconnected challenges that demand an ever-evolving approach to sustainability, a scenario that Case IH believes is an important driver in creating long-term value for all its stakeholders, which is a core objective of the brand.

At Case IH, our engineers are focused on producing machines that not only work on the land, but work with it too.

THE SUSTAINABILITY GROWTH DRIVERS ARE:

- Necessity to feed an increasing population
- Importance of soil protection for future generations
- Growing sustainable farming solutions
- Increasing public awareness
- Fostering people engagement



MODELS	Axial-Flow® 5150	Axial-Flow® 6150	Axial-Flow® 7150
HEADERS			
Case IH fixed/variable knife headers (2030/3050 range), draper headers (3152 range), flexheaders (3020 range) working widths (m):	4.9 / 5.5 / 6.1 / 6.7	4.9 / 5.5 / 6.1 / 6.7 / 7.6 / 8.5	4.9 / 5.5 / 6.1 / 6.7 / 7.6 / 8.5 / 9.1
Corn header 4400 range rigid/foldable:	6 row chopping corn heads	6 and 8 row chopping corn headers	
Pickup headers 3016 range working width (m):	3.7 / 4.6		
THRESHING / SEPARATING			
Rotor drive type	Variable belt with 3-speed transmission		
Rotor speed range (rpm)	250 - 1,150 (3 ranges)		
Rotor diameter and length (mm)	762 / 2,794		
Total separation area (m ²)	2.78		
Threshing / separating modules wrap angle (°)	156 / 133		
Number of threshing / separation modules	6 / 3		
CLEANING SYSTEM			
3 steps cleaning system / Cross Flow Cleaning system (for hillside harvesting)	• / ◦		
Total sieve area under wind control (m ²)	6.7		
CLEANING FAN			
Fan speed range (rpm)	450 to 1,250		
RETURN SYSTEM			
Tailings return type	To rotor		
GRAIN TANK / UNLOADING			
In-cab control of grain tank covers	•		
Grain tank capacity (l)	8,800	10,570	
Unloading rate (l/s)	113		
Unloading auger effective length, measured from middle of combine to tip of unloading auger (standard/option) (m)	5.8 / 6.7		
STRAW CHOPPER & SPREADER			
Straw chopper / beater	Integral flail-type straw chopper		
Number of knives: chopper/counterbar	52 / 32		
Spreader type	dual horizontal spreaders and foldable windrow chute		

MODELS	Axial-Flow® 5150	Axial-Flow® 6150	Axial-Flow® 7150
ENGINE ¹⁾			
Type / Capacity (cm ³) / Emission stage	6 cylinder, turbo, aftercooler / 6,700 / Stage V		6 cylinder, turbo, aftercooler / 8,700 / Stage V
Max. power ECE R120 at 2000 rpm (kW/hp(cv))	230 / 312	295 / 400	338 / 460
Fuel tank, diesel/urea (l)	950 / 166	950 / 166	950 / 166
TRACTION			
Transmission	Hi / Lo hydrostatic drive, 2 speed ranges in transmission		
Heavy duty adjustable steering axle	•		
Final drive type	bull gear		
Powered rear axle	○		
OPERATOR CAB			
“Comfort” cab: new seat positioning for added leg room, instructor seat, narrow adjustable steering console, rearranged right hand console and switches in cab, new Multifunction handle, large openable graintank window, right hand emergency exit	•		
“Luxury” cab (Comfort cab, plus: Elec.mirrors, sunshades, leather steering wheel, removable cool box, added storage space, semi-active leather seat option, added trim)	•		
ADVANCED FARMING SYSTEMS (AFS)			
Yield & moisture monitoring / mapping	○		
AFS Precision Farming ready and Guidance ready	○		
TYRES			
Traction tyres	800 / 65R32 LI172A8 R1W; IF800 / 65R32 LI178A8; 900 / 60R32 176A8 R1W		
Steering tyres	460 / 70R24 152A8 R4; 500 / 85R24 165A8 / 177A8 R1W; VF520 / 80R26 165A8 R1W; 600 / 65R28 154A8 R1W		
DIMENSION (APPROXIMATE)			
Length / Width /Height (m)	8,7 / 3,3 - 3,94 / 4,0		


¹⁾ ECE R-120 correspond to ISO TR14396 ²⁾ FPT Industrial engine • Standard ○ Optional

CASE IH Axial-Flow® 150 series brochure – 11/2019
Cod. 19C2056COMINB
Printed in AUSTRIA

WWW.CASEIH.COM

CNH Industrial Österreich GmbH
Steyrer Straße 32, A-4300 St. Valentin – Austria

Free phone: 00 800 22 73 44 00

 Safety never hurts! Always read the Operator's Manual before working with any equipment. Inspect equipment before using it, and be sure it is operating properly. Follow the product safety signs, and use any safety features provided. This literature has been published for worldwide circulation. The standard and optional equipment and the availability of individual models may vary from one country to the next. Case IH reserves the right to undertake modifications without prior notice to the design and technical equipment at all times without this resulting in any obligation whatsoever to make such modifications to units already sold. Whilst every effort is made to ensure that the specifications, descriptions and illustrations in this brochure are correct at the time of going to press, these are also subject to change without prior notice. Illustrations may show optional equipment or may not show all standard equipment. Case IH recommends **AGCELA** lubricants.



CASE IH
AGRICULTURE
FOR THOSE WHO DEMAND MORE