



GENUINE FLOOR MATS & SEAT COVERS

COMFORT AND PROTECTION

CASE IH MAKES THE DIFFERENCE.
LET'S SEE HOW.

GENUINEPARTS
HIGH PERFORMANCE

CASE IH

The key role of floor mats & seat covers.

A good cabin environment is an essential component in ensuring a comfortable drive. Covers should fit perfectly to the shape of the seat, adding extra comfort and protection. Genuine floor mats also help towards a **safe drive** by ensuring firm contact of your feet when it comes to braking or unpredicted shocks. **Protecting your seat and floor** against dirt, moisture and water facilitates the cab maintenance and cleaning and allows the **preservation of the machines second hand value**.

THE DIFFERENT FLOOR MATS

The floor mats are tailor made: you can choose between a “velvet” and a rubber solution.

VELVET



RUBBER



The range coverage is continuously increased: ask your local CASE IH dealer to advise on the recommended floor mat needed for your cab.

THE DIFFERENT SEAT COVERS

The best protection for your seat in two solutions: Airco range (fabric) and Simileo range (synthetic leather).

AIRCO DRIVER/PASSENGER



SIMILEO DRIVER/PASSENGER



The range coverage is continuously increased: ask your local CASE IH dealer to advise on the recommended seat cover needed for your driver or passenger seat.

Why choose Genuine CASE IH floor mats & seat covers?

A GUARANTEE OF QUALITY

CASE IH genuine seat covers and floor mats are handmade in France and Europe and guarantee high quality. Last improvement: we have created a seat cover with a removable thread to allow buttonholes for seats with heating and cooling options. This eliminates the need for manual cutting, risk of error, ensuring a clean finish.

RESISTANCE TO AGGRESSIVE ENVIRONMENTS

Made to resist UV and temperature extremes, seat covers and floor mats are strengthened on the most exposed zones during driving and boarding the machine. For the most dirty environment the rubber floor mat and synthetic seat cover are the perfect option. But all floor mats can be high pressure washed, not only the rubber ones

RELIABILITY

All the CASE IH genuine seat covers and floor mats are tailor made and fit perfectly to the cab. Each item passes severe quality controls before its packaging and is numbered. Every single code corresponds to the seamstress who produced it and will check it in case of default.



GENUINE FLOOR MATS. QUALITY THAT REWARDS.



Genuine CASE IH floor mats

GENUINE SURFACE MASS OF THE VELVET FLOOR MAT IS INCREASED BY +11,8% COMPARED WITH EXISTING CARPET SOLUTION. THIS IS MORE THAN 40% VS MAIN OTHER SOLUTIONS ON THE MARKET.

THE RUBBER IS A NATUREL RUBBER, **PROOF OF CHEMICAL AND MECHANICAL RESISTANCE.**



Cheap and universal floor mats

THEY WILL NOT ADAPT PERFECTLY TO YOUR FLOOR
ESPECIALLY IF YOU BUY THE ONES SOLD METER BY METER.

YOU WILL BE ABLE TO CUT THEM BY HAND AFTER ONE YEAR BECAUSE OF THE **BAD QUALITY**, ESPECIALLY FOR THE RUBBER FLOOR MATS.

THEY WILL WEAR OUT QUICKLY.

GENUINE SEAT COVERS. QUALITY THAT REWARDS.



Genuine CASE IH seat covers

EACH SEAT COVER HAS BEEN DEVELOPPED ESPECIALLY FOR EACH SEAT.

THEY **LOOK SMART.**

THEY ALLOW YOU A **COMFORTABLE DRIVE.**



Cheap and universal seat covers



THEY CAN BE **DANGEROUS** IF YOUR LEGS ARE SLIDING WHILE YOU ARE WORKING.

IT WILL **DAMAGE YOUR SEAT QUICKER** THAN WITHOUT SEAT COVER BECAUSE OF THE FRICTION OF THE SEAT COVER.



Recommendations for use.

HOW TO KEEP YOUR **FLOOR MATS** IN GOOD CONDITION?

RECOMMENDATIONS		RISKS
	Regularly check the condition of your floor mat.	Can lead to dangerous driving as the foot may get stuck or may slide.
	Clean your floor mat, it can be cleaned with high-pressure cleaner. (velvet mat also)	Signs of wear on the floor will appear quicker.



IF YOU USE FLOOR MATS



**YOU PRESERVE THE VALUE
OF YOUR FLOOR,
YOUR TRACTOR
AND YOUR COMFORT!**

IF YOU DON'T USE FLOOR MATS






YOUR FLOOR WILL BE WEAR OUT QUICKER.

YOU WILL LOOSE COMFORT
DURING DRIVING.

YOUR TRACTOR CAN LOOSE VALUE ON
THE SECOND HAND MARKET.




HOW TO KEEP YOUR **SEAT COVERS** IN GOOD CONDITION?

RECOMMENDATIONS		RISKS
	Have your seat covers fitted by your local dealer as all elements of the seat will need to be removed before installation.	Uncomfortable driving.
	Check regularly the conditions of your seat cover (holes).	It will not protect your seat.
	Clean your seat cover, it can be washed at 30° in machine - not dryer - (for the synthetic leather one, with a sponge in the cab is enough).	Signs of wear will appear quickly.



IF YOU USE SEAT COVERS



YOU PRESERVE THE VALUE OF YOUR SEAT, YOUR TRACTOR AND YOUR BACK!

IF YOU DON'T USE SEAT COVERS



THE FOAM OF THE SEAT WILL DAMAGE QUICKLY.

YOU WILL LOOSE COMFORT DURING DRIVING.

YOUR TRACTOR CAN LOOSE VALUE ON THE SECOND HAND MAKET.




GOOD INSTALLATION VS BAD INSTALLATION

A seat cover can be installed in 30 min, is quite easy but it has to be done perfectly.



HOW TO PERFECTLY INSTALL A SEAT COVER?

1. FIRST, THE SEAT'S COMPONENTS (CUSHION, BACKREST, ETC.) HAVE TO BE DISMANTELED.



2. THEN THE SEAT COVERS' PARTS HAVE TO BE LAYED ON THE BACK AND THEN ROLLED OUT AND LINKED TOGETHER WITH THE SMALL CLIPS.



3. TO FINISH, PUT BACK THE SEAT'S ELEMENTS.



At any time, easily and safely
from the CASE IH web shop

