

T7 Long Wheelbase

with PLM Intelligence™

PLM
NEW HOLLAND INTELLIGENCE



 **NEW HOLLAND**

More power. More comfort. More choice. Same compact dimensions.

The new four model T7 Long Wheelbase with PLM Intelligence™ range is packed with even more features and is bristling with upgrades. An all-new, super spacious Horizon™ Ultra cab. Even bigger 2.05m tyres. An all new, range topping 300hp model. New axles, upgraded Auto Command™ transmission with reliability and simplicity in mind. Improve your Performance Density with the new generation of T7 Long Wheelbase.





Welcome to the world of intelligent farming with the new T7 Long Wheelbase with PLM Intelligence™ technology

The new T7 Long Wheelbase with PLM Intelligence™ tractor series builds on the legacy of its acclaimed T7 tractor family, expanding and reinforcing all the critical areas that determine the success of modern agricultural operations, to deliver the all-round top performance and comfort levels demanded by today's largest contractors and arable farmers.

Ergonomics	04
Expansive	10
Accessible	16
Intelligence	22
Energy	28
Endurance	34
Assistance	41
Efficiency	42

An ideal package choice for your operation

The new T7 Long Wheelbase with PLM Intelligence can be specified in either the Deluxe package for increased comfort and cutting-edge technologies or the Elite package offering the ultimate in efficiency and automation with a selection of the most innovative features. A further option for the Elite package is the luxury Blue Power version with its distinctive metallic midnight blue paint and exclusive branding.

Ergonomics

At just 66dBA, welcome to the quietest tractor cab





Ergonomics

New Horizon™ Ultra Cab environment

The new Horizon™ Ultra cab has not become the quietest tractor cab in the industry by accident. From the start of the project protecting the driver from the external environment was centre of our engineers attention.

Noise

66dBA is an impressive value made possible by the new robotically welded cab frame and how it's isolated from the tractor's driveline. Noise quality has also been targeted resulting in upgrades to transmission components.

Climate

Providing the operator with a climate control system with the ability to cope with rapid cool down requests resulted in a new system with a 35% increase in capacity. Effortlessly controlled from the SideWinder™ Ultra armrest and with multiple zones directing air around the cab.

Vibration

Isolating the driver from the daily rigours of working on fields and tracks is taken care of with the Terraglide™ front axle suspension, either mechanical Comfort Ride™ or electro hydraulic Semi-Active Comfort Ride™ cab suspension and finally the most comprehensive selection of driver's seats.

Entertainment

With the exceptionally low noise level the driver can make the most of listening to media through a 4 speaker audio system. The optional Sub woofer adds that extra power while the inbuilt handsfree and Bluetooth can handle the phone calls.





Ergonomics





Climate control

Twin blower fans can deliver up to 650m³ of air for very rapid cool down times, while 5 selectable zones allows the air to be directed around the driver. All controlled from the armrest keypad or IntelliView™ 12 monitor. Heated mirrors, front and rear screens can be all linked to the single demist button.



Media

The DAB radio can stream media from a tablet or phone over Bluetooth and also relays your telephone calls. A media keypad area on the armrest provide full control of connected devices.

Front axle suspension

The advanced Terraglide™ semi active suspension receives multiple inputs to deliver the best tractor stability. Acceleration rate, brake use, an accelerometer on the chassis, and even the implement weight, all contribute to the control of the suspension. The driver can customise the suspension, choosing between 3 levels of ride control.

Cab suspension

The optional electro hydraulic Semi-Active Comfort Ride™ allows the cab and driver to be really isolated from the movements of the chassis. The actively controlled electro-hydraulic self leveling suspension has a sensor on the cab frame as well as monitoring acceleration and deceleration rates. 2 levels of ride can be selected to customise the suspension if required.

Seat choice

The comprehensive choice of seats available allows the driver to select the level of technology they require. The Auto Comfort™ seat includes a cooling moisture extraction system and multi stage heating.



Expansive

New, more space with increased visibility





NEW HOLLAND

IntelliView™ 12 Display

Blue Power PLM

Blue
POWER

Blue
POWER

NEW HOLLAND

Expansive

New Horizon™ Ultra cab

The original Horizon™ 4 pillar cab set new benchmarks in the industry when it was launched. This new Horizon™ Ultra cab design is all about space. Creating more space for the operator internally with an enlarged frame. More storage space with integrated and open areas and a clearer vision of the space around the tractor with more glass area and uncluttered surfaces.

+ 7.5%
cab volume

+ 11%
glass area

+ 33%
wider cab entry

+ 14%
larger door

It's not just a larger physical cab, the feeling of space is enhanced by clever design of the frame and cab trim:

- > Wheel arches are lowered to make the cab feel more open
- > The front screen has a curved upper beam to enhance the forward view
- > At the rear the window is lengthened for an even better view of the implement
- > The driver's head is further away from the front and rear screens
- > Storage areas are integrated, there's nothing encroaching into the driver's space
- > Cab trim is smooth and uncluttered, there's no exposed fixings. Very automotive





Expansive





It's the detail that counts

Driver convenience is everywhere you look inside the Horizon™ Ultra Cab.

Ease of access

The wide steps, wide door threshold and in built grab handle make entering the cab simple and safe. Egress and ingress lighting can illuminate your path to and from the tractor at night.

Storage areas and solutions


Carry on luggage can be accommodated in the open area behind the seat, while a 20 litre cooled compartment is integrated beneath the passenger seat. A covered area is found behind the passenger seat, while on the right are open storage trays and a netted storage bin is located in the roof bezel.

Multiple power locations and options

The main connection panel, located in the right rear corner of the cab, contains isobus, camera and power connectors. Multiple usb charging points, dc power output and additional power sockets are logically located around the cab. For example, by the foot throttle is a 12C output, to power the optional carryout cool box.

Clear surfaces

Surfaces are smooth, de-cluttered and textured to accommodate easy cleaning.



Accessible

New SideWinder™ Ultra armrest for ergonomic intuitive operation





HOLLAND

IntelliView™ 12 Display

Blueliner PLM

ISO 11783 Compliant
Copyright © 2011 John Deere. All rights reserved.

Accessible

New SideWinder™ Ultra armrest

The 25 year evolution of the SideWinder™ continues. The new SideWinder Ultra armrest with fully configurable controls delivers a true jump on and drive experience, thanks to sophisticated features that are easy and intuitive to access and use. Throttle, transmission, hydraulics, draft, autoguidance. Everything you need to control is intuitively selected and ready to deliver.

Fully Adjustable Position

The SideWinder™ Ultra armrest can be adjusted to suit any driver. Two levers adjust both the height and fore-aft position for enhanced ergonomic operation, whilst the elbow pad has two positions depending on the task.

Simple One Press Access

Direct access to tractor control menus on the IntelliView™ 12 monitor come with dedicated short cut buttons. Nothing is easier or faster to make adjustments.

Fully Customisable Buttons

Up to ten buttons, located in strategic positions around the armrest and on the CommandGrip™, can be personalised and configured to suit both the task in hand and the specific preferences of the operator. The buttons can even be assigned to control an ISOBUS implement.

Commandgrip™ Multi Function Handle

The CommandGrip™ incorporates a force base logic for controlling tractor speed on Auto Command™ models. The further its pushed the faster the rate of acceleration, simple but precise control.

Once the tractor speed is adjusted the CommandGrip returns to its most ergonomic position. Controls for headland turning, autoguidance engagement, remote valves, three point linkage and an emergency stop also feature.





Accessible





Logically grouped controls

Three point linkage mouse

Control of the front and rear linkage under the palm of your hand.

Modular choice

Choose an advanced joystick to control up to six remote valves, or two additional remote valve paddles, or a storage pocket.

Engine controls

Located and colour coded around the hand throttle are the Engine Speed Management controls. Set two engine speeds and then toggle between them using the CommandGrip™.

Main controls

In the centre of the SideWinder™ Ultra are key controls such as the four wheel drive and differential locks, work lights and short cut buttons to take you directly to any tractor setting screens.

Configurable remote levers

A row of 5 finger tip operated remote valve levers are configurable to any valve on the tractor. Innovative LED colour coding clearly identifies the valve under control.

PTO controls

Grouped for safe and logical control.

Three point linkage limits

Towards the rear on the right side of the armrest are the three point hitch limit settings and four configurable controls that can be assigned for example to a rear hydraulic top link. Controls located to be easily adjusted while you're looking rearwards to the implement.



Intelligence

Efficiency-boosting PLM Intelligence™ managed through the IntelliView™ 12 monitor





Intelligence

New PLM Intelligence™ and New IntelliView™ 12 Monitor

Intelligent Monitors For Intelligent Agriculture

The new IntelliView™ 12 monitor delivers a whole host of machine benefits at your fingertips. With tablet-like navigation the 12" model with its sleek, automotive 'dash' styling, intuitive display and modern design, will become the benchmark of the future.

Fully Customisable Screen Layout

Choose what you want to show on configurable areas of the screen. Set up Run screens depending upon the task and what you wish to monitor. Stretch and zoom in the field map displays.

Infoview™ Or Centreview™ Instrument Display

Crystal clear display, either conventionally InfoView™ console mounted or CentreView™ mounted within the steering wheel for an unobstructed line of sight. All the key tractor information always clearly on show in front of the driver.

Intelliturn™ End Of Row Turns

Automate the steering during a headland turn, intelligently selecting the optimum turnaround route to minimising time and headland compaction. IntelliTurn can also be combined with HTS II to further assist headland turns.

Integrated Large Square Baler Control

Leveraging New Holland BigBaler technology and New Holland Tractor innovation the award-winning feature optimises the interaction between the T7 Long Wheelbase and baler to improve performance and operator comfort.

- > Reduces cab movement
- > Reduces engine speed variation
- > Reduces fuel consumption over baling cycle

Cab Movement
System off
System on



PTO speed
System off
System on





Intelligence

All Round Smartness

Customsteer™ Variable Ratio Steering

To reduce the steering input when turning in the field or yard, CustomSteer can adjust the steering ratio, reducing the number of turns to obtain full lock. You can even set a different ratio in reverse for backing trailers.

Headland Turn Sequencing II

The burden to multi task at a headland turn is eased with the HTS II control. Complete turns can be recorded live or created manually on the IntelliView™ 12 monitor. An edit function allows any fine tuning of the program if required.

Smart Fender controls

For additional safety and convenience the rear fender controls can now include an engine Stop function, the ability to switch between stored engine speeds and a hydraulic control that's configurable to any service.

Starter Button and Immobiliser

A remote key fob unlocks the tractor door as you approach, also turning on the cab lights at night. No need for a key, as long as the fob is within the cab just press the starter button to fire the T7 Long Wheelbase into life.

Camera Monitoring

Up to four cameras can be connected to the tractor, including a wireless camera option. This wireless option allows the driver to see the view from an off board camera, looking down from a harvester into your trailer while unloading for example.

For safe exit from enclosed areas a 170 degree nose camera lets the driver see if the coast is clear before moving. Safety first with the T7 Long Wheelbase with PLM Intelligence™.





BWT20

RICHARD
WESTERN

NEW HOLLAND

NEW HOLLAND

Energy

FPT Industrial ECOBlue™ HI-eSCR 2 Stage V
NEF engine with up to 300hp

Increased tractive effort and carrying capacity





The 6.7 litre FPT Industrial NEF engine

The FPT Industrial NEF engine features ECOBlue™ HI-eSCR 2 technology for Stage V compliance. It delivers up to a massive 300hp whilst maintaining impressive fuel efficiency, with maximum torque available at a mere 1300rpm.

Efficient emissions

Management of exhaust emissions is taken care of outside of the engine's combustion chamber. With no internal gas recirculation nor diesel particulate filters, the engine is left to do what it does best. Produce as much power using the minimal amount of fuel.

Responsive Performance

Variable geometry turbo technology ensures responsive performance, by maintaining a maximum 1249Nm of torque across a 500rpm engine range. So when load increases the T7 Long Wheelbase punches above its weight.

Impressive Cooling

For uncompromised performance, the new T7.300 features a dedicated cooling system, packaged within the same engine hood to maintain the tractor's compact dimensions.

Exhaust Brake adding stopping power

A feature typically found on a commercial vehicle, this T7 Long Wheelbase option can significantly raise the braking capacity available while descending gradients. On the T7.300 the variable pitch turbocharger is adjusted to generate more pressure, significantly increasing the braking effect.


Intelligent Trailer Brake System

This award winning system will automatically apply any trailed implements pneumatic brakes when the tractor is decelerated by engine and transmission braking force alone. The tractor won't be pushed by a heavy loaded trailer for example, improving stability when slowing especially on low friction surfaces.





Sustainable Efficient Technology




ECBlue

HI-eSCR2

Energy





The transmission of power

Power is one thing, harnessing and transmitting that power efficiently is key to tractor performance. The latest T7 Long Wheelbase features a new front axle, upgrades to the rear axle and to the proven and efficient Auto Command™ CVT transmission.

4 Range Auto Command™ Transmission

Transferring the high torque of the engine to the ground is the job of Auto Command CVT. With seamless shifting between four mechanical ranges your working speed is always close to a mechanical drive point for the best efficiency.

4 Speed Rear PTO

The T7 Long Wheelbase is a multi tasking tractor. For those lighter duties there's a 4 speed rear PTO where economy modes reduce noise, wear and fuel usage. Engine and transmission settings can be customised to dictate the degree of PTO speed variation allowable under load.

High Flow Remote Valves

New electro hydraulic remote valves are capable delivering up to 140 lpm of oil through a single valve. Rapid trailer tipping ensures a faster return to the field.

Large Diameter Tyres

With tyres up to 2.05m diameter the T7 Long Wheelbase has little trouble transmitting all of its torque down to the ground and offering a large footprint for reduced soil compaction. An upgraded drive to the front axle adds durability with the greater tractive loads coming from the higher power and larger tyres.

Higher carrying capacity

Optional on the T7.260 and T7.270, standard on the T7.300, new axles provide up to 12.5% greater carrying capacity, suited to larger implements or front end loaders. An option to increase the overall Gross Vehicle Weight is also available, adding engine side rails.



Endurance

Longer up-time, greater durability





Endurance

50% longer service intervals than competition

Thanks to HI-eSCR 2 technology, the T7 Long Wheelbase can operate with the industry leading service interval of 750 hours. Transmission service intervals are aligned to 1,500 hours.

Improved Field Autonomy

The new 465 litre fuel tank is 18% larger to match the T7.300 performance and for a longer time between refuelling, meaning you spend more time in the field without the need to stop for refuelling.

Long Term Durability

A key focus for the new T7 Long Wheelbase was to enhance its long term durability, reducing the overall cost of ownership. An example is that the new hydraulic and electrical systems have 30% less connections. Fewer connections mean less potential issues in the product life cycle.

Enhanced Service Routine

The new T7 Long Wheelbase reduces the time and cost to carry out regular servicing not just by the long service intervals. All engine filters are easily accessed, the cab has just a single filter, it takes less hours to service. Less down time.





Endurance





24 LED lights for 24-hour working

The T7 Long Wheelbase has an impressive 45,600 lumens of lighting power available, but it's not just more light bolted on. A pair of the rear cab corner lights are long range lights to pick out the extremity of a wide implement at night, while similar lights are positioned over the hood to illuminate down the field.

Two configurable memories can have any lights assigned to them to quickly switch light patterns, from left to right for example when along side a Combine or Forager.

Led Road Lights

LED driving lights add clarity to the darkest road, either hood located or the high level option. Clever switching of the high and low beam can be assigned to a configurable button on the CommandGrip™ multi function handle leaving the driver to keep focus on the road.

Reversing Lights

Thinking safety again, the rear fender worklights double up as reversing lights, automatically illuminating when reverse is selected.

Dusk Sensor

A sensor will automatically turn on the tractor's road lights as darkness falls.





ASSISTANCE

REMAN PARTS

Choosing the Reman range means embracing our circular product lifecycle approach with the certainty that the components fitted to your machine will be as efficient as new. Thanks to the unrivalled know-how acquired over the last decades, New Holland is the ideal partner for such a complex and sophisticated industrial process, sustainably remanufacturing the essential components of your machine to the highest standards, guaranteeing as good as new quality at an affordable price.”

GENUINE PARTS

New Holland knows how important it is to minimise machine downtime and get back quickly to your farming. New Holland parts logistics is organised in order to ensure error-free and rapid parts distribution. An efficient integrated stock management system allow to our six strategically positioned European Depots excellent performance 24/7.



Efficiency

FieldOps™ Telematics

FieldOps™, Connectivity included as standard

FieldOps™ enables you to connect to your T7 Long Wheelbase from the comfort of your office through the utilisation of the mobile network. You can stay in touch with your machines at all times, and you can even send and receive real-time information that saves time and enhances productivity. The FieldOps™ package offers full machine monitoring and control. In short, FieldOps™ will help you to reduce your fuel bills and improve fleet management and security in one simple package.

Advanced support

When you're operating a tractor that measures productivity and precision in seconds and millimeters, you have no patience for "downtime". With FieldOps™ you can stay in touch with your machines at all times, from anywhere. We have incorporated remote connectivity to provide New Holland Remote Assistance, advanced diagnostics, IntelliView™ Connect remote Display Viewing and software updates.

Customer-to-Vehicle Connectivity

Allows you to run your farm business from the cab, the farm office or the other side of the world.

Dealer-to-Vehicle Connectivity

Helps you minimise downtime with proactive support, remote monitoring and diagnostics and in-field software updates.

Advisor-to-Vehicle Connectivity

Let's you stay in touch with, agronomists and other experts to improve decision-making on the move.

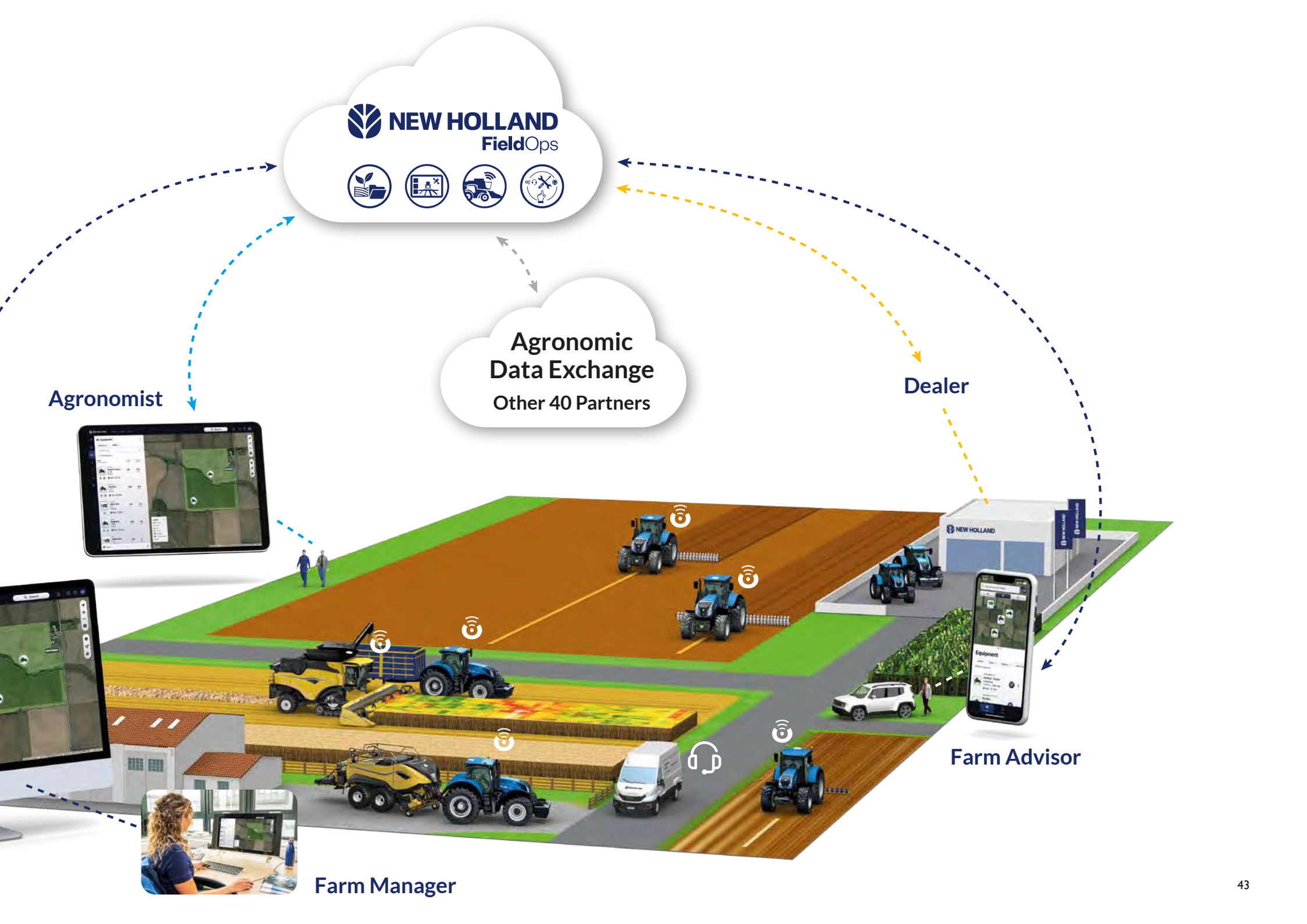
Customer Data

Dealer Data

3rd party (customer granted access)

Cross platform Data sharing





NEW HOLLAND
FieldOps



**Agronomic
Data Exchange**
Other 40 Partners

Agronomist

Dealer

Farm Advisor

Farm Manager

Efficiency



Telematics

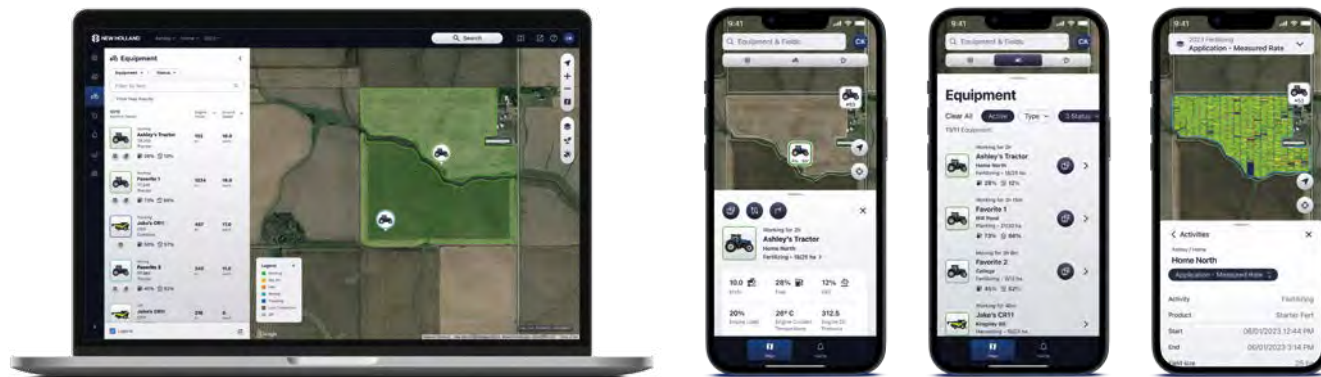
FieldOps™ is New Holland's all-in-one farm data management mobile and web app. It houses all your machine health and agronomic data in one place, giving you one easy-to-use platform for all your machines and fields. Monitor your entire operation in real-time, maximising every minute to be more efficient.

Real time data recording and sharing

The Farm tab on the FieldOps™ portal is where you can analyse all field data. This information is recorded in real time by your tractor during operation and can be transferred using a USB stick as standard. Users of the FieldOps™ package will be able to transfer this data wirelessly via file transfer to enable seamless analysis of field operations.

FieldOps™ Digital Farming

The FieldOps™ portal and app enable you to register and manage your equipment, access dedicated documents, training and services, and on-hand support, including Uptime Support, in one place. With FieldOps™ you can access the FieldOps™ Telematics portal for real-time fleet and machine visibility, analyse agronomic data through file sharing, together with productivity boosting services. As part of the Telematics package, the FieldOps™ allows for remotes screen viewing.





T7 Models

T7.245

T7.260

T7.270

T7.300

New Holland engine*		Nef	Nef	Nef	Nef
No. of cylinders / Aspiration / Valves		6 / T / 4		6 / WT / 4	6 / eVGT / 4
Stage V ECOBlue™ HI-eSCR 2 system (Selective Catalytic Reduction)		●	●	●	●
Approved for HVO / Biodiesel blend**				● / B7	
Capacity	(cm ³)			6728	
Max. horsepower - ISO TR14396 - ECE R120	[kW/hp(CV)]	162/220	177/240	191/260	205/280
Max. EPM horsepower - ISO TR14396 - ECE R120	[kW/hp(CV)]	180/245	191/260	198/270	222/300
Rated engine speed	(rpm)			2200	
Max. EPM torque - ISO TR14396	(Nm@rpm)	1035@1500	1100@1500	1160@1500	1249@1300
Reversible fan				○	
Exhaust brake				○	
Diesel tank capacity	(Litres)			465	
AdBlue tank capacity	(Litres)			54	
Service interval	(hours)			750	
Auto Command™ Continuously Variable Transmission					
Preset and Custom transmission aggressiveness settings				●	
Active StopStart function				●	
Force base propulsion control				●	
Auto Command™ Continuously Variable Transmission (40kph ECO)				●	
Min. speed / Max. speed	(kph)			0.03 / 40 @ 1300rpm	
Auto Command™ Continuously Variable Transmission (50kph ECO)				○	
Min. speed / Max. speed	(kph)			0.03 / 50 @ 1600rpm	
Axles					
4WD front axle (Standard/ High Capacity***)			● / ○		- / ●
Terraglide™ front axle suspension				●	
Steering angle	(°)			55	
CustomSteer™ system				○	
Rear axle (Standard/ High Capacity***)		● / -		- / ●	- / ●
Turning radius	(mm)			6100	
Hydraulics					
Closed Centre Load Sensing (CCLS)				●	
Auto Command - Main pump flow	L/min			170	
Remote valves					
Max. no. rear valves (140lpm max. flow per valve)				5	
Advanced configurable joystick control				○	
Max. no. mid mount valves				3	
Customisable remote configuration				●	
Linkage					
Max. lift capacity at ball ends	(kg)			10464	
Front linkage max. lift capacity at ball ends	(kg)			5925	
Linkage stabilisers - Threaded / Auto / Hydraulic				● / ○ / ○	
PTO					
Rear PTO engine speed at 540 / 540E / 1000 / 1000E	(rpm)		1931 / 1598 / 1912 / 1583		1931 / 1598 / 1912 / 1584
Auto PTO management				●	
Front PTO (1000rpm)				○	
Brakes					
Hydraulic Trailer Brakes				○	
Pneumatic Trailer Braking system				○	
Intelligent Trailer Brake system***				○	

T7 Models

T7.245

T7.260

T7.270

T7.300

Cab					
Four pillar 360° Horizon™ Ultra cab with FOPS - OECD code I0 level I					●
Horizon™ Ultra cab category level - EN 15695					2
Cab noise level - 77/31 IEEC	[dB(A)]				66
Heated front and rear windscreen					○
Roof LED light packs - standard / option					8 / 14
Belt and Hood lighting packs - standard / option					4 / 8 / 10
LED road driving lights					○
Cab suspension - Comfort Ride™ / Semi active Comfort Ride™***					● / ○
Comfort seat					●
Dynamic Comfort™ heated seat, carpet, leather steering wheel					○
Auto Comfort™ Active Climate Control, carpet, leather steering wheel					○
Blue Power Package: Metallic Blue and Silver paint, branded seats and carpet***					○
Instructors seat with seat belt					●
170° front hood mounted and cab pillar rear facing cameras					○
Wireless camera					○
Front wiper swept angle 120° / 240°					● / ○
Electronic adjustable heated mirrors with wide angle lens					●
Electrically extendable mirror arms					○
Remote locking and immobiliser					○
Push button engine start/stop					○
Auto climate control with zone Control					●
Integrated cab storage solutions					●
Cooled compartment					○
DAB Radio with Bluetooth and integrated phone microphone					○
Standard power ports / Optional AC power outlet and additional USB					● / ○
Fender external controls Remote valve / Engine control functions					○ / ○
External air line connection (pneumatic brakes required)					○
High capacity air compressor (pneumatic brakes required)					○
Large portable coolbox (Dealer installed)					○
LED beacons (1 / 2)					○
PLM Intelligence™ system					
SideWinder™ Ultra armrest					●
CommandGrip™ handle					●
IntelliView™ 12 colour monitor					●
IntelliSteer® guidance ready					●
PLM® Cygnus receiver (PLM I, PLM 2, PLM 3 & PLM RTK / PLM RTK+)					○
Headland Turn Sequencing HTS / HTS II with GPS trigger					● / ○
IntelliTurn™ with Headland Turn Sequencing II (HTS II) system					○
ISOBUS II / III and TIM					● / ○
IntelliField™ boundary, map & guidance line data inter-vehicle sharing					○
FieldOps™ (Connectivity Included)					●
Uptime Solutions – Training & Support Systems					
New Holland Remote Assistance (1 st year subscription free)					●
IntelliView™ Connect remote display					●
New Holland Breakdown Assist					●
Weights					
Unballasted weights	(kg)	8000 / 8400		8000 / 8900	
Max. permissible weight	(kg)	14400		15000	

● Standard ○ Optional – Not available * Developed by FPT Industrial ** Biodiesel blend must fully comply with the latest fuel specification EN14214:2009 and operation is in accordance with operator manual guidelines *** Auto Command only

Dimensions

T7.245 - T7.300

Maximum Rear Tyre Size		710/70R38	710/70R38	710/70R42	710/70R42	710/70R42
Maximum overall length inc. front and rear linkage	(mm)		5517			5594
Minimum width ^A	(mm)			2550		
Height at centre of rear axle to top of cab	(mm)			2339		
Tyre loaded radius ^A	(mm)			870		
Wheelbase	(mm)			2884		

^A Guideline only, refer to tyre manufacturers data



www.newholland.com/au - www.newholland.com/nz



The data indicated in this folder are approximate. The models described here can be subjected to modifications without any notice by the manufacturer. The drawings and photos may refer to equipment that is either optional or intended for other countries. Please get into contact with our dealer for any further information. Published by New Holland Brand Communications. BTS Adv. - Printed in Australia 03 26 - 26NHT7LWBPLMIB