

CASE II
AGRICULTURE
FOR THOSE WHO DEMAND MORE

LARGE BALER

LB 324 / 334 / 424XL / 434XL





NEW CASE IH LB BALERS

The professional's choice...



Once it's in the swath, any crop intended for baling is at its most vulnerable. Putting your trust in a Case IH LB series large square baler to pick it up, package it and protect it is the best way to minimise that vulnerability. New generation LB balers feature revisions and refinements throughout, to create machines even more productive than their predecessors.

You're guaranteed a rugged, robust and reliable baler whichever model you choose. There's a host of revised components ranging – depending on model – from pick-up to rotor and packer to bale ejection. Each one is designed to make your baling more productive, more profitable and more of a pleasure.

LB SERIES. BALERS THAT MEAN BUSINESS.

THE INSIDE STORY

Making great balers even better

MAXIMUM PRODUCTIVITY FROM DAY ONE


Standard feeder LB series balers now benefit from the same upgraded chain and tensioner as packer cutter versions, for enhanced durability, while a new packer slip clutch incorporating an additional friction plate made from thicker material provides improved load transfer and heat dissipation for maximum reliability. There's also a new stronger packer driveshaft, with 33% bigger diameter.

NEW LB SERIES LARGE BALERS

From front to rear, every aspect of the LB series balers was examined by Case IH engineers to analyse areas where there was scope for improvement. Every major component came under scrutiny, from the pick-up, rotor and pre-chamber through to the packer and knotters. But it wasn't just those primary components that were revised and re-engineered. Improvements on new LB balers include innovations in headland management and density control, and even developments in simpler but still essential areas, such as tractor couplings and lighting.

MORE PICK-UP PERFORMANCE

Stronger pick-up assist auger flights are made from 25% thicker steel, up from 4mm to 5mm, resulting in reduced wear, particularly in stalky crop conditions. There's also a hardened pick-up drive shaft and a new safety clutch, for reduced stress and increased reliability. A new bearing locks the pick-up onto the packer shaft, eliminating axial play, to improve component lifetime.



| MODELS | LB 324 | LB 334 | LB 424 XL | LB 434 XL |
|--|-----------------|-----------------|----------------|----------------|
| Bale dimensions width x height x length (cm) | 80 x 70 x 260 | 80 x 90 x 260 | 120 x 70 x 260 | 120 x 90 x 260 |
| Number of knives (depending on versions) | - / 6 / 9 or 19 | - / 6 / 9 or 19 | - / 15 or 29 | - / 15 or 29 |
| Minimum PTO Power (kW/hp) | 75 / 102 | 7 / 102 | 90 / 122 | 90 / 122 |



MORE CONSISTENT BALES PER HOUR

On LB424 XL and LB434 XL models, the bale chamber is now 31% longer, having been extended by 80cm. And in conjunction with automatic feed rate control, that means you get not just better bale shape and greater bale density, but also more consistent density across the day as conditions change.

THE PERFECT BALE IN UNDER 60 SECONDS

Bale formation improvements on new LB balers include new reinforced crop holding fingers, a more durable plunger and a new needle cleaning kit. A new advanced multi-sensor miss-tie detection system ensures reliable knotting time after time, while an improved knotter cleaning system keeps knotters free from dust and crop.

SMOOTHER ON THE ROAD, EASIER ON THE LAND

Case IH LB series big square balers are available with single or tandem axles, and with a range of flotation tyre options, for minimum impact on the field and maximum comfort of the road. On new generation LB balers, brake layout has been redesigned on tandem axle configurations, to minimise crop accumulation.



LB334R



THE FINEST FEED

Giving bales the best start

Every feature on new Case IH LB balers is designed to ensure you get crop off the field and into the stack as quickly as possible. With widths of between 2m and 2,35m depending on model, LB floating pick-ups can handle the widest, heaviest swaths. All are equipped with a roller windguard and can be specified with large gauge wheels with adjustable flotation springs, and can handle the widest, heaviest swaths.

MAXIMUM CROP PROTECTION

The crop is lifted quickly but gently into the baler and delivered to the pre-compression chamber in a smooth and continuous flow with help from two centring augers which

now feature stronger flights for improved longevity. Aided by swath-guiding sensors, these help fill the bale chamber uniformly to ensure consistent density and shape for maximum feed value and storage/transport efficiency.

MAXIMUM BALER PROTECTION

Protection of the balers themselves has been improved through the incorporation of a hardened pick-up drive shaft and a new safety clutch, plus a stronger packer chain and tensioner on non-chopper models, and a new packer slip clutch and longer packer shaft.

LB SERIES. STRONGER, GENTLER, FASTER.

- 1 Easy-to-access knives
- 2 Improved pick-up performance, standard windguard
- 3 Swath guiding sensors ensure uniform crop flow

ADVANTAGES

- 2m, 2,23m or 2,35m wide pick-up
- Optional large gauge wheels with spring flotation
- Centring augers with stronger flights
- Hardened pick-up drive shaft
- New safety clutch
- New packer slip clutch



PERFECT BALES

In under 60 seconds

1 New active bale ejection system

2 Three-dimensional bale shape control

Consistent quality bale production is the essential trait in any baler, and it's at the heart of LB design. Each component is created to be robust enough to perform bale after bale, field after field, year after year, whatever the crop type or condition. A four-model range covering all key bale sizes, and with rotor packer and rotor cutter options, means there is an LB baler to suit every farming and contracting operation.

SMOOTH-RUNNING ROTOR CUTTER


A massive rotor, available in two widths, uses a series of alternating long and short tines that help prevent rotor blockage. Up to 29 knives (depending on model) can be fitted for a short theoretical chop length of 40mm. On new LB4 rotor cutter models, new options include a biomass-configured pre-chamber and a dealer-installed kit to enhance performance in damp grass. All models benefit from strengthened crop-holding fingers and plunger, plus a new needle cleaner option.

CONSISTENT DENSITY BALES

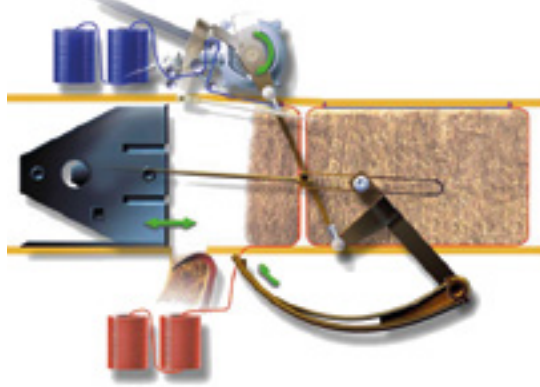
As soon as the pre-compression chamber is filled to the required density, the stuffer fork pushes the material upward into the bale chamber, this cycle being repeated until the correct bale length is achieved. During bale formation the bale chamber's three-dimensional density control system maintains bale shape. A new feature as part of the density control system commands the tractor to stop in the event of a flywheel, stuffer or knotter shearbolt failure, and a new proportional density control valve allows higher relief pressure, meaning more stable density regulation when working at maximum pressure. Density blocks can be installed to increase pressure when baling dry crops, and an enhanced stuffer trip mechanism prevents false trip detection.

LB SERIES. RUGGED, ROBUST, RELIABLE.





1



2



3



SOUND, CERTAIN KNOTS

Time after time

1 Knotting system

2 Knotter lock

3 Ample 32 twine roll storage

FULLY INTEGRATED RELIABILITY

With the proven and extremely reliable double knotter system on LB balers there is now the option of a new compressed air cleaning system that further enhances that reliability by keeping knotters clear of dust and debris. In the unlikely event a problem should occur, a new advanced multi-sensor miss-tie detection system is factory fitted. A sensor added to the knotter lock system detects the lock position and alerts the operator at PTO speeds of above 600rpm should a problem occur.

SAFE AND SURE

As the crop enters the bale chamber, twine is fed from two separate rolls to both the top and bottom of the bale. This system automatically reduces twine tension when working with heavy, tough crops. Each bale has two knots on each twine, the first tying the two twine balls together in readiness to form the bale, and the second completing the bale once the desired length has been reached. The knotters are fitted with a sensor to detect any miss-tie.

SMOOTH BALE EJECTION

All LB balers are equipped with roller-type bale chutes that can be folded away hydraulically for safe and easy transportation. Each roller on the chute is mounted in sealed bearings for smooth bale ejection and an extended service life.

UP TO TWO BALE EJECTOR SYSTEMS INTEGRATED INTO ONE BALER

The standard bale ejection system cleans out the bale chamber, while the additional partial bale ejection system works only on the rear section, opening the side walls and allowing the completed bale to be ejected so the bale chute can be folded for transport on the road. The redesigned sidewalls of the compression chamber open up wide to allow any material to be expelled without blockage. This allows proper bale forming from the start after moving to a new field. With the uncompleted bale remaining in the baler chamber, the production of high quality bales can proceed from the start in the new field.

LB SERIES. DEPENDABLE DAY IN, DAY OUT.



CASE IH

LB434R



1

2

BETTER BALING

Features that make a difference

1 Optional heavy duty rotor

2 80cm – 31% – longer chamber frame

HEAVY DUTY ROTOR

A new heavy-duty rotor option for rotor cutter models helps prevent premature rotor wear in abrasive crop conditions, extending rotor life by as much as four times the length of lifespan of the standard rotor. It is particularly suited to those customers seeking to bale very abrasive material such as maize/corn stalks or sugar cane trash.

LONGER BALE CHAMBER

The bale chamber on new LB large square balers has been extended by 31% – a total of 80cm – to provide excellent bale control, for density that is both higher and more stable in varying crop conditions, while providing better bale shape and reducing twine breakage risk.

NEW ACTIVE BALE EJECTION SYSTEM

Bale ejection is now governed by an active rather than passive teeth system which engages the teeth – ten in total – into the bale. Partial ejection is made possible by the teeth that reside between the two main sets of teeth.

LB SERIES. BALERS BUILT FOR HARD WORK.

ADVANTAGES

- Reduced rotor wear
- Longer rotor life
- Longer bale chamber
- Active bale ejection



BIGGER, BETTER, BRIGHTER

Improved in every area

EASY TO OPERATE – AND TO SERVICE

LB424 XL and LB434 XL baler bodies are wider than previous models from 2500mm to 2800mm, to provide increased space between the side frame and the twine box and reduce crop accumulation in this area and provide more space to move around the service platform. Every model still falls within a 3m transport width, even with pick-up wheels in situ.

SEE AND BE SEEN

A new work light and service light package is available on LB424 XL and LB434 XL balers, featuring modern, bright LEDs for maximum visibility, even in the darkest night.

FULL BRAKE PROTECTION

Case IH LB424 XL and LB434 XL big square balers can be ordered as single or tandem axle versions, the latter being available with 50km/h or 60km/h-rated axles. Hydraulic or air braking options ensure safe stopping in every situation, while a brake arrangement redesign on new LB XL balers ensures crop cannot accumulate on components.

GOOD ON THE FIELD – AND ON THE ROADS

Fitted with tandem axles as standard, Case IH LB balers are available with a wide range of tyre options to leave minimal impact on the land while making road travel a smooth experience.

LB SERIES. DEPENDABLE DAY IN, DAY OUT.

ADVANTAGES

- Improved service access
- Sub 3 m transport width
- New LED work and service lights
- Single or tandem axles
- 50 or 60 km/h rated tandem axles
- Hydraulic or air brakes



CASE IH

LB334





MAXIMUM PRODUCTIVITY

From day one with ISOBUS III controls

Using the Case IH AFS Pro 700 ISOBUS-compatible terminal, control of LB series big balers is a fingertip operation. Fine tuning of the machine can be done on-the-move from the tractor seat, with a self-diagnostic alarm system keeping you fully informed should any problem occur. A new camera monitor kit, supplied with a separate 7-inch monitor, allows users to observe camera feeds through this rather than switching between machine operating and camera feed screens on the AFS Pro 700 monitor.

In transport mode the PTO speed, hours worked, number of bales plus lubrication and additional operational information can be displayed on-screen. With this mode selected the flashing warning beacon works automatically. In work mode, above 600rpm PTO speed the screen changes automatically; the beacon is switched off and the knotters fans and lubrication system switched on.

Total control: The AFS Pro 700 monitor display provides a clear and simple overview of operating status at a glance, providing operators with all the data they need to make informed decisions quickly and accurately. As a result, whether it's you or one of your operators in the

driving seat, you quickly and consistently get maximum productivity from your baler – and that holds true even for those who might be new to Case IH LB balers. In short, these are machines which allow you to quickly extract the maximum from their potential.

When in Work mode, a series of automatic alarms monitor twine condition and knife position. They also warn of any miss-ties or shearbolt failures. For additional safety a sensor fitted to the end bale chute roller signals the last bale drop.

ISOBUS III control: With ISOBUS III and Feed Rate Control technology, it's possible for the implement to control the tractor, for the ultimate in efficient operation. The load imposed on the baler by the density of the windrow is continuously measured, and this information is used to regulate the tractor's speed. That means the combination of tractor and baler consistently operating at maximum capacity to maintain the highest productivity and minimise fuel consumption. And this means not just lower baling costs, but greater productivity and less stress on the operator.

LB SERIES. PRECISION OPERATION.



PRECISION MONITORING

Precision control

1 Monitor and manage your machines ...

2 ... with AFS Connect™ Telematics

CASE IH ADVANCED FARMING SYSTEM: MAKING BALING MORE PRODUCTIVE

If you can't measure, you can't manage. AFS from Case IH enables data to be recorded in real time, and allows immediate analysis and the formulation of action plans

To supply up to date and accurate information to run the baling operation efficiently, Case IH balers equipped with data collection systems supply detailed and summarized data on the parameters on each bale (moisture, weight and location in field).

The information measures the bale count per field, as well as the total yield, making accurate accounting and planning possible.

The data can be expressed via a converter program, into a customizable table showing the parameters of the bale down to the minutest detail ("slice" level) or in summarized form, whichever is required by your customer or for your needs

If the tractor baler combination is equipped with an AFS 162 antennae, the bale locations are defined and can be mapped with the relevant Case IH software, showing location of the bales and yields, allowing the bales to be collected by moisture level, weight or any other parameter

Optional File Transfer uses telematics technology to wirelessly transfer complete bale/field/work data from the AFS Pro 700 terminal in the tractor to the AFS Connect portal to be analysed on the farm office computer.

LB SERIES. BALERS THAT MEAN BUSINESS.

ADVANTAGES

- Measurement improves management
- Immediate wireless data transfer
- No risk of data loss
- Analyse bales down to slice level
- Identify bales by location





SIMPLE TO MAINTAIN

Easy to service

- 1** Centralized greasing system
- 2** Standard LED flashlight beacon, optional camera available
- 3** Ample, easily accessible storage

Case IH LB balers are designed to require the minimum of maintenance so that pre-work preparation takes up the minimum amount of time. That means you get out into the field sooner, getting more work done in a day and helping to ensure crop is gathered as quickly as possible before the weather changes.

Aside from routine lubrication and servicing, LB balers require little in the way of regular maintenance. Where access to key components is required, easy-opening gas strut-supported panels provide this without effort. A pull-out twine-box provides easy access to the bale chamber when required. All this results in less time in the yard and more where it matters most – in the field.

LB SERIES. A PLEASURE TO WORK WITH.

ADVANTAGES

- New, longer safety railing
- Easy access to daily service stations
- Articulated, pull-out twine roll box
- Centralized lubrication system
- Automatic greasing system



The Case IH **SERVICETEAM**, a strong dealer network backed up by local Case IH market teams, industry leading Case IH supporting tools, modern training methods, best in class spare parts support and logistics performance providing Case IH customers with an excellent all-encompassing after-sales service, keeping customers farming!

TECHNICAL SUPPORT | SERVICE | PARTS | MAXSERVICE | SERVICEFINANCE

SERVICETEAM

We'll keep you farming.

GENUINEPARTS

WE KEEP YOUR EQUIPMENT RUNNING.

Your local Case IH dealer and our dedicated 24/7 parts call centre technicians and their logistic colleagues are all part of the Case IH ServiceTeam network. They're highly trained to give you expert advice and solve problems, ensuring the correct, genuine Case IH parts are located and dispatched right away, reaching you next day or sooner to keep your machine in top condition. This means your machine's downtime is kept to a minimum so we can keep you farming.

MAXSERVICE

AROUND THE CLOCK. AROUND THE COUNTRY.

When you're working around the clock, MaxService ensures you're never alone. It's a dedicated helpline that connects you to the Case IH ServiceTeam 24/7. Call technicians at your local dealer are ready to assist with technical advice, software solutions and genuine parts ordering. They can even diagnose problems remotely, using EST/DATAR, to get you going again, or alert a service technician to bring a part to the field. At peak season, we can keep you farming with breakdown assistance.

SAFEGUARD **SAFEGUARD** **SAFEGUARD**
GOLD SILVER BRONZE

SAFEGUARD GOLD, SILVER OR BRONZE, IS AN EXTENDED WARRANTY SERVICE PACKAGE.

Specifically tailored around you and your machinery, it can include maintenance contracts, servicing, telematics, insurance and Case IH finance packages. Most importantly, it provides peace of mind, mechanical coverage and makes the cost of ownership clear and easy to manage. All the back-up you need, so we can keep you farming.



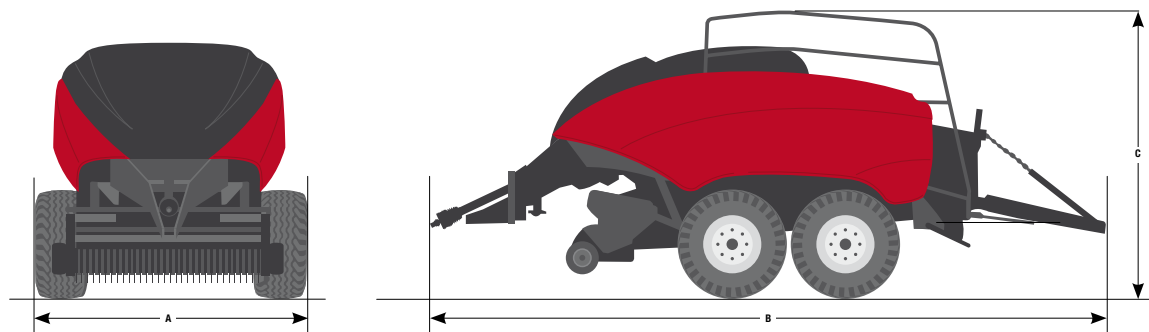
AN OPTIMAL FINANCING SOLUTION FOR EVERY INVESTMENT.

CNH Industrial Capital is the financing company for Case IH. Our employees are financial experts and have many years of experience in agriculture. We do not only know about Case IH products and the market, we also understand the individual requirements of your operations. Therefore we are always able to offer you a financial solution for your new investments that is tailored specifically to your operational requirements and respective machine usage in the form of loans, rent or leasing. Our most important goal is improving the profitability of your investments! Therefore you can combine every CNH Industrial Capital Financing with Capital accident and breakdown cover, as machine breakdown or repair insurance, in order to exclude risks to your investment and ensure greater planning reliability.

| MODELS | LB324 | LB324 Packer Cutter | LB324 Rotor Cutter | LB334 | LB334 Packer Cutter | LB334 Rotor Cutter | LB424XL | LB424XL Rotor Cutter | LB434XL | LB434XL Rotor Cutter | |
|--|------------------------------|---------------------|--------------------|----------|---------------------|--------------------|----------|----------------------|----------|----------------------|--------|
| BALES DIMENSIONS | | | | | | | | | | | |
| Width x Height (cm) | 80x70 | | | 80x90 | | | 120x70 | | 120x90 | | |
| Max Length (cm) | 260 | | | 260 | | | 260 | | 260 | | |
| TRACTOR REQUIREMENTS | | | | | | | | | | | |
| Minimum PTO Power (kW / hp) | 75 / 102 | 80 / 109 | 95 / 129 | 75 / 102 | 80 / 109 | 95 / 129 | 90 / 122 | 110 / 150 | 90 / 122 | 110 / 150 | |
| Hydraulic distribution (single) | 1 | | | | | | | | | | |
| Double | 1 or 2 | 2 or 3 | | 1 or 2 | 2 or 3 | | 1 or 2 | 2 or 3 | | 1 or 2 | 2 or 3 |
| PICK-UP | | | | | | | | | | | |
| Width | 1968 | | | 1968 | | | 2232 | 2352 | 2232 | 2352 | |
| Gauge wheels | 2, adjustable without tools | | | | | | | | | | |
| ROTOR CUTTER | | | | | | | | | | | |
| Maximum number of knives | - | 6 | 9 or 19 | - | 6 | 9 or 19 | - | 15 or 29 | - | 15 or 29 | |
| Knife activation in / out | - | Hydraulic | - | - | Hydraulic | - | - | Hydraulic | - | Hydraulic | |
| Knife protection | - | Individual springs | - | - | Individual springs | - | - | Individual Springs | - | Individual Springs | |
| FEEDING SYSTEM | | | | | | | | | | | |
| Feeder | Packer | Rotor | | Packer | Rotor | | Packer | Rotor | Packer | Rotor | |
| Fork type stuffer with | 4 tines | 6 tines | 4 tines | 4 tines | 6 tines | 4 tines | 6 tines | 6 tines | 6 tines | 6 tines | |
| PLUNGER | | | | | | | | | | | |
| Speed (strokes/min.) | 48 | | | 48 | | | 48 | | 48 | | |
| Length of strokes (mm) | 710 | | | 710 | | | 710 | | 710 | | |
| TYING SYSTEM | | | | | | | | | | | |
| Type | Double knot type | | | | | | | | | | |
| Twine type | 110-150 M/kg, plastic | | | | | | | | | | |
| Number of knotters | 4 | | | 4 | | | 6 | | 6 | | |
| Knotter fans and type | 2, Standard | | | | | | | | | | |
| Knotter function alert | Monitor and monitoring flags | | | | | | | | | | |
| Twine bale capacity | 32 | | | 32 | | | 32 | | 32 | | |
| BALE DENSITY CONTROL | | | | | | | | | | | |
| Proportional 3-way control | AFS Pro 700 | | | | | | | | | | |
| Manual override | Standard | | | | | | | | | | |
| TYRES | | | | | | | | | | | |
| With single axle | 600/55 22.5 or 710/40 22.5 | | | | | | | | | | |
| With steered tandem axle | 500/50-17 | | | | | | | | | | |
| | 560/45-22.5 | | | | | | | | | | |
| | - | - | 620/50-22.5 | - | - | 620/50-22.5 | - | 620/50-22.5 | - | 620/50-22.5 | |
| BALER DIMENSIONS | | | | | | | | | | | |
| Length with chute raised (mm) | 7570 | 7570 | 7533 | 7570 | 7570 | 7533 | 8255 | 8308 | 8255 | 8308 | |
| Height single axle (mm) | 3133 | 3133 | 3223 | 3133 | 3133 | 3223 | 2953 | 3064 | 2953 | 3064 | |
| WIDTH SINGLE AXLE (MM) | | | | | | | | | | | |
| 600/55-22.5 | 2568 | 2568 | 2568 | 2568 | 2568 | 2568 | 2948 | 2948 | 2948 | 2948 | |
| 710/40-22.5 | 2604 | 2604 | 2604 | 2604 | 2604 | 2604 | 2984 | 2984 | 2984 | 2984 | |
| WIDTH WITH TANDEM AXLE (MM) | | | | | | | | | | | |
| 500/50-17 | 2398 | 2398 | 2398 | 2398 | 2398 | 2398 | 2782 | 2782 | 2782 | 2782 | |
| 620/50-22.5 | - | - | 2562 | - | - | 2562 | - | 2946 | - | 2946 | |
| Weight (kg) | 7250 | 7250 | 8400 | 7350 | 7350 | 7350 | 8600 | 9100 | 10500 | 9300 | 10800 |
| OTHER STANDARD & OPTIONAL EQUIPMENT | | | | | | | | | | | |
| Automatic greasing system | ● | | | | | | | | | | |
| Bale release system | ● | | | | | | | | | | |
| Working lights | ● | | | | | | | | | | |
| Mug guard | ● | | | | | | | | | | |
| Hydraulic folding roller bale chute | ● | | | | | | | | | | |
| Printer | ○ | | | | | | | | | | |


● Standard Equipment ○ Optional at extra costs - Not available

¹⁾ With standard tyres ²⁾ Depending on configuration



CNH Industrial Österreich GmbH
Steyrer Straße 32, A-4300 St. Valentin – Austria

Free phone: 00 800 22 73 44 00

 Safety never hurts! Always read the Operator's Manual before working with any equipment. Inspect equipment before using it, and be sure it is operating properly. Follow the product safety signs, and use any safety features provided. This literature has been published for worldwide circulation. The standard and optional equipment and the availability of individual models may vary from one country to the next. Case IH reserves the right to undertake modifications without prior notice to the design and technical equipment at all times without this resulting in any obligation whatsoever to make such modifications to units already sold. Whilst every effort is made to ensure that the specifications, descriptions and illustrations in this brochure are correct at the time of going to press, these are also subject to change without prior notice. Illustrations may show optional equipment or may not show all standard equipment. Case IH recommends **AKCELA** lubricants.

