

# T4LP

T4.80LP | T4.90LP | T4.100LP | T4.110LP | T4.120LP





# Compact. Comfortable. Efficient.

With more than 90 years of experience and innovation, our engineers develop features that make your daily job easier to save time in headland, work in safe conditions and reduce soil compaction. New Holland is providing brand features that make its history. It never stops, as New Holland is always investing in R&D.

## **New T4LP. All you need in a compact tractor.**

The new-generation T4LP tractors are inspired by the famous Fiat LP 66 series and stand out for their new features, also different from the old T4LP. New improved features have been added to make this tractor meet the expectations of its users. Thanks to their low profile and center of gravity, their strong front axle and their weight, these tractors allow working on hilly conditions in olive and dry fruit farms, livestock and mountain forage areas.



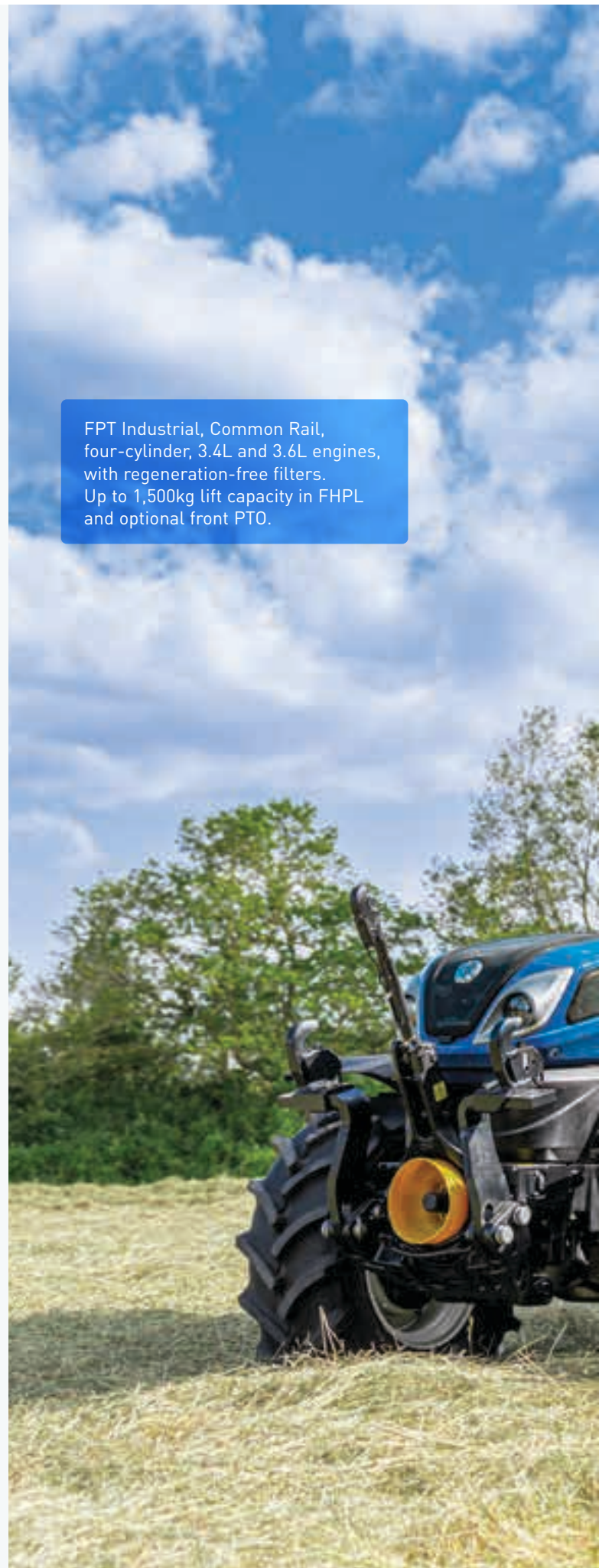
## **An impressive tailored comfort**

The new T4LP is designed to meet operators expectations with an impressive comfort over long workdays, throughout the year. Working days are made easier every day, whether in the cab or in the ROPS version.

## **An efficient and productive compact tractor**

The new T4LP allows maximum productivity: the hydraulic system, the FPT Industrial Stage V engine, the PneuTrac™ and the front lift contribute to increase its efficiency. To meet all farmers needs, the new T4LP offers two types of front axles and wide tyres. This tractor has a very low-profile design while offering incredible load capacity.

FPT Industrial, Common Rail, four-cylinder, 3.4L and 3.6L engines, with regeneration-free filters. Up to 1,500kg lift capacity in FHPL and optional front PTO.





Choice of ROPS platform or VisionView™ Cab with Blue Cab™ 4 for highest protection against pesticides.

The double-pump hydraulics features a 32+64L/min unit (32+80L/min option available) up to 10 rear and 8 mid mount oil outlets.

Wet clutch for rear PTO and regulable activation on three modes. Reliable and ready for long working days with heavy implements.

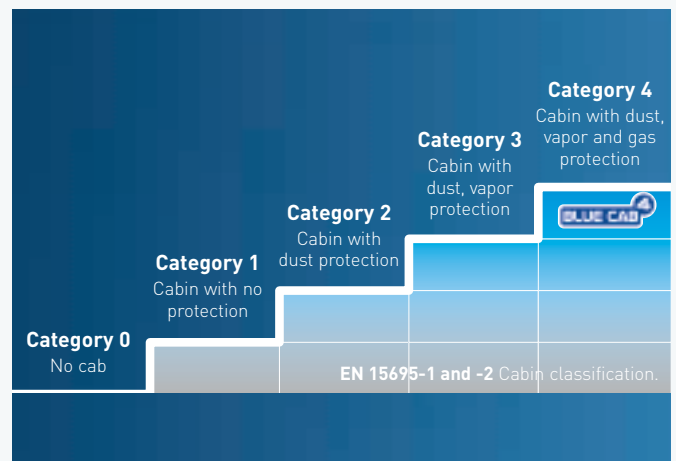


# High comfort for high productivity.

New Holland continues to innovate to offer the operator unparalleled comfort. The new T4LP specialty tractor cab offers superb panoramic visibility, with doors and a fully glazed windscreen so the operator can see at 360°. This VisionView™ cab allows easy control of front-end tools used in orchards. Noise and vibration levels are tightly contained, which reduces fatigue and provides to the operator an unparalleled comfort. It is the quietest cabin in its category with only 71 dBA. To protect trees and minimize mud splashing on wider track setting configurations, the T4LP series has a wider and more specific rear fender extension.

## Blue Cab™ 4 Certified Technology

Blue Cab™ 4 with enhanced filtration against dust, vapours and aerosols. Complying with EN 15695-2:2009 for filtration and EN 15695-1:2009 for pressurization, Blue Cab™ 4 offers a category 4 level of protection. Filters are designed to have an extended service life. The side protection grids have been improved for better filter protection. The filtration system is an innovative double filtration system: the two filters are integrated simultaneously in the cabin roof and the system moves from category 2 to 4 easily without having to manipulate the different filters. Blue Cab™ 4 ensures operator safety of tree branches.



## More security

Blue Cab™ 4 is the best solution for operator safety. This significantly improved cabin offers the safest solution to our customers during phytosanitary applications. The entire cabin system was validated in the field with 20 different pesticides. The operator can activate it with a simple button in the cabin so that the category 4 filter is only used when necessary. Without this activation, the air passes through the Category 2 filter on the left side of the cabin roof. With the new digital dashboard onboard, the operator can also control pressurization level and carbon filter status.



## More visibility

The VisionView™ cabin provides greater operator comfort with larger visibility. Equipped with 4 pillars, the new cabin provides a 360 degree visibility. The front windscreen offers 20cm extra glass surface and allows better control over front implements. Lateral visibility is excellent thanks to the integration of the exhaust gas aftertreatment system under the hood. Fuel tank located in the front of the tractor completes to improve rear visibility.





### True flat floor

The new T4LP features a real flat floor. Access to the driving area is wide and easy, which allows to keep the ground clear and to leave more space at the feet of the operator. The entry and exit of the cabin are easier, without interference with the central tunnel. The brake and clutch pedals are suspended to keep the floor completely clear. The operator can feel like in a standard tractor.



### New right console and dashboard screen

All controls were ergonomically positioned to the right of the operator. The clutch assistant on the gearshift allows seamless productivity, faster and easier passage of different gears. The driver space has been enriched with new materials and buttons, USB connectors, electrical outlets, storage compartment. All hydraulic controls and transmission have been re-installed around the driver for greater comfort. A new screen up to 8 settings submenus to keep everything under control.



### LED lighting

The lighting package provides a high level of brightness. In option, the LED light diffusion has been designed for maximum visibility of the entire machine and work area. A total of 8 working lights provide optimum visibility for all types of work in all types of orchards.



### Folding mid-mounted ROPS and low platform

This specialized tractor is designed for orchards, olive groves and broad-row vineyards. The ROPS version is conceived to suit all kind of orchards. Its lower platform enables driving under tree branches. Height of the access platform is also decreased in order to fit easily the tractor while guaranteeing operator' safety.



## A compact tractor, great in advantages.

The New Holland T4LP tractors have many features in common with the famous T4 family, such as the engine, transmission or operating system. The axle is the differentiating part, which will be chosen according to the use of each operator. The T4LP are equipped with reinforced and wider axles than other tractors in the specialist family to meet the needs of the most demanding customers.



### A wide range of tires

New Holland offers a wider range of tires on its T4LP to adapt to the highest load capacity and to work with larger tools, heavy worn tools and to meet the need to work on the steepest terrain due to the low gravity center of the tractor.



### PneuTrac™


The Trelleborg PneuTrac™ hybrid tires available on the T4LP Cab combine the benefits of a radial agricultural tire in terms of efficiency, comfort and maneuverability with the wide footprint and traction benefits of a track.





### An optimized engine

The performance of the FPT Industrial F34 and F36 engines is fully optimized while being compact. The engine components have been designed to offer the lowest possible engine hood to ensure greater visibility for the operator and thus greater working comfort, increased safety and greater tool versatility. This new engine, more compact, will be synonymous with working comfort throughout a more productive day. Although more compact, the engine is easy to access to allow quick filling of fuel and AdBlue and daily maintenance without constraints. Now the engine power increases up to 120hp in the new bigger model T4.120LP and the max. torque levels are +5%.



### A sustainable engine

The T4LP serie complies with Phase V emission standards. The T4.90 models and beyond are equipped with the HI-eSCR Compact technology developed by FPT Industrial to meet these standards in a 3.6L engine. In the T4.80 models we use a F34 engine with no urea. In 16 years, the emissions of FPT Industrial engines have been reduced by 40 times to cut down the carbon footprint.



### Axles and tyres

The new T4LP proposes a wide range of front axles to meet the requirements of each user. This large offer allows the T4LP to mount larger tires, in order to have a wide tractor for orchards and mixed farms. The T4LP presents 1460mm or 1584mm front axles, which enables to drive above 1,50m cultures width as salads. Rear axle is very well adapted to vegetables growers thanks to his height lift capacity up to 2520 kg.



### An innate robustness

The rear lift of the T4LP are those used on the «cousin» T4 range and are robust enough to adapt to larger widths. Looking up the operator comfort, we provide the Lift-O-Matic™ Plus control or the electronic controls in cab version.

# Exceptional features for incredible performance.

## The Powershuttle inverter

The Powershuttle 16x16 transmission is ideal when reversing the direction of travel is crucial. To operate the setting, the operator has just to use the inverter lever on the steering column. From the neutral point, the lever permits to gradually engage the transmission, without using the clutch. The Powershuttle action can be regulated in three modes of aggressiveness.

## A versatile PTO

The PTO design for Powershuttle includes a selector to ensure the smoothness when starting the PTO. It allows an engagement depending on the implements: 3 modes are available to ensure a progressive start of the PTO, soft whatever the implement used. The speed selector is inside the operator station. The comfort for the driver reach high levels



## Lift-O-Matic™ Plus System: speed and accuracy

The award-winning hydraulic lift mechanical control system allows the rear lift to be raised or lowered during headland turns while maintaining position and effort settings. As soon as the lever is released, the tool immediately stops at its height. The height can be adjusted by slight pushing or pulling movements on the same lever. A slight push or pull of this lever grants minor adjustments. For cab version, the electronic controls are available.



## Large tractor functions

The new T4LP benefits from a superior hydraulic system incorporating a powerful 80-litre-per-minute pump. As all New Holland tractors, the power steering system operates with a separate pump, ensuring that the required flow rate is obtained with the controlled pump capacity. The PTO is electro-hydraulic activated and provides wet clutches, for more reliability. The three different settings to start the PTO system enable the operator to activate big and heavy implements.



## Parking brake

A parking brake is available on the Dual Command™ versions and provides additional security on the slopes. The transmission is mechanically locked from a lever in the cab.



# New Holland Services.



## Finance tailored to your business

CNH Industrial Capital, the financial services company of New Holland, is well established and respected within the agricultural sector. Advice and finance packages tailored to your specific needs are available. With CNH Industrial Capital, you have the peace of mind that comes from dealing with a financing company that specialises in agriculture.



## Trained to give you the best support

Your dedicated New Holland dealer technicians receive regular training updates. These are carried out both through on-line courses as well as intensive classroom sessions. This advanced approach ensures your dealer will always have the skills needed to look after the latest and most advanced New Holland products.

## Uptime Warranty – because your peace of mind is priceless

Uptime Warranty programme provides owners of New Holland agricultural machinery with repair services covering your machinery over the Manufacturer's contractual Warranty. Maximum control over operating costs, repairs completed by authorized NH Dealers using NH genuine parts, higher re-sale value of your machine, transferable coverage.



MyNew Holland



Harvest Excellence



MyPLM®Connect Farm

## New Holland Apps

MyNew Holland - Harvest Excellence - Grain Loss Calculator - Product Apps - New Holland Weather - MyPLM®Connect Farm - PLM Solutions - PLM Calculator - PLM Academy



## New Holland Style

Want to make New Holland a part of your everyday life? Browse the comprehensive selection on [www.newhollandstyle.com](http://www.newhollandstyle.com). A whole range of items are available including hard wearing work clothing and a vast selection of scale models, together with so much more. New Holland. As individual as you.

## 10 SPECIFICATIONS


Models	T4.80LP	T4.90LP	T4.100LP	T4.110LP	T4.120LP
New Holland Engine*	F34	F36			
No. of cylinders / Capacity (cm³) / Valves	4 / 3400 / 2	4 / 3600 / 4			
Emissions level	Stage V				
Aspiration	Intercooler: Turbo cEGR				
ATS system under the hood	DOC + DPF	DOC + DPF + SCR + CUC			
Rated Engine Power ISO TR14396-ECE R120 (kW/CV)	55/75	63/86	73/99	81/110	88/120
Rated Engine Speed (rpm)	2300				
Max. torque ISO TR14396 (Nm @ rpm)	320 @ 1300	351 @ 1300	407 @ 1300	490 @ 1300	518 @ 1300
Torque reserve (%)	40	34	34	46	42
Horizontal Exhaust	●				
Vertical exhaust (cab only)	○				
Fuel tank capacity ROPS / Cab (L)	81 / 104				
AdBlue tank capacity (L)	–	11			
Service interval (h)	600				
Transmission					
Oil immersed braking system	●				
16x16 Shuttle Command™ (40km/h). Only ROPS version	●				
Minimum speed (km/h)	0.7				
28x16 Shuttle Command™ with creeper (40km/h). Only ROPS version	○				
Minimum speed with creeper (km/h)	0.2				
32x16 Split Command™ (40km/h), only ROPS version	○				
Minimum speed (km/h)	0.7				
16x16 Powershuttle with Power Clutch (40km/h) ROPS / Cab	○ / ●				
Minimum speed (km/h)	0.7				
32x16 Dual Command™ with Power Clutch (40km/h) ROPS and Cab	○				
Minimum speed (km/h)	0.7				
44x16 Dual Command™ with Power Clutch and creeper (40km/h) ROPS and Cab	○				
Minimum speed with creeper (km/h)	0.3				
Powershuttle adjustable in 3 modes	●				
Parking lock system in Powershuttle or Dual Command™ versions	○				
Front axle					
4WD front axle	●				
Std axle Limited slip / Electrohydraulic differential lock axle Cat 1.0	● / ○				
Steering angle 4WD front axle (°)	55				
Turn radius 4WD front axle (mm)	4100				
Axle oscillation (°)	8				
Dynamic front fenders	○				
Independent steering pump 36L/min	●				



Models		T4.80LP	T4.90LP	T4.100LP	T4.110LP	T4.120LP
<b>Hydraulic system</b>						
Standard MegaFlow™ + steering pump	(L/min)			64 + 36		
Optional Super MegaFlow™ pump flow with Load Sensing + steering pump	(L/min)			80 + 36		
Mechanical draft control (MDC)				●		
Lift-O-Matic™ system on ROPS and Lift-O-Matic™ Plus system on cab				●		
Electronic draft control (EDC) on cab version. External fender controls				○		
Straight lower arms				●		
Max. lift capacity at ball ends with arms horizontal	(kg)			2520		
Rear Linkage category				Cat II		
Rear fender mounted linkage controls (EDC only)				●		
Hydraulically adjustable right hand lift rod adjustment and sway restriction				○		
Max. no. Remote outlets (rear/mid)				10 / 8		
Flow control with 3 remotes or more				○		
Power Beyond				○		
Electrohydraulic mid mount outlets with proportional joystick (only cab)				○		
Front lift & PTO				○		
Max. front linkage lift capacity at ball ends	(kg)			1500		
<b>PTO</b>						
Servo-assisted engagement in Shuttle Command™ versions				●		
Electrohydraulic adjustable in 3 modes Powershuttle or Dual Command™ versions				●		
540/540E				●		
540/540E and ground speed				○		
540/540E/1000 and ground speed				○		
<b>Operator environment</b>						
Rubber isolation silent-blocks on platform				●		
ROPS mid mounted foldable gas strut assisted				●		
Control levers integrated in right console				●		
New VisionView™ 4 pillars Cab. Flat deck and high visibility front windscreen				●		
New InfoView™ 7" instrument cluster				●		
Cab noise level -77/311 EEC	[dB(A)]			71		
Air conditioning				●		
Cab category level 2 / Blue Cab™ Category level 4 accordingly EN 15695-1&2				● / ○		
ISOBUS and Telematics ready cab version				○		
Rail support in cab for implement screens				●		
<b>Tyre size</b>						
Rear tyre size index ratio min. / max.				650 / 675		
<b>Dimensions &amp; weights</b>						
Minimum overall width	(mm)			1902		
Height from rear axle to top of the cab	(mm)			1898		
Wheelbase	(mm)			2180		
Max. permissible weight	(kg)			4800		

● Standard   ○ Optional   – Not available

# New Holland Top Service: customer support and customer information.



## Top Availability

If you need information, or have an out of hours question, ring our toll-free number\*. All day, every day, we are just a call away.



## Top Speed

Express parts delivery: when you need it, where you need it!



## Top Priority

Fast-track solution during the season: because your harvest can't wait!



## Top Satisfaction

We drive and track the solution you need, keeping you informed: until you are 100% satisfied!



### For more details, ask your New Holland dealer!

\* Calls to the Top Service team are free from landlines in the United Kingdom and Republic of Ireland. UK-based mobile calls are also free, but Republic of Ireland mobile users should call 01 2421881 and this will be charged at your standard network rate.

AT YOUR OWN DEALER

[www.newholland.com/uk](http://www.newholland.com/uk)  
[www.newholland.com/ie](http://www.newholland.com/ie)



The data indicated in this folder are approximate. The models described here can be subjected to modifications without any notice by the manufacturer. The drawings and photos may refer to equipment that is either optional or intended for other countries. Please apply to our Sales Network for any further information. Published by New Holland Brand Communications. BTS Adv. - Printed in Italy - 11/23 - (Turin) - 230012/INB