

QUADTRAC & STEIGER

QUADTRAC & STEIGER

TRACTORS FROM
475 – 715 hp



CASE IH

CASE IH

QUADTRAC & STEIGER

LED

worklights with
76,620 lumens

Heavy-Duty Suspension



5.91 m²

total footprint HDS
undercarriage

For nearly 30 years, Quadtrac and Steiger tractors have empowered producers like you to achieve more in demanding conditions. Now, we're proud to introduce the latest models, with power ranging from 467 to 778 HP. As the most powerful tractors in the Case IH lineup, they bring productivity-boosting updates, including Quadtrac Heavy-Duty Suspension.

11 models from 475 to 715 hp

COMFORT AT THE HIGHEST LEVEL

- Intuitive Vision Pro operating system featuring Case IH PRO 1200 LCD monitor
- Intuitive and ergonomic controls developed with our customers
- Industry-leading configurable buttons can be programmed with over 100 functions
- The Heavy-Duty Suspension increases operator comfort due to hydraulically suspended, ground conforming undercarriage. Higher field travel speeds in rough conditions



IMPRESSIVE PERFORMANCE

- Powerful engine with up to 778 hp maximum power
- Up to 428 litres per minute flowrate for up to eight hydraulic remote valves
- Colossal rear lift capacity of 10,092 kg

NEVER EQUALLED

- Articulated steering and Tri-Point Oscillation delivers full power
- Four-track design distributes weight evenly over a total footprint of up to 5.91 m²
- Oscillation of 26° is provided both upwards and downwards
- Maximum 170 L/min flow rate at valve



ENHANCED PROTECTION

- 3 Years SAFEGUARD CONNECT* Package includes:
 - 3 years extended warranty
 - Connectivity included
 - 24/7 MAXSERVICE
 - Pre-season check
 - Operator training by the dealer
- CNH Capital professional financing solutions for every investment

CONNECTIVITY MEANS EFFICIENCY

- FieldOps Telematics solution – the gateway to Quadtrac series tractors
- Extended remote capabilities
- Manage and optimize your farm, fleet, and data with FieldOps at any time
- Remote screen sharing



FieldOps



Scan for more
information!

* ask your Dealer for the availability, terms and conditions of Safeguard Connect for your new Case IH machine



A CAB BUILT FOR PRODUCTIVITY

Your comfort always comes first

Engineers took a look at where you spend your time – the cab – and created a workspace designed for work

MORE STORAGE

To enhance in-cab storage for the operator, a rubber storage bin has been conveniently added to the top of the front console.

HEATED AND VENTILATED SEAT

Quadtrac/Steiger tractor's optional heated and ventilated red leather seat keeps you cool and comfortable in warm months.

MASTER OF ALL SEASONS

The pressurized air condition system features more vents and louvers to increase air flow around the operator. It can also be controlled directly via the encoder or the configurable buttons.

UNSURPASSED VISIBILITY

Whether forwards, sideways or backwards, any area provides best visibility. Furthermore, with a driver's seat that can swivel 40 degrees to the right, you'll have a more ergonomic view of your implements.

PREMIUM SOUND SYSTEM

Upgrade your ride with our optional premium audio system, featuring integrated tweeters in the front cab posts and an under-seat subwoofer for a superior sound experience.

CAB INTERIOR UPDATE

- 1 PREMIUM SOUND OPTION THAT INCLUDES AN AMPLIFIER, INTEGRATED TWEETERS AND A 16,5 CM SUBWOOFER
- 2 UPDATED CAB HEADLINER IMPROVES THE LOOK AND QUALITY OF CAB INTERIOR
- 3 INTEGRATED RIGHT-HAND SIDE DESIGN CONTRIBUTES TO EASIER MOUNTING OF DISPLAYS AND ACCESSORIES, INCLUDING THE SECOND CASE IH PRO 1200 DISPLAY OPTION FOR SETUP AND MONITORING OF ISO IMPLEMENTS
- 4 USB PORT & 12V PORT
- 5 RECOMMENDED INSTALLATION FOR BUSINESS BAND RADIO
- 6 RAM-MOUNTED CELL PHONE HOLDER WITH A WIRELESS CHARGER THAT ACCOMMODATES MOST PHONE SIZES

THE COMPARTMENT ALLOWS YOU TO BRING WHAT YOU NEED DURING A LONG FARMING DAY.




CASE IH VECTOR PRO
ON THE CAB ROOF

LIGHTING PACKAGE DELIVERING
OVER 76,620 LUMENS OF LIGHT

LARGE FRONT WINDSHIELD

ONE OF THE LOWEST CAB NOISE LEVEL

WE WERE THE FIRST IN THE INDUSTRY TO
INTRODUCE A FULLY-SUSPENDED CAB
WHICH REDUCES THE OVERALL VIBRATION
AND ENSURES A BETTER RIDE QUALITY.



BREAKING LIMITS OF CUSTOMISATION

Everything in control

The PRO 1200 monitor maximises control and automation in the cab. With just a few touches, operators can view and fine-tune most machine functions. Each driver can configure and save submenu and shortcut options to suit their needs.

THE PRO 1200 MONITOR

- 12" size
- Anti-fingerprint coating
- Bluetooth® pairing with mobile phone
- Ambient light sensor
- Multi-touch screen
- USB port
- Stand-by mode
- 4 cameras can be connected to the PRO 1200 monitor

EXCLUSIVE ENCODER KNOB

The integrated encoder allows an easy navigation and an accurate monitor set-up under harsh field condition.



PERSONALISE YOUR WORKING SCREEN

Easily customise your run screens with seven nameable options, giving you the freedom to choose which information to display.



CUSTOMIZE YOUR EXPERIENCE

Choose from over 100 functions to assign to eight freely-programmable keys.



CONFIGURE AUXILIARY BUTTONS

Assign implement functions according to individual preferences or implement requirements thanks to AUX-N capability.





DETAILS THAT MAKE THE DIFFERENCE

We help you to focus on what's really important.

Comfort and safety go hand in hand, which is why we have designed the Quadtrac/Steiger with the best visibility in its class. The cab with 4 pillars provides a 360° view while various cameras and superior drawbar visibility leave you feeling safe and in control.



ELECTRONIC HOOD OPENING

The Quadtrac 715 offers an electric hood lift, opening the bonnet to 34° for easy servicing via a switch in a lockable box near the cab steps. Models from 475 to 645 HP feature a manual bonnet lift with an integrated lock accessible by the door key.

IMPLEMENTS UNDER CONTROL


The divided remote valve block and the fuel tank design permits best visibility to the drawbar pin, making implement connection a one-person job.

EASY ACCESS

The ergonomic bonnet facilitates easy access for routine engine inspections. Removing the side panel allows for straightforward access to the filters.

ALL-AROUND VISIBILITY

Up to four cameras can be installed around the front and rear of the machine. You can set-up your PRO 1200 monitor to keep an eye on blind spots and improve your visibility.



ELECTRONICALLY OPERATED TELESCOPIC MIRRORS, CONTROLLED FROM INSIDE THE CAB, ENSURE THE BEST OPERATOR OVERVIEW.

THE SPECIAL QUADTRAC DESIGN GIVES THE OPERATOR PERFECT VISIBILITY TO THE FRONT AND TO THE REAR.

EASY ACCESS TO SERVICE AND MAINTENANCE POINTS

THE QUADTRAC/STEIGER'S EXCLUSIVE CAB SUSPENSION PROVIDES A SMOOTH RIDE IN THE FIELD AND ON THE ROAD.

EASY OIL INSPECTIONS WITH CLEAR VIEW CAPS

STAIRS AUTO-PIVOT DURING TRACTOR ARTICULATION, TO ENSURE YOU SIMPLE AND SAFE ACCESS.





POWERDRIVE

The proven full powershift transmission by Case IH

The full powershift Quadtrac/Steiger's 16-speed transmission offers smooth shifts for efficiency and reduced wear. Powerdrive transmission available on all models.

SMOOTHEST RIDE

The Powerdrive transmission ensures a comfortable and fatigue-free ride, even on long days in the field. Pulse-width modulation provides the smoothest possible shifts under load in order to maintain momentum and minimise power losses.

The larger diameter of the drive wheel increases speed in every gear. As a result, the Quadtrac HDS achieves an 11 % higher top road speed, with an increase of 4.4 km/h.

EASE OF USE AND GREATER EFFICIENCY

The fuel-efficient 16-speed PowerDrive transmission enables 20 % faster acceleration per gear change. Plus, Case IH's recent enhancements to the PowerDrive have proven to boost productivity.

ADVANTAGES

- Shifting through all gears without torque interruption
- Skip Shift function enables faster reach of target ground speed
- Direction changes without steering interruption via right-hand shuttle
- APM – Automatic Productivity Management for superior comfort in fields and on roads



HANDLE THE MOST DEMANDING IMPLEMENTS

Make the most out of your day – with outstanding capacity and excellent oil-flow

Quadtrac and Steiger tractors offer impressive performance with customizable hydraulic and drawbar options to make them ideal for using heavy implements in all conditions.

ELECTROHYDRAULIC REMOTE VALVES

The Quadtrac and Steiger models feature electrohydraulic valve assemblies boosting available hydraulic flow. Shielded by dust-resistant covers, they simplify one-handed hydraulic connections, with each valve offering a lever for easy coupling and uncoupling.

DESIGNED FOR CASE IH'S STRONGEST TRACTOR

The Quadtrac can be equipped with a heavy-duty three-point hitch, engineered to handle the most demanding attachments. It features stronger draft arms, one-piece cast iron construction, localized hook hardening for wear resistance, and a lift force increase, surpassing 10 tons.

COLOSSAL OIL FLOW

Quadtrac and Steiger tractors use a second hydraulic pump delivering up to 428 l/min to provide exactly the required oil flow to each of eight remote valves. This Twin Flow system can be converted to parallel flow system by inserting one simple plug supplied with the tractor.



CONFIGURABLE AND INTUITIVE COLOR-CODED REAR REMOTES

CVXDRIVE

The CVXDrive continuously variable transmission is built to simply deliver the exact speed for your operation without compromise.

Available on Quadtrac/Steiger 475, 525 and 555



CVXDRIVE

The CVXDrive transmission provides uninterrupted power with four ranges for efficiency and tough jobs. Active Hold Control enables hill stops without brake application, enhancing comfort and safety on slopes.

APM & ECODRIVE SPLIT THROTTLE

The Automatic Power Management (APM) optimizes tractor speed based on engine speed and gear ratio for efficiency. The ECODRIVE manual throttle enables preselection of engine speeds, adjusting to the task at hand.

ADVANTAGES

- 4 mechanical ranges with automatic range change
- Active Hold Control keeps the loaded tractor stationary on hill
- Low engine speed at high ground speed saves transport costs
- 100 % of mechanical power is available below 10 km/h for heavy pulling applications



THE MOST POWERFUL CASE IH TRACTOR

Further developed. Further strengthened.

The Quadtrac 715, powered by a 16L engine delivering 778 hp and 3,356 Nm torque, crowned Tractor of the Year 2025 for its unmatched engine performance.

STRONG IN EVERY SITUATION

The 16 L engine features a larger cooling package to manage the extra heat from higher horsepower, including a 20 % increase in transmission cooling capacity and an 11 % increase in hydraulic cooling capacity.

PUSHING BOUNDARIES

The Quadtrac/Steiger's heart is its innovative Cursor 13 and Cursor 16 engine, offering 467-778 hp. These in-line 6-cylinder engines, with 12.9/15.9 litre capacities, have 4 valves per cylinder for optimal gas exchange and reliability. The system maintains constant engine rpm under load, with two engine speeds storable for efficient fuel injection.

LONG WORKING DAYS GUARANTEED

The Quadtrac 715 comes with wider saddle tanks and a remarkable 1,968 l fuel capacity, presenting an impressive 11 % increase compared to the Quadtrac 645. The fuel fill point is easy to access, with steps and hand rails leading up to a standing platform.

MAINTENANCE-FRIENDLY FROM EVERY ANGLE

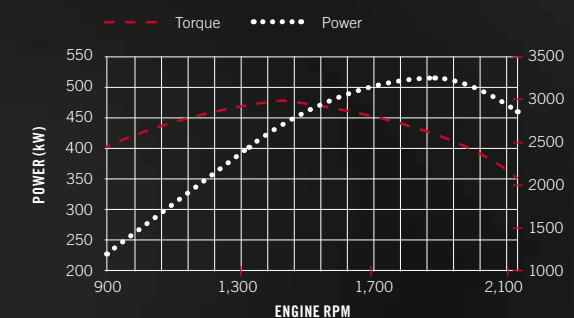
The Quadtrac and Steiger are also easy to maintain. Both models come now with the engine oil dipstick accessible without opening the bonnet.

ENVIRONMENTALLY FRIENDLY AFTER-TREATMENT SYSTEM

The patented and highly efficient Selective Catalytic Reduction (HI-eSCR2) system meets strict Euro stage V emission standards without compromising engine performance. The system will perform automatically to help reduce the contaminants and does not require any operator action, so you can stay up and running all day long.

Meet the most powerful Case IH tractor yet, the 715 HP flagship with a robust 16 L engine, achieving a peak power of 778 HP. Its advanced 16 L Cursor TST engine with eVGT technology offers an 11 % power increase and 10 % torque boost over the 645 Quadtrac model. With a 34,500 kg GVW, it's an unrivaled choice for fieldwork.

QUADTRAC 715



APM SYSTEM (AUTOMATIC PRODUCTIVITY MANAGEMENT)

Set the ground speed quickly. The APM system (Automatic Productivity Management) maintains a constant speed throughout the field operations, saving up to 20 % in fuel consumption.

THE NEXT LEVEL OF EFFICIENCY

Simple to operate: set the speed – APM takes care of the rest.




HIGH EFFICIENCY
SELECTIVE CATALYTIC
REDUCTION (HI-ESCR2)

BIGGER FUEL TANK WITH
NOW 1968 L (+11 % OVER
645) OF CAPACITY ENABLES
YOU TO RUN LONGER
WITHOUT REFUELLING

ENHANCED FUEL SYSTEM:
HIGHER PRESSURES,
STRONGER PUMP

10 % TORQUE
INCREASE OVER
QUADTRAC 645

CURSOR 16 ENGINE WITH
715 HP RATED POWER



LARGER, MORE ROBUST
INTERCOOLERS FOR CURSOR 16
TO COOL CHARGE AIR

LIGHT UP THE FIELD

The Quadtrac models include upgraded LED road and work lights, now at 25,420 lumens. Cab-mounted worklights, available in three packages, provide an additional 51,200 lumens for 360-degree coverage. This results in a remarkable total light output of 76,620 lumens, ensuring exceptional visibility in any working conditions.



- 1 3 Integrated low profile beacons in cab top
- 2 LED work and driving lights
- 3 LED egress lighting installed in left and right cab top grab rail supports

KEY FACTS

- LED interior lights makes operator working station cozy
- Upgrading all LED work lights to 5,000 lumens ensures the highest level of visibility
- Optional 360* lighting package makes night work as comfortable as day work
- Zone 9 has been added to the PRO 1200 lighting screen to control implement mounted lights (Controlled via display)
- 330 Ampere Alternator, 76,620 Lumen
- Rear Fender: 4 x 5,000 Lumen
- Rear Cab Roof: 4 x 1,400 Lumen
- Front Cab Roof: 4 x 1,400 Lumen
- Side Cab Roof: 4 x 5,000 Lumen
- Engine bonnet: 25,420 Lumen

up to
76,620
lumens



LEGENDARY 4-TRACK DESIGN

Even more track on the ground

In 1997, Case IH initiated track technology innovation with the Quadtracs. Recently, we've upgraded these heavy-duty track units to offer larger footprint, enhancing traction and reducing soil compaction. The drive wheels ensure maximum engagement of track lugs, improving torque handling and extending track lifespan.

A NEW GENERATION OF TRACK SYSTEM

The Quadtrac series offers 3 undercarriage systems:

- Standard undercarriage: Quadtrac 475-645
- HD undercarriage: Quadtrac 715
- HDS undercarriage: all Quadtracs

PROTECT YOUR RESOURCES

Quadtrac's weight is constantly evenly distributed over a footprint of up to 5,9 m² (with HDS) to lower soil pressure, reduce compaction and improve flotation. It results in minimal soil disturbance and less stress on your fields. The three roller pair system reduces spacing between the wheels and gives the weight of the tractor even more support to protect your soil.

TOP OF ITS CLASS IN SERVICEABILITY

The undercarriages are equipped with clear view caps on the 10 hub caps, which allow quick and easy daily maintenance. The durable Quadtrac undercarriage assembly consists of a cast undercarriage beam for improved part life by eliminating stress concentrations. No greasing points on the undercarriage for reduced down-time. Another benefit is that the tracks are automatically tensioned by hydraulic pressure. Manual track tensioning and adjustments are not required!

ADVANTAGES

- Damped roller pairs allow perfect adaptation to uneven ground (available on the standard and HD Quadtrac)
- Spoke idler wheels eject debris from inside and outside
- Footprint of up to 5.9 m² to protect resources
- Heavy-Duty Suspension optional available for all models
- Quadtrac's 5 axle undercarriage design for perfect weight distribution.
- 100% power transfer with positive drive, also on muddy ground
- Cast structural idler and roller wheels that are open, to allow debris to flow out of the undercarriage



IN COMPARISON TO A 2-TRACK-SYSTEM, THE 4-TRACK-SYSTEM STEERS UNDER FULL LOADS MINIMIZING SOIL DISTURBANCE WHEN TURNING.

INEFFICIENT AXLES




EFFICIENT AXLES



QUADTRAC HEAVY-DUTY SUSPENSION

Less vibration, less soil pressure, more output.

The Heavy-Duty Suspension system isn't just an evolution of current track design; it's a breakthrough in delivering a smooth, comfortable ride while minimizing soil pressure and compaction.



LOAD SHARING HYDRAULIC SUSPENSION WITH MANUALLY ADJUSTABLE RIDE HEIGHT

AUTOMATIC TRACK TENSION SYSTEM FOR OPTIMAL PERFORMANCE AND REDUCED WEAR AT ALL TIMES

INDEPENDENT VERTICAL MOVEMENT OF IDLER WHEELS

REDUCED VIBRATION BY 42 % WITH OUR DOUBLE-AXIS ROLLER WHEEL SUSPENSION SYSTEM, ALLOWING INDEPENDENT AXIAL MOVEMENT OF +/- 5°

AUTO TRACK TENSION

Automatic track tension system tied to tractor hydraulics

LONGER TRACKLIFE

11 % larger drive wheel and 5 % longer track than current Quadtrac 645

LARGER FOOTPRINT

More pulling power and lowest possible ground pressure. +3,5 % versus Quadtrac 715 +6,5 % versus Quadtrac 475-645

MORE PRODUCTIVITY

Higher field travel speeds in all conditions

LOW MAINTENANCE

Grease-less, maintenance free bushings and pins

AVAILABILITY

Optional for all Quadtrac models (475-715)

Quadtrac Heavy-Duty Suspension system

Your farm's most valuable assets are the soil and your well-being. To preserve both with minimal disruption, you need high-performance machines that are gentle on the soil and easy on your back. That's why we developed the groundbreaking HDS system with 42 % less vibrations, offering unmatched stability and efficiency in the field. This advanced suspension system enhances operator comfort with a hydraulically suspended, ground-

conforming undercarriage. Built for durability and longevity, the HDS system minimizes downtime, ensuring your equipment is always ready to perform. The HDS system also features automatic track tensioning and a grease-less setup, making maintenance effortless. With a larger footprint to reduce ground pressure and soil compaction, plus a faster top road speed, the HDS system boosts productivity while protecting your fields.

LET'S REDUCE PRESSURE

AS A COMPARISON, QUADTRAC SOIL COMPACTION IS ONLY 0.5 KG/CM² (28,000 KG / 56,000 CM²), THE SAME AS A PERSON ON 1 LEG (100 KG, 200 CM²=0.5 KG/CM²).



0.5 KG/CM²
(100 KG, 200 CM²)



0.5 KG/CM²
(28,000 KG / 56,000 CM²)



AHEAD OF THE GAME

Design you can only get from Case IH



2,997 WIDTH
WITH 30" RUBBER TRACKS

KEY FACTS

- Load stress is distributed through to the front frame
- Durability, strength and stability are greater than alternative designs
- Ground contact is retained at all times
- 26° up and down oscillation

When Case IH launched the Quadtrac in 1997, it was like nothing else on the market. With an efficient blend of tracked drive units and articulated steering, we overcame the key problems associated with twin-track tractors, such as soil scuffing on headlands and loss of power while steering.




26°

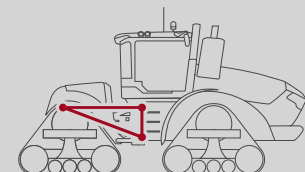
26°
LONGITUDINAL
OSCILLATION

TRI-POINT-OSCILLATION

The centre section of the Steiger chassis features a large top link that extends from the front frame to the very back of the rear frame to transfer dynamic loads more efficiently.



Total soil contact at all times.*



Tri-point Oscillation provides rigidity and strength for heaviest application.*
* For illustration purposes only.



6.1 M
(HD & HDS: 6.6 M)
TURNING RADIUS

PERFECT WEIGHT DISTRIBUTION

The static weight distribution on a Quadtrac is 40 % on the rear axle and 60 % on the front axle. Due to the dynamic weight transfer during pulling, the weight distribution between front and rear axle becomes then 50/50. This results in more pulling power and lowest possible ground pressure due to perfect load distribution between front and rear axle.



INNOVATIVE CENTER PULL DRAWBAR

Maximum traction is achieved with the use of a centrepull drawbar. It is directly connected to the main articulation joint to provide superior traction with direct load transfer to the front frame without stressing the rear axle and frame.

ADVANTAGES:

- Increased traction – less fuel per hectare
- Reduced compaction, more yield
- Much smoother ride comfort

CONNECT. VIEW. MANAGE.



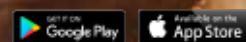
The all-in-one FieldOps simplified platform for all your Case IH and multi-branded equipment.

Get access to real-time data and insights, including real-time monitoring, precise equipment location and duty status, estimated job completion time, and more.

Create a free account to access all features of Case IH FieldOps!



Download the app



REAL-TIME MACHINE MONITORING

- Get precise equipment location and duty status.
- Monitor task completion and view 24-hour machine history.
- For a specific job, the robust performance data from FieldOps tells you how much area in the field is left and gives you an estimated time to completion.



MACHINE PERFORMANCE TRACKING

- Improve your fleet's efficiency from anywhere.
- Monitor every detail of your fleet to make real-time decisions.
- Build your setup with your choice of over 50 real-time parameters, including:
 - telematics,
 - work status,
 - fuel and DEF consumption,
 - engine hours and more...

DATA VISUALIZATION

- Quickly view the activities for a given field and choose which data layer to visualize.
- Turn agronomic data layers into prescriptions, run agronomic reports and create manual agronomic data layers.
- Set-up data integration between Case IH equipment and third-party systems which streamlines data collection and analysis, providing a holistic view of your farm operations.
- Easily find what you're looking for by toggling between tabs or using powerful search and quick filters.

SUPPORT & SERVICE REMOTELY

VIEW IN-CAB DISPLAY REMOTELY

No matter where they are, a farm manager or dealer can easily see exactly what the operator is seeing on the screen in the tractor cab.

REMOTE SERVICE SUPPORT

Work with your local Case IH dealer to remotely diagnose maintenance and service issues and identify the parts you need to stay up and running.

FIRMWARE OVER THE AIR (FOTA)

Your dealer can update your operating firmware wirelessly, giving you the advantage of new features, functionality and enhancements.



Launch a remote display session from your mobile phone and view monitor's screen to provide guidance to operators and offer near real-time adjustments from anywhere.

CONNECTIVITY MEANS EFFICIENCY

Case IH Precision Technology systems revolutionised precision farming in 1995, allowing farmers to monitor the entire crop production cycle.

With Precision Technology solutions, farmers can increase profits through repeatable accuracy, lower operating costs and reduced overlaps.

A PRECISION SOLUTION FOR EVERY NEED

Case IH offers a number of precision farming signals with varying levels of accuracy, so that you can choose what's best for your operation.

RTK+

- Pass to pass: 1.5 cm
- Repeatable: 1.5 cm

AFS1

- Pass to pass: 15 cm



PRECISE AND REPEATABLE AUTOMATED STEERING

AccuGuide is a highly accurate auto guidance system designed to maintain parallel swaths with precision down to 1.5 cm. Choose from various guidance patterns including field, circle, curved, heading, spiral and straight.

- Fewer “skips” and “overlaps” for more precise planting, fertilizing and tilling
- Less compaction for higher yields
- Faster field speeds to reduce your time on the job
- Reduced operator stress and fatigue



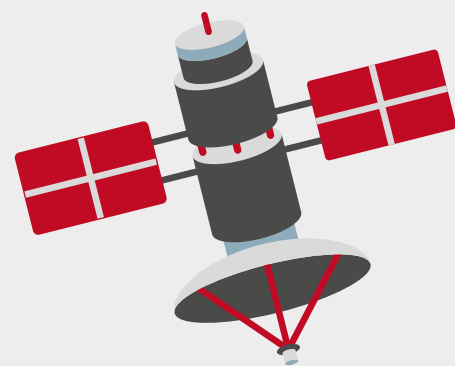
SMART HEADLAND TURNS

Our **AccuTurn** technology combines headland management and headland steering processes. Turning radius, speed, and implement control when turning on headlands are automated and optimised, resulting in increased efficiency and improved comfort.

- Automation optimises headland turns and field layouts
- Improves the repeatability and the overall efficiency
- Minimises operator error and reduces fatigue
- Can be combined with HMC II (AccuTurn Pro)

CASE IH AFS RTK+ NETWORK

RTK+ (Real Time Kinematic) is the top-end technology that ensures a fast, dependable signal and maximum accuracy in all conditions, regardless of field location.



ISOBUS III

With ISOBUS III, an implement can easily be controlled directly from the PRO 1200 monitor. With ISOBUS III, the implement automatically controls aspects of the Quadtrac / Steiger.



AUTOMATE YOUR HEADLAND SEQUENCE

The **Headland Management Control II** system assists drivers when turning at the headland by allowing them to program each step by time or distance. It can also trigger other automated functions, such as lowering engine speed after lifting the implement.

- Automates workflows for less driver fatigue and higher productivity
- HMC II turns a repetitive manual task into an automated pinpoint process



SAFE **GUARD** CONNECT

PROTECT YOUR INVESTMENT, ENHANCE YOUR PRODUCTIVITY



Increase uptime and keep your costs to an absolute minimum

This Case IH service package includes the professional services you need to help you reach the full potential of your Case IH machine.

SAFE **GUARD** WARRANTY PROTECTED FOR 3 YEARS

Extend your warranty for two more years: SAFEGUARD WARRANTY allows you to protect your investment from exposure to risk of unexpected repair cost. Farm with peace of mind, keep operating cost under control and, at same time, increase machine resale value.

**INCREASED
RESELL
VALUE**

**FASTER
REPAIR, LESS
DOWNTIME**

MAX **SERVICE**

3 YEARS OF ALL AROUND SUPPORT
Reduce downtime to a minimum: Get support around the clock in your busiest season and in close partnership with the dealer network. Take advantage of priority shipment of needed parts (24/7), in-field support by Case IH technicians and courtesy units wherever possible.

OPERATOR **TRAINING** KNOWLEDGE IS POWER

Unleash the full potential of your machine: Reach maximum performance and avoid an improper use of your new Case IH machine. Our professional training for operators delivered by your Case IH Dealer focuses on the new functionalities of your machine.

**INCREASED
OPERATOR
SAFETY AND
PERFORMANCE**

**INCREASED
PRODUCTIVITY
PER HA**

FieldOps

CONNECTIVITY INCLUDED
Use precision farming data and manage your fleet: Case IH FieldOps™ provides you with information about recent operations and lets you monitor machine status. Adapt in-field precision farming AB lines at any time so that all machines will follow the same lines every season.

PRE-SEASON **CHECK** PEACE OF MIND FOR 3 YEARS


The Case IH dealer technicians offer a Pre-Season Check to keep your machines in good shape and prevent downtime. The inspection covers over 100 checkpoints, and the technician will suggest ways to optimize machine performance based on the history report data.

**MAXIMIZE
MACHINE USE,
PREVENT
DOWNTIME**

**INCREASED
PRODUCTIVITY,
FASTER
REPAIR**



CONNECT ROOM: YOUR PIT CREW
Connect Room continuously monitors machines, proactively identifies potential issues, and alerts dealers for quick help, maximising productivity and minimising downtime.



PARTS AND SERVICES

Solutions for your farming

Our professional dealer network backed up by local Case IH teams, industry-leading Case IH support tools, modern training methods, best-in-class replacement parts, support and logistics performance. All you need for an excellent all-encompassing after-sales service to keep you farming.

GENUINE **PARTS** THE IDEAL CHOICE

Our wide range of top quality genuine parts can help maintain the full potential of your machine, season after season, guaranteeing top performance, utmost productivity and high residual value.

REMAN **PARTS** REMANUFACTURED

Cutting-edge technology, tailored tooling, equipment and stringent quality testing allow us to remanufacture essential components of your machine to the highest standards, ensuring the same performance as new parts.

ACCESSORIES **LINE** BUSINESS SOLUTIONS

Our engineers also develop solutions to cover every one of your individual demands, packaged into kits and designed to help improve business efficiency. Your Case IH dealer offers a host of partner-branded tools, small parts and accessories provided by selected partner suppliers.

MAX **SERVICE** AROUND THE CLOCK. AROUND THE COUNTRY.

The Case IH support operates around the clock in high season, in close partnership with the dealer network, to minimise any downtime you might experience. Your dealer, together with Case IH Parts & Service team, has the main goal of getting you back to work as quickly as possible. Solutions may come through the priority shipment of needed parts (24/7), the support on field of Case IH technicians, courtesy units wherever applicable.

SAFEGUARD **WARRANTY** PROTECT YOUR INVESTMENT

The Case IH Extended Warranty program under the same condition as the first year. SAFEGUARD WARRANTY allows you to protect your investment from exposure to risk of unexpected repair cost, farm with peace of mind, keep operating costs under control and, at same time, increase machine resale value.

CNH | CAPITAL

OPTIMAL FINANCING SOLUTION FOR EVERY INVESTMENT

CNH Industrial Capital is the financing company for Case IH. Our employees are financial experts and have many years of experience in agriculture. We not only know about Case IH products and the market – we also understand the individual requirements of your operations. Therefore we are always able to offer you a financial solution for your new investments that is tailored specifically to your operational requirements. Our most important goal is improving the profitability of your investments!

MODELS	STEIGER 475	STEIGER 525
ENGINE		
Type	FPT Cursor 13	
Number of cylinders / number of turbochargers	6 / Single Stage Turbo	
Emission level	Stage V	
Capacity (l)	12.9	
After treatment	Hi-eSCR2 - high efficiency SCR system	
Rated power ECE R120 ¹⁾ [kW/hp(CV)]	349 / 475	386 / 525
Rated power ECE R120 ¹⁾ Power Management ²⁾ [kW/hp(CV)]	378 / 514	415 / 564
Rated engine speed (rpm)	2,100	
Peak power ECE R120 ¹⁾ [kW/hp(CV)]	384 / 522	425 / 578
Maximum torque (Nm @ 1400 rpm)	1,992	2,459
Torque rise (%)	40	40
Fuel tank, diesel/urea (litres)	1,779 / 159	1,779 / 159
CHASSIS		
Type	Row Crop Chassis	
TRANSMISSION		
Type	16F/2R PowerDrive or CVXDrive	
Powershuttle	Std.	
AXLES		
Axle drive and gear arrangement	4 planet	
Axle diameter	5" – Flanged or bar	
Axle diff-lock type	Multi disc wet plate with independant front/rear control	
POWER TAKE OFF		
Type	Live independent system integral with transmission	
Speed Option	1,000	
Engine speed (rpm)	1,800	
Shaft type	1 3/4" shaft - 20 spline	
HYDRAULIC SYSTEM		
System type	Variable displacement, pressure and flow compensating (PFC)	
Max. oil flow rate at valve (l/min)	170	170
Optional pumps max.pump flow High Flow/Twin Flow (l/min)	216 / 428	216 / 428
System pressure (bar)	210	210
No. of remote valves	4 / 6 / 8	4 / 6 / 8
No. of remote valves with 3 point hitch	4 / 6	4 / 6
THREE POINT HITCH		
Lift Capacity (kg), through full range, 610 mm behind ball ends	9071	9071
Category type	Cat IV-N	Cat IV-N
HEAVY-DUTY DRAWBAR		
Diameter of drawbar pin-high capacity (mm)	51	51
Max. permissible vertical load (kg)	4,989	4,989
CLASS 5 DRAWBAR		
Diameter of drawbar pin-high capacity (mm)	n/a	n/a
Max. permissible vertical load (kg)	n/a	n/a
WEIGHTS		
Standard vehicle weight (kg) ³⁾	18,600 / 19,350	18,600 / 19,350
Max. gross vehicle weight (kg) ⁴⁾	25,400	25,400
DIMENSIONS ¹⁾		
Total length (mm)	7,493	7,493
Total height (mm)	3,937	3,937
Total width (mm) ⁵⁾	2,549	2,549
TRACKS		
Drive	–	–
Track width Standard / Option (cm)	–	–

● Standard Equipment ○ Optional Equipment – Not available
⁴⁾ Max GVW can vary according to homologation ⁵⁾ With standard tyres

¹⁾ECE R120 correspond to ISO 14396 and 97 / 68 / EC

²⁾ Power Management is only available during hydraulic, mobile PTO and haulage application

³⁾ Weight can vary according to tractor configuration

MODELS	QUADTRAC 525	QUADTRAC 555	QUADTRAC 595	QUADTRAC 645	QUADTRAC 715
ENGINE					
Type	FPT Cursor 13				
Number of cylinder / number of turbochargers	6 / Single Stage Turbo		6 / Two Stage turbo		
Emission level	Stage V				
Capacity (l)	13				16
After treatment					
Rated power ECE R120 ¹⁾ [kW/hp(CV)]	386 / 525	408 / 555	438 / 595	474 / 645	527 / 715
Rated power ECE R120 ¹⁾ Power Management ²⁾ [kW/hp(CV)]	415 / 564	440 / 598	467 / 635	504 / 685	547 / 743
Rated engine speed (rpm)	2,100				
Peak power ECE R120 ¹⁾ [kW/hp(CV)]	425 / 578	451 / 614	482 / 656	514 / 699	572 / 778
Maximum torque (Nm @ 1400rpm)	2,459	2,681	2,877	3,061	3,356
Torque rise (%)	40	40	40	40	40
Fuel tank, diesel/urea (litres)	1,779 / 322	1,779 / 322	1,779 / 322	1,779 / 322	1,968 / 322
CHASSIS					
Type	Quadtrac Chassis				
TRANSMISSION					
Type	16F/2R PowerDrive or CVXDrive		16F/2R PowerDrive		
Powershuttle	Std.				
AXLES					
Axle drive and gear arrangement	Planetary & drop gear, 3 planet				
Axle diameter	Flanged				
Axle diff-lock type	Multi disc wet plate with independant front/rear control				
POWER TAKE OFF					
Type	Live independent system integral with transmission				
Speed Option	1,000				
Engine speed (rpm)	1,800				
Shaft type	1 3/4" shaft - 20 spline				
HYDRAULIC SYSTEM					
System type	Variable displacement, pressure and flow compensating (PFC)				
Max. oil flow rate at valve (l/min)	170	170	170	170	170
Optional pumps max.pump flow High Flow/Twin Flow (l/min)	216 / 428	216 / 428	216 / 428	216 / 428	216 / 428
System pressure (bar)	210	210	210	210	210
No. of remote valves	4 / 6 / 8	4 / 6 / 8	4 / 6 / 8	4 / 6 / 8	4 / 6 / 8
No. of remote valves with 3 point hitch	4 / 6	4 / 6	4 / 6	4 / 6	4 / 6
THREE POINT HITCH					
Lift capacity (kg), through full range, 610 mm behind ball ends	10092				
Category type	Cat IV-N	Cat IV-N	Cat IV-N	Cat IV-N	Cat IV-N
CLASS 5 DRAWBAR					
Diameter of drawbar pin-high capacity (mm)	70	70	70	70	70
Max. permissible vertical load (kg)	6,804	6,804	6,804	6,804	6,804
WEIGHTS					
Standard vehicle weight (kg)	23,415 / 24,165	23,415 / 24,165	23,870 / 24,620	24,270	27,760
Max. gross vehicle weight (kg)	32,000	32,000	32,000	32,000	34,500
DIMENSIONS ¹⁾					
Total length (mm)	7,613	7,613	7,613	7,613	8,290
Total height (mm)	3,835	3,835	3,835	3,835	3,918
Total width (mm)2)	2,997	2,997	2,997	2,997	2,997
TRACKS					
Drive	4 independent tracks, positive drive				
Track width Standard / Option (cm)	76 / 91	76 / 91	76 / 91	76 / 91	76 / 91




caseih.com



Free phone: 00 800 22 73 44 00



Subscribe now
for exclusive
offers & updates

Safety never hurts! Always read the Operator's Manual before working with any equipment. Inspect equipment before using it, and be sure it is operating properly. Follow the product safety signs, and use any safety features provided. This literature has been published for worldwide circulation. The standard and optional equipment and the availability of individual models may vary from one country to the next. Case IH reserves the right to undertake modifications without prior notice to the design and technical equipment at all times without this resulting in any obligation whatsoever to make such modifications to units already sold. Whilst every effort is made to ensure that the specifications, descriptions and illustrations in this brochure are correct at the time of going to press, these are also subject to change without prior notice. Illustrations may show optional equipment or may not show all standard equipment. Case IH recommends **AKCELA** lubricants.

TP01 / SM / 12.24 / Printed in Austria - Cod.No. 24C0010COMINB

CASE IH