

# CULTIVATORS





# The advantages of stubble cultivation.

---

The intelligent use of field stubble can bring significant agronomic benefits to arable farmers, and transform what was once considered a waste product into something highly nutritious for the soil. The incorporation of stubble, straw and other plant residues assists in speeding up decomposition for quicker nutrient release. Furthermore, it enables farmers to utilise soil moisture just after harvesting to establish an optimal climate in which microbes can thrive and work best.



### Intermediate seedbed establishment

Employing shallow cultivation directly after the harvest encourages lost and dormant seeds to germinate. This also enables a seedbed to be established for intermediate crops such as mustard and radishes. It also removes the main source of nourishment for slugs – thereby acting as a pest control measure.



### Preparation of a seedbed in mulch tillage systems

Stubble cultivation enables the creation of a seedbed before drilling which breaks down the soil pan and enables the root zone to have access to moisture and nutrients. The cultivation depth can be set in relation to the volume of residue left in the field.



### Making wheel marks disappear

Today's modern harvesting equipment can leave wheel marks in the field when working in less than ideal conditions. Stubble cultivation is the ideal way to remove them. The working depth can be adjusted in relation to the depth of the wheel mark. This in turn ensures improved seed placement and germination. Additional benefits include improved boom stability during spraying operations, as in field ridges have been eliminated as well as reduced operator fatigue during subsequent tractor operations.



### Weed control

As weeds are extracted from the ground, they dry out and die on the surface. It is also possible to regulate the working depth depending on the type and concentration of weeds to be eliminated.





# Mounted or trailed, the choice is yours.

New Holland offers a range of mounted or trailed stubble cultivators so that operators can select the implement which suits their individual requirements. Both platforms, however share some common advantages which include a robust, heavy duty construction that's designed to cope with uneven fields and rough surfaces. Blockage free operation is facilitated thanks to substantial frame clearance and tine spacing.

## Integrated transport tyres

Wide profile, integrated transport tyres make road transport safe and efficient, they also aid in reducing soil compaction and scuffing on headland turns.



## Safe operation

It is exceptionally easy and safe to replace wearing parts when the cultivator's wings are folded vertically. Reducing maintenance time.



## Easily customisable

The wing pressure system enables the cultivator to closely follow field contours, for a uniform finish. A simple pin-in-hole system is used to adjust working depth down to 25cm, the automatic leveling system automatically adjusts with the change in working depth.







# A whole range of equipment to customise your stubble cultivator.

In order to ensure that your stubble cultivator meets your individual requirements, New Holland has developed a range of customisable options to cater to every farm's need.

## REAR ROLLERS

There are seven types of rear rollers on the ST range and three distinct types of rear rollers are available on the STC and STX V models, as shown below, to deliver consistent compaction after cultivation. This helps assist in speeding up the germination of weeds and lost grains. Positive contact between the soil and the plant residues further assists quick decomposition.



### Max Pack rollers

Max Pack rollers feature notched steel rings positioned at 12.5cm intervals for firm level surface and are the perfect choice when working in heavy soils where clod crushing is required. Max Pack rollers not only compact the top soil, but thanks to the rings' angled shoulders, they create some side-packing within the soil. The load is evenly distributed between the top and lower soil layers. Max Pack rollers are recommended when working with trailed models.



### Vibro Pack rollers

The newly developed range of Vibro Pack spring rollers utilise the advantages of offset vibrating springs, delivering optimal compaction across the entire working width with low rolling resistance, is perfect when working in a range of medium to heavy soils. As well as packing the soil, the Vibro Pack option also creates a crumbling effect in the soil. The 12.5cm spacing assists in moisture absorption.



### Cage rollers

The entry level Cage rollers work well in all soils and have the advantage of constant rotation.

## LEVELLERS

Two types of levelling options are available. Disc levellers are ideal for heavy soil and, hockey stick tine levellers are ideal for light and medium soils. Both of these levellers are positioned behind the tine section to maximise soil relocation.



### Disc leveller

The spring disc levelers delivers constant, blockage free rotation and facilitates further mixing of plant residues for even faster decomposition. The disc levelers are connected to the frame in sections. Each section features the two 460mm, diameter notched discs. The discs depth is adjusted in tandem with the rest of the machine. However there is a independent depth adjustment through Turnbuckle available.



### Hockey stick leveller

The entry-level hockey stick levelling system features two hockey stick tines connected to a spring. This system's action levels the soil after the cultivator tines, which enables the rear roller to create a level surface.



### A wide variety of shares

The New Holland stubble cultivator range can be specified with a wide variety of shares, all of which are manufactured from hardened steel, for exceptional durability. The range comprises of:

- 1 Grass shares (STX V)
- 2 6.5cm and 11cm reversible mulching shares (STX V)
- 3 14cm and 26cm goose foot shares (STX V)
- 4 A reversible 8cm + 26cm mixing share (STX V)
- 5 A standard 35cm mixing share (ST C)
- 6 8cm mulching share (ST C)



### Heavy duty front wheels

The heavy duty front wheels are standard on all trailed models and feature turnbuckle adjustment system. These wheels provide support during operation to ensure consistent levelling and to help prevent nose diving.

# The ST stubble cultivator.

The New Holland ST stubble cultivator has been designed with a whole range of innovative features to ensure the ultimate in stubble cultivation performance.



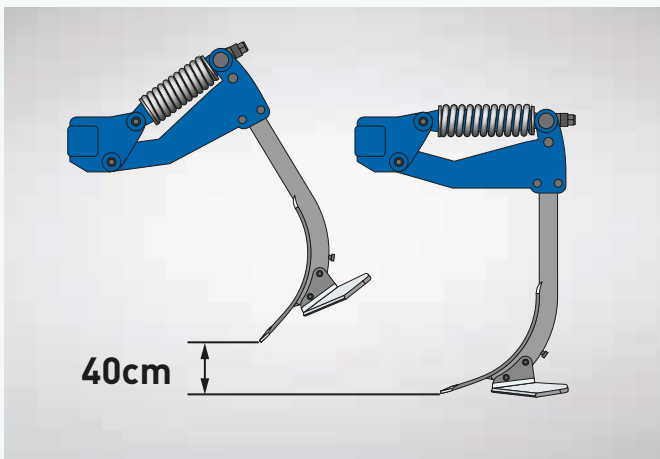
## Discs

A spring steel shank holds the discs to enable effective operation in a wide range of soils. The carrying frame can be moved forwards or rearwards between the times and the roller as desired. The outer discs level the soil between passes and are easily removed for transport.



## Tandem Cutter Roller

Choose the Tandem Cutter Roller when large volumes of crop residue need to be incorporated into the soil. The powerful wave shaped, 550mm diameter discs cut through large clods efficiently for optimal residue incorporation.



## Automatic reset stone protection

The ST has been designed to cultivate in a wide variety of soils, including shallow, rocky and stony soils. A heavy duty spring mechanism protects the cultivator when encountering large rocks, and the pivoting geometry enables the tine leg to pivot upwards and rearwards to skim over the obstacle before immediately re-engaging at the preset cultivation depth. In addition to the spring mechanism, the leg is protected by a shear bolt – which may be fitted in two positions to provide differing penetration and tine operating angles – a real benefit in the hardest soils.





### Advanced frame design

The main frame and brackets are produced from high grade 100mm square steel box section which provides exceptional strength and durability. The 800mm frame clearance and 1000mm distance between the main frame tubes has been designed to prevent trash blockages – and which also enables the ST range to operate at high forward speeds.

### Rear roller

Cage rollers are available in 450, 550, and 630mm sizes to cope with different soil structures and density, along with a secondary tandem roller if required. The roller controls the cultivation depth of the tines, as well as performing a levelling function.



### Range

Range		ST	
Model		ST 300R	
Frame type		Rigid	
Working width	(m)	3	
Number of Tines / Discs		7 / 6	
Rows tines		2	
Tine spacing	(cm)	42	
Stone release system		Shearbolt	Automatic
Working depth	(cm)	max 25	max 25
Types of rollers	(mm)	Cage 450 / Cage 550 / Cage 630 / Tandem cage 450 / Tandem cage 550 / Vibro Pack 570 / Max pack 550	
Transport width	(m)	3.0	3.0
Minimum horsepower requirement	[kW/hp(CV)]	66/90	66/90
Maximum horsepower requirement	[kW/hp(CV)]	110/150	110/150
Weight including cage roll	(kg)	990	1300



## The STC range of stubble cultivators.

---

New Holland's STC range of heavy duty stubble cultivators offers numerous advantages to the users including rigid tines for an even working depth of between 6 – 25cm. The entire STC range is fitted with wing shares, to ensure a full cut across the entire working width.





### Depth flexibility

Uniform shallow cultivation occurs across the entire working width with the wing shares engaged. Where deeper loosening down to 25cm is required, the wing shares can be removed.



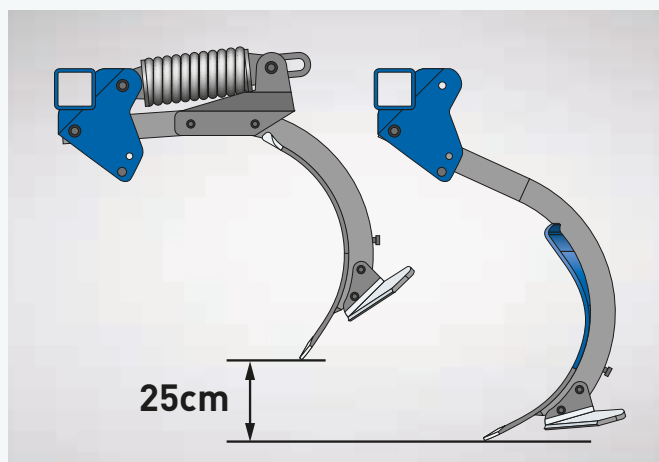
### Optimal mixing

The special curved tines, which encourage a rolling soil action facilitate optimal mixing of straw and residues.



### Stone protection

The high 25cm release clearance is triggered at a load of 400kg on the tip point.



### Range

Model	ST C						
	ST C 300RS	ST C 400RS	ST C 400S	ST C 500S	ST C 500TS	ST C 600TS	ST C 700TS
Frame type	Rigid		Hydraulic folding		Hydraulic folding trailed		
Working width (m)	3	4	4	5	5	6	7
Number of Tines	9	13	13	15	15	19	21
Rows tines	3	3	3	3	3	3	3
Tine spacing (cm)	33	31	31	33	33	31	33
Working depth (cm)	max 25	max 25	max 25	max 25	max 25	max 25	max 25
Stone release system	Automatic	Automatic	Automatic	Automatic	Automatic	Automatic	Automatic
Types of rollers	Cage 550 / Vibro Pack 570 / Max pack 550						
Transport width (m)	3	4	2.5	2.5	3	3	3
Transport height (m)	–	–	–	–	2.99	3.49	3.99
Minimum horsepower requirement [kW/hp(CV)]	88/120	118/160	118/160	147/200	147/200	177/240	206/280
Maximum horsepower requirement [kW/hp(CV)]	129/175	165/225	165/225	202/275	202/275	239/325	276/375
Transport wheels	–	–	–	–	380/55-17 or 480/45-17	380/55-17 or 480/45-17	380/55-17 or 480/45-17
Weight including cage roller (kg)	1650	2100	2300	2800	3700	4100	4500

– Not available

## The STX V range of stubble cultivators.

The New Holland range of STX V all-round stubble cultivators are perfect for conventional stubble operations as well as those looking for mulch tilling. With uniform performance across the total working area, down to a depth of 15cm in one pass, the STX V range features vibrating tines which reduces the power requirement as well as reducing fuel consumption. The entire range is also easy to maintain.



### The vibrating advantage

The STX V range features constantly vibrating tines which leave an open soil structure allowing moisture to easily penetrate. Furthermore, an additional crumbling effect is achieved, as the soil breaks up along its natural fracture lines. The four rows of tines deliver an intensive mixing of field residues in one pass. The heavy duty spring also features in-built rearward and sideways protection.

### Constant working depth

Constant working depth is achieved as the share point always operates directly under the tine flex point. Working depths from 6-15cm can be achieved during a single pass operation, which increases to 25cm on the subsequent pass.





## Range

## STX V

Model	STX V 300R	STX V 400R	STX V 400	STX V 500	STX V 600
Frame type	Rigid		Hydraulic folding		
Working width (m)	3	4	4	5	5.8
Number of Tines	13	17	17	21	25
Rows tines	4	4	4	4	4
Tine spacing (cm)	23.5	23.5	23.5	23.5	23.5
Working depth (Two passes) (cm)	max 25	max 25	max 25	max 25	max 25
Types of rollers (mm)	Cage 550 / Vibro Pack 570 / Max pack 550				
Transport width (m)	3	4	2.5	2.5	2.5
Transport height (m)	–	–	–	–	–
Minimum horsepower requirement [kW/hp(CV)]	55/75	96/130	96/130	118/160	147/200
Maximum horsepower requirement [kW/hp(CV)]	96/130	125/170	125/170	154/210	184/250
Transport wheels	–	–	–	–	–
Weight including cage roller (kg)	1500	1850	2050	2500	2800

– Not available

## Range

## STX V

Model	STX V 400T	STX V 500T	STX V 600T	STX V 700T
Frame type	Hydraulic folding trailed			
Working width (m)	4	5	5.8	7
Number of Tines	17	21	25	29
Rows tines	4	4	4	4
Tine spacing (cm)	23.5	23.5	23.5	23.5
Working depth (Two passes) (cm)	max 25	max 25	max 25	max 25
Types of rollers (mm)	Cage 550 / Vibro Pack 570 / Max pack 550			
Transport width (m)	3	3	3	3
Transport height (m)	2.49	2.99	3.49	3.99
Minimum horsepower requirement [kW/hp(CV)]	96/130	118/160	147/200	177/240
Maximum horsepower requirement [kW/hp(CV)]	125/170	154/210	184/250	221/300
Transport wheels	380/55-17 or 480/45-17	380/55-17 or 480/45-17	380/55-17 or 480/45-17	380/55-17 or 480/45-17
Weight including cage roller (kg)	3000	3400	3700	4100

# The seedbed cultivator at work.

New Holland's range of seedbed cultivators are able to work at a precise depth as no external forces are transmitted to the implement through the tractor. Two large transport wheels not only make road transport easier and smoother, but they also assist in reducing compaction and scuffing when turning on the headland.



## Three hydraulic system advantage

Benefitting from three hydraulic circuits, New Holland's range of seedbed cultivators have been designed so that only two double acting hydraulic spool valve are required on the tractor. The three hydraulic circuits are:

- A single acting spool valve to fill the wing pressure cylinders
- A double acting spool valve to fold the cultivator
- A double acting spool valve to raise and lower the transport wheels



## Narrow tine section

The seedbed cultivator range features 19 tines per metre at a uniform tine spacing starting from 6cm. The narrow tine sections ensure that each section prepares the soil at the predetermined depth.







### **Precise working depth control**

The precise working depth is achieved by a combination of tines which are mounted on a single, reinforced flat bar. The resilient upper section of the tine primarily serves as a stone safety release.

### **Easy depth adjustment**

The working depth is adjusted by a single handle on each section. This ensures that all of the tines in each section move in the vertical plane and that the correct tine angle is maintained.





# The SBL V range of seedbed cultivators.


The mounted SBL V range of seedbed cultivators feature the classic Vibro S tine configuration, making it perfect for use in all types of soil. The share point is placed straight under the fixation point to maintain exact and uniform working depth. When the tine is bent backwards, the share point is only lifted a few millimetres. The SBL V range is available with either Vibro S or SQ tines.



SPAGC




RDGC



FLGC



RLGC (Available through Aftermarket Solutions)



REGC (Available through Aftermarket Solutions)

## A wide range of options to suit your needs

You can select from a wide range of options to ensure your SBL V seedbed cultivator meets your requirements.

- SPAGC levelling bar crumbles all types of the soil in front of the implement
- FLGC longfinger harrow levels and mixes the top layer in light soils with or without stones and straw
- RDGC double rotacrat is for medium to heavy soils and generates extra crumbling as well as pressing the top layer

More combinations including REGC, CEGC and RLGC are available through Aftermarket Solutions



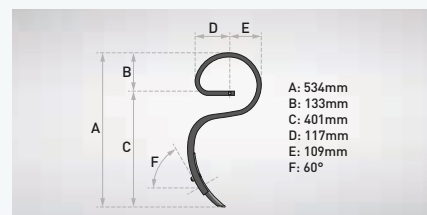
## Heavy duty frame design

A rubber shock absorber is mounted on the harrow's drawbar frame. It protects both the harrow and the tractor from impacts during operation.



## The benefits of vibrating tines

The hardened vibrating tines ensure an intensive workout for the soil all whilst maintaining exact working depth. The patented round profile steel delivers even more intense vibration for enhanced soil preparation.



## Pick the tine which suits you

Vibro SQ tines are suitable for all types of soil and delivers an optimal penetration/mixing solution. Their 60° angle prevents pulling up wet undersoil. The smaller circular bend renders the tine more rigid for even more accurate depth control.





### A range of 9 possible working widths

This range of seedbed cultivators offers working widths of between 2.5 and 6.7 metres with a transport width of between 2.6 and 3.4 metres. This range offers the ultimate in ease of use thanks to quick and easy depth control courtesy of one single adjusting handle. The semi-quick hitch makes attaching the implement even easier.

### Strong frame design

The SBL V, featuring Vibro S or Vibro SQ tines, has a central frame and side wing construction. In addition to the advantages the SBL V model offers, for enhanced working depth precision, wider and larger 165R15 wheels can be fitted- This low pressure option are less sensitive to uneven soil surface.

#### Range

		SBL V					
Model		SBL V 250R		SBL V 290R		SBL V 370	
Frame type		Rigid		Rigid		Hydraulic folding	
Working width	(m)	2.5		2.9		3.7	
Tine type		Vibro S	Vibro SQ	Vibro S	Vibro SQ	Vibro S	Vibro SQ
Number of Tines		25	31	29	35	37	47
Rows tines		4	4	4	4	4	4
Tine spacing	(cm)	10	8	10	8	10	8
Working depth	(cm)	3 to 9	3 to 9	3 to 9	3 to 9	3 to 9	3 to 9
Transport width	(m)	2.6		3		2.6	
Transport height	(m)	> 2.4	> 2.4	> 2.4	> 2.4	> 2.4	> 2.4
Minimum horsepower requirement	[kW/hp(CV)]	18/25	22/30	22/30	26/35	29/40	33/45
Maximum horsepower requirement	[kW/hp(CV)]	29/40	33/45	33/45	37/50	40/55	51/70
Weight without accessories	(kg)	382	426	419	445	532	604

#### Range

		SBL V			
Model		SBL V 430		SBL V 490	
Frame type		Hydraulic folding		Hydraulic folding	
Working width	(m)	4.3		4.9	
Tine type		Vibro S	Vibro SQ	Vibro S	Vibro SQ
Number of Tines		43	53	49	61
Rows tines		4	4	4	4
Tine spacing	(cm)	10	8	10	8
Working depth	(cm)	3 to 9	3 to 9	3 to 9	3 to 9
Transport width	(m)	2.6		2.6	
Transport height	(m)	2.4	2.4	2.4	2.4
Minimum horsepower requirement	[kW/hp(CV)]	33/45	40/55	37/50	44/60
Maximum horsepower requirement	[kW/hp(CV)]	48/65	59/80	55/75	66/90
Weight without accessories	(kg)	685	730	740	790

#### Range

		SBL V							
Model		SBL V 530		SBL V 590		SBL V 630		SBL V 670	
Frame type		Hydraulic folding		Hydraulic folding		Hydraulic folding		Hydraulic folding	
Working width	(m)	5.3		5.9		6.3		6.7	
Tine type		Vibro S	Vibro SQ	Vibro S	Vibro SQ	Vibro S	Vibro SQ	Vibro S	Vibro SQ
Number of Tines		53	65	59	73	63	79	67	83
Rows tines		4	4	4	4	4	4	4	4
Tine spacing	(cm)	10	8	10	8	10	8	10	8
Working depth	(cm)	3 to 9	3 to 9	3 to 9	3 to 9	3 to 9	3 to 9	3 to 9	3 to 9
Transport width	(m)	3		3		3.4		3.4	
Transport height	(m)	2.4	2.4	2.4	2.4	2.4	2.4	2.4	2.4
Minimum horsepower requirement	[kW/hp(CV)]	40/55	48/65	44/60	55/75	48/65	59/80	52/70	63/85
Maximum horsepower requirement	[kW/hp(CV)]	59/80	73/100	66/90	81/110	70/95	88/120	73/100	96/130
Weight without accessories	(kg)	777	827	830	887	923	990	957	1030

# The SBM V range of seedbed cultivators.

The New Holland range of fully-mounted SBM V seedbed cultivators is equipped with vibrating tines in working widths from 5.5 – 8.3 metres, and are compatible with tractors of up to 250hp. The SBM V range is available with either Vibro S, SQ, SS or VTM tines.

## Strong and robust frame

The strong and robust frame is constructed from the perfect combination of square tube and flatbar section, which provide a lightweight yet durable structure. Featuring five rows of tines in a symmetrical pattern. This allows soil to flow through the cultivator preventing blockages. The three section composition enables limited in field contouring.



## Depth control

Four large rubber wheels are mounted inside the frame behind the front beam to ensure accurate depth control. Adjustment is easy and quick courtesy of dedicated handles.



## Convenient road transport









All models can be folded to below three metres to comply with stringent road transport regulations. Owners can select from either a hydraulic or mechanical wing locking systems, both of which are operated from the comfort of the cab.



## Rear roller and Rear harrow offering

The SBM V offers three different rear roller combination and one optional rear harrow attachment system, which allows the pressure to be adjusted and transferred to the rear rollers facilitates reconsolidation. Furthermore, the attack angle and pressure of the rear rollers can be easily adjusted to suit different field conditions. More combinations are available through Aftermarket Solutions.



	Vibro S	Vibro SQ	Vibro SS	Vibro VTM
Tines				
Attack angle	44°	60°	60°	50°
Frame height, cm	39	40	42	50
Dimensions, mm	32x10.5	32x12.5	45x11	50x10.8
Tine spacing, cm	10	8	10	15
Working depth, cm	3-9	3-9	3-12	6-12
Standard Shares, mm	 35x6	 35x6	 35x8	 70x6



The SBM V series is available with 4 different types of tines, making it possible to always fit the harrow to the customer's needs.

### The hydraulic flexboard

The hydraulic flexboard can be adjusted to alter the degree of operation and features adjustable wearing plates which extend operating life. An easy to read depth scale, makes for easy depth setting.

#### Range

#### SBM V

Model		SBM V 550				SBM V 650			
Frame type		Hydraulic folding							
Working width (m)		5.5				6.5			
Tine type		Vibro S	Vibro SQ	Vibro SS	Vibro VTM	Vibro S	Vibro SQ	Vibro SS	Vibro VTM
Number of Tines		55	69	55	37	65	81	65	43
Rows tines		5	5	5	5	5	5	5	5
Tine spacing (cm)		10	8	10	15	10	8	10	15
Working depth (cm)		3 tot 9	3 tot 9	3 to 12	3 to 12	3 to 9	3 to 9	3 to 12	3 to 15
Transport width (m)		3	3	3	3	3	3	3	3
Transport height (m)		2.7	2.7	2.7	2.7	3.19	3.19	3.19	3.29
Minimum horsepower requirement [kW/hp(CV)]		92/125	92/125	92/125	92/125	103/140	103/140	103/140	103/140
Maximum horsepower requirement [kW/hp(CV)]		121/165	121/165	121/165	121/165	132/180	132/180	132/180	132/180
Weight without accessories (ka)		1375	1475	1475	1375	1525	1625	1625	1525

#### Range

#### SBM V

Model	SBM V 750			
Frame type	Hydraulic folding			
Working width (m)	7.5			
Tine type	Vibro S	Vibro SQ	Vibro SS	Vibro VTM
Number of Tines	75	93	75	51
Rows tines	5	5	5	5
Tine spacing (cm)	10	8	10	15
Working depth (cm)	3 to 9	3 to 9	3 to 12	3 to 15
Transport width (m)	3	3	3	3
Transport height (m)	3.69	3.69	3.69	3.79
Minimum horsepower requirement [kW/hp(CV)]	114/155	114/155	114/155	114/155
Maximum horsepower requirement [kW/hp(CV)]	151/205	151/205	151/205	151/205
Weight without accessories (kg)	1675	1775	1775	1675

#### Range

#### SBM V

Model	SBM V 830			
Frame type	Hydraulic folding			
Working width (m)	8.3			
Tine type	Vibro S	Vibro SQ	Vibro SS	Vibro VTM
Number of Tines	83	103	83	55
Rows tines	5	5	5	5
Tine spacing (cm)	10	8	10	15
Working depth (cm)	3 to 9	3 to 9	3 to 12	3 to 15
Transport width (m)	3	3	3	3
Transport height (m)	4.09	4.09	4.09	4.19
Minimum horsepower requirement [kW/hp(CV)]	125/170	125/170	125/170	125/170
Maximum horsepower requirement [kW/hp(CV)]	184/250	184/250	184/250	184/250
Weight without accessories (kg)	1825	1925	1925	1825

## The SGX range of seedbed cultivators.

---

Your harvest ultimately starts with the seed that goes into the ground, and ensuring it has the best start means you will reap the subsequent yield benefits. Only by selecting the right equipment to prepare the seedbed can the full benefit of fertilisers, crop protection products and the weather conditions be achieved.

New Holland's range of seedbed cultivators has been designed to deliver a one-pass seedbed preparation, to both optimise in-field activities, as well as to reduce overall operating costs.





### Precise working depth. Always.

In order to obtain a precise working depth, New Holland uses a patented system whereby the pulling point is placed directly behind the first row of tines, thus ensuring the machine is perfectly balanced.



### Rear rollers

Two Cage rollers are fitted as standard – the first is positioned in front of the tine section and the other behind. The cage rollers support the cultivator in its working position. This results in an even seedbed down to a maximum depth of 8cm.



### Narrow tine sections

The narrow tine sections have 17 tines per meter set to a uniform distance of 6cm. The narrow section design ensures, that each section treats the soil precisely at the set depth.



### Select the roller which is right for you

A whole range of rollers can be specified to ensure you find the ones which meets your needs.

- 1 B 320mm diameter roller features a strong tubular design and delivers medium crumbling and reconsolidation
- 2 C 320mm diameter roller features a robust construction and delivers very good crumbling and medium reconsolidation
- 3 K 350mm diameter roller delivers optimal reconsolidation in clay soils

# How the SGX ranges produces the perfect seedbed.

---

New Holland's range of SGX seedbed cultivators has been designed to deliver a high quality seedbed after ploughing. This high capacity high speed cultivator has been designed to work between 10-12km/h and will assist in enabling high value crops such as sugar beet and onions to achieve their full yield potential.

## Individual working sections

The four to six working sections are individually suspended beneath the main frame in a unique hydraulic suspension system, which enables each section to follow the soil's contours extremely accurately. As a result, the desired working depth can be achieved across the entire working width as well as uniform reconsolidation.






### Six working zones

The SGX range features six key working zones to ensure optimal seedbed preparation.

- 1** Track eradicators: these optional tines are fitted to eradicate tracks and wheel marks. The number of tines can be adjusted to accommodate for dual wheels or tracked machines.
- 2** Front flexboard: a hydraulically adjustable Flexboard levels the soil ahead of the first depth roller, already eliminating the majority of topsoil unevenness. This leads to smoother, more efficient operation.
- 3** Front roller: the heavy duty 320mm diameter front roller controls the working depth.
- 4** Straight 32x12mm Vibro SG tines: five rows of straight tines are placed at 6cm intervals to ensure complete cultivation and mixing throughout the soil profile.
- 5** Rear levelling board: provides a light levelling effect to leave a uniform surface.
- 6** Rear roller: the rear double roller combination provides effective crumbling and reconsolidation. The front roller controls the working depth. Different roller combinations can be specific to suit your specific requirements.




### Three hitch options

Customers can choose between three hitch options: a category three lower lift bar connection; a 40/50mm ring drawbar or a K80 ball hitch.

#### Range

Model	SGX		
	SGX 540	SGX 620	SGX 790
Frame type	Hydraulic folding trailed		
Working width (m)	5.4	6.2	7.9
Number of Tines	90	106	130
Rows tines	5	5	5
Tine spacing (cm)	6	6	6
Working depth (cm)	3 to 10	4 to 10	5 to 10
Transport width (m)	3	3	3
Transport height (m)	2.74	3.14	3.99
Minimum horsepower requirement [kW/hp(CV)]	103/140	132/180	162/220
Maximum horsepower requirement [kW/hp(CV)]	132/180	162/220	221/300
Transport wheels	380/55-17 or 480/45-17	380/55-17 or 480/45-17	480/45-17
Weight without accessories (kg)	3900	4100	5300

# New Holland Top Service: customer support and customer information.



## Top Availability

If you need information, or have an out of hours question, ring our toll-free number\*. All day, every day, we are just a call away.



## Top Speed

Express parts delivery: when you need it, where you need it!



## Top Priority

Fast-track solution during the season: because your harvest can't wait!



## Top Satisfaction

We drive and track the solution you need, keeping you informed: until you are 100% satisfied!



### For more details, ask your New Holland dealer!

\* Calls to the Top Service team are free from landlines in the United Kingdom and Republic of Ireland. UK-based mobile calls are also free, but Republic of Ireland mobile users should call 01 2421881 and this will be charged at your standard network rate.

AT YOUR OWN DEALER



[www.newholland.com/uk](http://www.newholland.com/uk) - [www.newholland.com/ie](http://www.newholland.com/ie)



The data indicated in this folder are approximate. The models described here can be subjected to modifications without any notice by the manufacturer. The drawings and photos may refer to equipment that is either optional or intended for other countries. Please apply to our Sales Network for any further information. Published by New Holland Brand Communications. BTS Adv. - Printed in Italy - 03/21 - (Turin) - 205002/INB