



ADVANCED FARMING SYSTEMS







PRECISION TECHNOLOGY THAT MAKES THE MOST OF EVERY SEASON, SOIL AND SEED.



Case IH Advanced Farming Systems (AFS) and AFS Connect™ deliver an integrated precision farming solution that supports High-Efficiency Farming by rethinking productivity to make the most of every season, soil and seed. AFS gives you more control over every operation down to the square inch. Reduce waste, increase overall efficiency and uncover opportunities that turn potential into profit.



OVERVIEW

Advanced Farming Systems (AFS)	4-5
AFS Connect	6-7

TECHNOLOGY IN THE FIELD

Harvest	8-9
Plan	10-11
Field Preparation	12-13
Plant & Seed	14-15
Grow	16-17
Multi-Season	18-19

AFS SYSTEM COMPONENTS

Receivers	20
Displays	21

AFS SUPPORT TEAM	22
------------------------	----

ADVANCED FARMING SYSTEMS.

Advanced Farming Systems (AFS) is precision technology that improves productivity and agronomic performance while minimizing waste. It's how we define Case IH High-Efficiency Farming: optimizing your time, resources and inputs to maximize returns on every acre. Built directly into your Case IH equipment, AFS delivers intuitive precision farming solutions that connect each phase of crop production into an interdependent system. The result: precision down to the square inch that increases overall efficiency and maximizes yield potential.

AUTOGUIDANCE.

Achieve year-to-year repeatable accuracy from sub-inch levels and beyond.

- AccuGuide™ autoguidance
- AFS RowGuide™ guidance
- AFS RTK+
- AFS AccuTurn™*
- ElectriSteer
- AFS Corrections & Accuracy
- AFS AccuStar GPS receiver
- AFS 372 GNSS receiver
- AFS Vector Pro receiver

SECTION AND RATE CONTROL.

Achieve significant cost savings, enhanced yield characteristics and more control — down to the square inch.

- AFS AccuControl section and rate control
- AFS AccuSync
- AFS ISO Task Controller
- AFS ISOBUS Product Control
- AIM Command FLEX™ advanced spray technology
- AccuBoom automatic boom section control
- AutoBoom™ automatic boom height control
- Feedrate Control
- Round Baler Automation

FIELD SOLUTIONS.

AFS Field Solutions bring you the tools needed to gather data and address problem areas within your fields.

- AFS Harvest Command™
- AFS Soil Command™

AFS CONNECT.

Remotely monitor and manage your farm, fleet and data, enabling you to optimize your performance, productivity and flexibility.

For more information, see pages 6–7.

*AFS AccuTurn is compatible with Case IH 2009 – Current model vehicles (Steiger®, Magnum™, Optum®, Puma® and Maxxum® series tractors; Patriot® series sprayers; Trident™ combination applicator). Vehicles must be equipped with AccuGuide autoguidance and include an AFS Pro 700 or Pro 1200 display, AFS 262/372 receiver and a NAV II/III controller.

Make decisions that improve yields with real-time information about the harvest. Manage an entire fleet and reduce time waiting to unload.

HARVEST



Use data from previous years to plan for higher yields next season.

PLAN

Increase accuracy and minimize overlaps at high speeds. Run efficiently at full capacity to boost productivity.

MULTI-SEASON

Reduce input, fuel and labor costs. Add hours to a short preparation window. Improve yield potential.

FIELD PREPARATION

Manage the product being applied with precision. Reduce input and labor waste. Improve yield potential with accurate coverage.

GROW

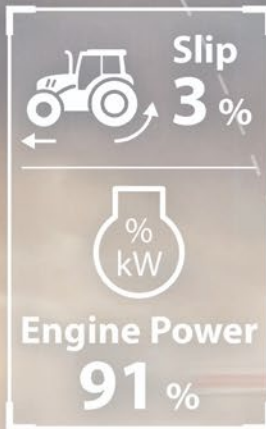
Monitor machine performance. Reduce seed costs and increase yields with less plant crowding.

PLANT & SEED



FARM, FLEET AND DATA MANAGEMENT.

Every hour, minute and even second you accomplish more of what you need to get done means more time for the moments you can't afford to miss. Through integrated solutions that link your farm, fleet and data, AFS Connect helps you optimize your time by delivering the information you need to make better, more-informed management decisions. A centralized control center streamlines your access to critical farm, machine and agronomic data from your computer or tablet/mobile device throughout the entire crop production cycle.



FARM MANAGEMENT.

Managing your fields and your data can be time-consuming. AFS Connect optimizes your time by easily organizing your fields, applications and agronomic data. With a wealth of information at your fingertips, you can boost your operation's performance.

- Gather and visualize data for better agronomic insights.
- Push guidance lines and prescriptions to equipment remotely.
- Check with your dealer for the latest features of this ever evolving platform.

FLEET MANAGEMENT.

When all your equipment operates efficiently with little to no idle time, you get the peace of mind that comes with working smarter and knowing that you're doing all you can to make the most of each growing season.

- Receive notifications and view critical operating parameters.
- Monitor current and historical machine performance.
- Plan and execute maintenance on connected vehicles.
- Coordinate all of your machines.

DATA MANAGEMENT.

AFS Connect helps you seamlessly manage, share and move data — all while ensuring you stay in complete control. Securely share your data and relevant equipment information with preferred trusted business partners — dealers, agronomists, consultants — anywhere, anytime.

- Wirelessly transfer two-way data between AFS Connect and trusted third-party suppliers.
- Upload and visualize historical data for a more complete view of your operation's performance.
- Access industry-leading third-party service providers and consultants to make your equipment interoperable with their services.



 **Ground Speed**
6.0 mph

 **Engine Power**
54 %

 **Coverage Area**
65.3 ac

Fuel Rate
23.6 gal/h  





TECHNOLOGY IN THE FIELD: **HARVEST.**

Case IH High-Efficiency Farming is about helping you harvest more of what you grow, from grain in the tank to nutrients cycled for future crops to the data that will help you make better decisions. AFS helps you monitor, map and evaluate your crop's performance, and compare yield and moisture data with prior yield maps to determine what factors or operations will maximize future yields. If you're not in the driver's seat during harvest, monitor real-time harvesting data remotely to help make recommendations for improving efficiencies.



AUTOGUIDANCE.

- **AccuGuide autoguidance** provides hands-free steering to achieve and maintain accurate row positioning in ever-changing harvest conditions and ease operator fatigue during long hours of operation. Use the "Line Splitting" feature to use Multiswath+ lines you recorded during planting with a 16-row planter and harvesting with an 8-row combine header.
- **AFS RowGuide guidance** provides accurate, hands-off steering during corn harvest to reduce operator fatigue.
- **AFS RTK Guidance:** Gain reliable sub-inch year-to-year accuracy.
- **Auto-Cut Width** adjusts combine cut width when traveling through odd-shaped fields, point rows or previously harvested areas to provide accurate yield readings.

FIELD SOLUTIONS.

- **AFS Harvest Command:** Harvest at peak efficiency with the AFS Harvest Command combine automation system. Available with the Axial-Flow® 250 series combine, this advanced technology simplifies harvest by proactively sensing and optimizing machine settings to maximize grain quality and grain savings — regardless of operator skill level.
- **Yield and Moisture Monitor:** Monitor and record harvesting data, helping make decisions to improve current yield and maximize future yield potential.
- **AFS Variety Tracking Software:** Analyze seed variety performance using data from planting in conjunction with yield and moisture data tracked at harvest — up to 30 different varieties per field.
- **AFS AccuSync:** Achieve greater harvesting efficiency when using multiple machines in the same field with AFS AccuSync.
 - **Easily share real-time field logistics between multiple machines in the same field** for a seamlessly connected operation promoting increased productivity and overall efficiency.


AFS CONNECT.

LEVERAGE ALL YOUR DATA IN ONE PLACE.

- **Farm Management:** Accurately track your yield data from the field to the grain elevator down to the bushel with Harvest Tracking.
 - **Field Visualization:** Compare field-by-field yield or average yield across all fields. With new options to give you insight on yield dry mass, yield wet mass and yield moisture, drill down by field or by variety to give you agronomic comparison information to make the best decisions for the next growing season.
 - **Aggregate Field Data:** Bring your harvest home by aggregating information collected throughout the season, ending with harvest results to make the best decisions for the future.
 - **Customizable Field Reports:** Create reports that show area worked, yield average, flow average, moisture average and more.
- **Fleet Management:** Coordinate unloading, maintenance and refueling to make the most of tight harvesting windows.
 - **Live Time Dashboard:** View real-time data of what is happening on the combine's dashboard, with one-minute data updates.
 - **Machine Dashboard Monitoring:** View performance data to ensure the combine is working most efficiently, including: wet yield, dry yield, moisture, flow, rotor speed, cleaning fan speed and upper and lower sieve.
 - **Custom Alerts:** Receive alerts about yield moisture and other harvest data.
- **Data Management:** Share files from AFS Connect with your preferred providers to help you evaluate for next year.
 - **Data Sharing:** Seamlessly transfer as-harvested maps to a home computer or trusted agronomist.



Upload your field data to visualize different information in AFS Connect such as yield dry mass, yield moisture, harvest speed, soil types, etc.



For illustrative purposes only.



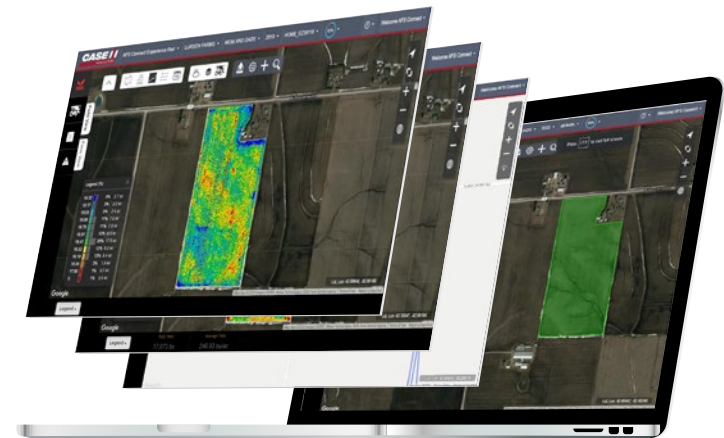
TECHNOLOGY IN THE FIELD: **PLAN.**

Use AFS data — historical and in-season — to plan for higher yields this year and in the years to come. Rather than work an entire field, target the appropriate tillage to areas showing likely signs of compaction. Variable-rate technology helps you apply the right nutrients at the proper rate, precisely when your growing crop needs them. AFS Connect lets you view, edit, manage, analyze and utilize all your precision farming data. Organize and generate reports, charts and maps all within the AFS Connect portal, all to help you maximize profitability and streamline inputs.



AFS CONNECT.

- **Farm Management:** Gather data throughout the year and easily visualize your field operations for better agronomic insights into your overall operational performance.
 - Manually create or upload field boundaries and then easily create field map layer
 - Aggregate data from multiple machines in one field and overlay your yield data over field maps
 - Generate valuable activity reports from your data
- **Fleet Management:** Streamline your fleet and manage your service intervals to drive maximum up time.
 - Compare idle versus work time to drive overall fleet efficiencies
- **Data Management:** View your data, evaluate the results to gain valuable insight to make purchase decisions for the entire farming operation. Drive efficiencies into the overall bottom line.
 - **Data Sharing:** Seamlessly transport AFS data to a home office or trusted adviser throughout the season, so data is available whenever needed
 - **Import Multiple File Formats:** With AFS Connect, easily share and evaluate information collected from various makes of equipment





AFS CONNECT SUPPORTED DATA CONTROLLERS

Files from these sources can be uploaded and processed. All RCD, CN1 and ZIP information.

CASE IH

- Universal Display UD Plus
- AFS 200 & 300
- AFS Pro 600, 700 & 1200
- EZ-Guide® 250 & 500
- FM-750 & FM-1000

NEW HOLLAND AGRICULTURE

- EZ-Guide 250, 500
- FM-750 & FM-1000
- InfoView IntelliView™, IntelliView II, IntelliView Plus II, IntelliView III, IntelliView IV

JOHN DEERE

- Original GreenStar™ (GSD4)
GreenStar 1800, 2600, 2630, 4600, Generation 4/4600
- APEX SHP Export
- APEX Backup

AG LEADER

- YM 2000
- PF Advantage
- PF3000
- InSight™
- EDGE™
- Integra (old & new)
- Versa
- Compass
- InCommand 800 & 1200
- SMS (basic, advanced, shape, backup)

AGCO

- Falcon & VT
- Console II
- C1000, 2000, 2100
- FieldStar® II
- AccuTerminal
- Task Controller
- Varioterminal (Fendt®)

TRIMBLE

- AgGPS 170
- EZ-Guide 250, EZ-Guide 500
- CFX-750™
- FMD
- FmX®
- Farm Works
- Site Mate

RAVEN

- ADV, RBIN, RAD file
- Slingshot®
- Viper™, Viper Pro (old & new), Viper X, Viper 4
- Cruizer™
- Envizio™ (Envizio Pro™, Pro II, Pro XL)

OTHER SUPPORTED DATA CONTROLLERS

- AgOtter
- Agris: FieldLink
- AgView
- AIM
- Bourgault: X20, X30CCI – 100, 200
- HARDI: HC 9500 (old & new), HC 8500
- Kinze: Vision®, Cobalt
- Loup: 8000i
- MapShots: AgStudio export
- MidTech: Legacy 6000
- RDS: 8000i
- SatLoc®: SatLoc G4™ & Bantam
- SST: Package Export
- Stara: Topper 4500
- TeeJet®: Aeros 9040

CLAAS

- Cenris II
- S10

PRECISION PLANTING

- Precision 20I20
- YieldSense
- SeedSense, SeedSense G3
- FieldView, FieldView Pro & Drive

TOPCON

- X20, X30



TECHNOLOGY IN THE FIELD: **FIELD PREPARATION.**

Control input, fuel and labor costs while creating a high-efficiency seedbed. Section and rate control reduce over-application and waste while AFS AccuTurn and AccuGuide autoguidance minimize overlap and create a path for your planter to perfectly place each seed. Increase productivity by coordinating machines for refueling and refilling inputs – and add hours to a short preparation window.



AUTOGUIDANCE.

- **AccuGuide autoguidance:** Make fewer passes in the field and ensure accurate coverage with minimized skips and overlaps. Utilize one of the many guidance patterns available to reduce operator fatigue and increase efficiency.
- **AFS RTK Guidance:** Use for sub-inch repeatable accuracy that's demanded in strip-till applications.
- **AFS AccuTurn:** Increase efficiency and decrease operator fatigue while using AFS AccuTurn for field preparation. AFS AccuTurn ensures an implement is entering and exiting the field square for maximum agronomic benefits.

FIELD SOLUTIONS.

- **AFS Soil Command:** This advanced suite of tillage technology adds precision to soil management. AFS Soil Command offers both seedbed sensing and agronomic control technologies to help optimize site specific soil profile management. This agronomic attention to measurement, monitoring and control unlocks all areas of your fields for potential increased yields in the future.

SECTION AND RATE CONTROL.

- **AFS AccuControl Section and Rate Control:** Add AFS AccuControl components to existing equipment to gain rate and section control functionality through the AFS Pro 700 or Pro 1200 display.
- **AFS ISO Task Controller:** Perform prescription control, section control and as-applied mapping precision farming functionality with ISOBUS-compliant implements (both Case IH and competitive) through the AFS Pro 700 or Pro 1200 display.
- **AFS ISOBUS Product Control:** Control liquid or dry product (liquid tool bars, slurry, spreaders, sprayers) to minimize input skips and overlap.

AFS CONNECT.

LEVERAGE ALL YOUR DATA IN ONE PLACE.

- **Farm Management:** Optimize the seedbed for inputs, i.e. fertilizer and chemical placement, with tillage prescriptions based on soil types to drive maximum yield potential.
- **Fleet Management:** Coordinate machine logistics to efficiently manage refueling, refilling and maintenance during tight tillage windows.
 - **Machine Dashboard Monitoring:** View machine speed remotely to ensure operator is staying within desired speed range.
 - **Vehicle and/or Implement Data Monitoring:** Improve fuel efficiency by analyzing machine performance data with a trusted adviser.
- **Data Management:** Share files from AFS Connect with your preferred providers to help you evaluate for next year.
- **Data Sharing:** Upload prescriptions from your agronomist directly to machines, and send as-applied maps wirelessly to a home office or agronomist.



Visualize data from previous seasons to assist in next year's crop plan. Easily send prescriptions to your connected vehicles using AFS Connect to drive maximum profits.



For illustrative purposes only.



TECHNOLOGY IN THE FIELD: **PLANT & SEED.**

Follow the precise path of your tillage using AFS AccuTurn and AFS AutoGuide autoguidance to perfectly place each seed for maximum productivity. Reduce plant crowding with automatic row-by-row overlap control and keep track of what you've planted with AFS Connect. When you're not in the driver's seat, view planter and seeder performance remotely and set custom alerts to ensure your equipment is working at peak performance.



AUTOGUIDANCE.

- **AccuGuide autoguidance:** Minimize skips and overlaps to save on inputs, fuel and labor.
- **AFS AccuTurn:** Ensure the planter is square after every turn to create uniform spacing between rows.
- **AFS RTK Guidance:** Obtain sub-inch corrected positioning for autoguidance accuracy, less overlap and minimized plant crowding.

SECTION AND RATE CONTROL.

- **AFS AccuControl Section and Rate Control:** Add AFS AccuControl components to existing planting and seeding equipment to gain rate and section control functionality through the AFS Pro 700 display.
- **AFS ISO Task Controller:** Through the AFS Pro 700 or Pro 1200 display, perform prescription control, section control and as-applied mapping precision farming functionality with true ISOBUS-compliant planters, air carts and drills with mounted tanks that are not driven through proprietary software.
 - **AFS ISOBUS Product Control:** Use to control liquid product on the planter
- **Case IH Factory-Installed Section & Rate Control:** Utilize all the agronomic advantages of section and rate control on Case IH equipment with clutches and drive motors.
- **Headlands Last:** Allows producers to plant headlands last for improved uniform plant emergence.
- **AFS AccuSync:** Achieve greater planting efficiency when using multiple tractors in the same field with AFS AccuSync.
 - Minimize overlaps or double planting as AFS AccuSync will **shut off applicable planter row units** so it does not double plant on already planted soil.
 - **Easily share real-time field logistics between multiple machines in the same field** for a seamlessly connected operation promoting increased productivity and overall efficiency.

AFS CONNECT.

LEVERAGE ALL YOUR DATA IN ONE PLACE.

- **Farm Management:** AFS Connect allows you to ensure your seed is placed accurately in the field based on prior years' data to achieve maximum yield.
 - **Field Visualization:** Manage your application prescription and as-applied information to maximize your revenue based on growing conditions.
- **Fleet Management:** Coordinate machine logistics to efficiently manage refueling, refilling and maintenance during tight planting windows.
 - **Machine Dashboard Monitoring:** View planter and seeder parameters remotely to ensure proper seed placement.
 - **Custom Alerts:** Set alerts to warn if parameters fall outside acceptable ranges—including skips, singulation, doubles and more.
- **Data Management:** Share and transfer prescriptions or as-applied data with a trusted advisor.



Upload your field data to visualize different map layers within the AFS Connect portal



For illustrative purposes only.



TECHNOLOGY IN THE FIELD: **GROW.**

Improve yield potential while reducing inputs and labor by managing placement accuracy and controlling application rates and spray pressure—regardless of speed or weather conditions. Save on inputs and add more hours to your day with technology that reduces skips and overlaps. As you're working, monitor and record how much product you've put down and easily transfer your as-applied data for future analysis.



AUTOGUIDANCE.

- **AccuGuide autoguidance:** Ensure pass-to-pass accuracy and reliability regardless of the season or operation. Reduce overlaps and skips, saving money on input costs and labor.
- **AFS RTK+ Guidance Correction:** Apply inputs with a cellular-delivered sub-inch RTK guidance correction signal without a distance or line-of-sight limitation.

FIELD SOLUTIONS.

- **Guidance Line Sharing:** Easily share planter tractor guidance lines with application equipment to reduce compaction and maximize soil health.

- **Prescription Map:** Generate an application map using crop health, pest presence and other factors that affect plant health, growth and yield.
- **As-Applied Map:** Generate a map during application operations to record rates for personal records and future analysis. Plus, create tank mixes to accurately track individual product amounts for record keeping and next year's purchasing decisions.
- **Boundary Map:** Apply inputs only where wanted. Use interior boundaries to guarantee section shut-off when crossing into sensitive areas like waterways. Monitor information displayed such as: acres remaining, total acres applied, amount of product required to complete the field and time remaining.

SECTION AND RATE CONTROL.

- **AFS AccuControl Section and Rate Control:** Add boom valves or control valves to an existing self-propelled or pull-type sprayer and/or liquid toolbar to get all the advantages of section control and variable technology.
- **AFS ISO Task Controller:** Use section control and variable rate on ISOBUS-compliant self-propelled or pull-type sprayer and/or liquid toolbar to ensure the correct amount of inputs in the right location.
 - **AFS ISOBUS Product Control:** Add precision farming functionality to liquid tool bars and sprayers.
- **AccuBoom, AutoBoom and AIM Command Technology:** Add to a Case IH sprayer to perform section control, boom height control and advanced spray technology for precise applications.
 - **AIM Command FLEX (Patriot® sprayers and Trident™ liquid system):** Maintain droplet size at a constant application rate and spray pressure in varying fields and weather conditions. Control flow rates and drift, and avoid over-application using turn compensation
 - **AccuBoom:** Automatically turns off boom sections when the sprayer enters an area that has already been sprayed and then turns the sections back on when leaving the applied area
 - **AutoBoom:** Automatically adjusts boom height when it detects changes in terrain

AFS CONNECT.

LEVERAGE ALL YOUR DATA IN ONE PLACE.

- **Farm Management:** Monitor and track growing degree days, rainfall, length of growing season, by field for year-over-year comparison from any device.
 - **Field Visualization:** Manage your field boundaries quickly and easily. Seamlessly track your crop health applications throughout the growing season to more easily evaluate and adjust for future cropping changes.
 - **Field Data:** Aggregate all inputs into a year-end evaluation and, if you choose, share with your trusted advisor for guidance and recommendations.
 - **Activity Tracking:** Automatically save your reports to the cloud, view equipment activity and get directions to scouting observations. If desired, share turn-by-turn navigation information to a field or equipment location.
- **Fleet Management:** Coordinate machine logistics to efficiently manage refueling, refilling and maintenance during tight application windows.
 - **Machine Dashboard Monitoring:** Manage operator performance by monitoring machine speed, target rate, actual rate, section control, etc.
 - **Vehicle and/or Implement Data Monitoring:** View real-time machine performance data for remote training and diagnostics.
 - **Custom Alerts:** Set alerts to warn if parameters fall outside acceptable ranges.
- **Data Management and Sharing:** Transfer as-applied data back to a home office or trusted advisor and upload a chemical prescription directly to a machine.



Track growing degree days, rainfall events and your crop health with AFS Connect and the AFS Connect Farm Mobile App.



For illustrative purposes only.



TECHNOLOGY IN THE FIELD: **MULTI-SEASON.**

Achieve sub-inch guidance accuracy while cutting hay and forage at high speeds. When it's time to bale, monitor all baler functions, including key real-time information like bale weight, moisture content and mis-tie alerts. Targeted hay preservative application can help you be more efficient in your haying and hit optimal timing for increased tonnage and relative feed values. Then view bales as they eject via camera feed directly to your AFS Pro 700 or Pro 1200 display. That's high-efficiency hay production.



AUTOGUIDANCE.

- **AccuGuide autoguidance:** Minimize overlap while cutting to save on fuel, labor and machine expenses.
- **AFS RTK Guidance:** RTK Network provides self-propelled windrowers with sub-inch accuracy to minimize overlaps.

SECTION AND RATE CONTROL.

- **ISOBUS Class 3:** Communicates information between implement and tractor and allows the implement to control tractor functions to optimize packaging, bale density, forage quality and bale consistency.
 - **Feedrate Control:** Continually adjusts the tractor's forward speed through ISOBUS Class 3 commands to maintain maximum capacity or uniform bale slice thickness
 - **Round Baler Automation:** Automatically stops the tractor, applies net wrap to the bale and raises/lowers the tailgate – reducing operator fatigue during long days of baling
- **AFS Pro 700 or Pro 1200 Display:** Integrated display reduces clutter and increases efficiency by controlling ISO-compliant Case IH large square balers and round balers. Monitor bale formation, mode, number of wraps, bale count, density and more.



AFS CONNECT.

LEVERAGE ALL YOUR DATA IN ONE PLACE.

- **Fleet Management:** Pinpoint the exact location of every machine to maximize utilization. Optimize timeliness of cutting, raking and baling operations for improved forage quality and yield.
- **Vehicle and/or Implement Data Monitoring:** Remotely view key performance information – speed, engine oil pressure, fuel level, etc. – on self-propelled windrowers and tractors.
- **Data Management:** Share files from AFS Connect with your preferred providers to help you evaluate for next year.



Upload your field data to visualize different map layers within the AFS Connect portal



For illustrative purposes only.

AFS SYSTEM COMPONENTS: RECEIVERS AND DISPLAYS.

Ensure your fleet runs efficiently with a receiver that is capable of streamlining guidance by anticipating and reading field conditions. The dense and robust AFS RTK+ network ensures a fast, dependable signal and maximum accuracy in all conditions, regardless of field location.



AFS VECTOR PRO RECEIVER.

■ **AFS Vector Pro receiver** streamlines guidance correction options whether it's cellular, satellite or radio delivered. Efficiency is accomplished with pass-to-pass (P2P) and year-to-year repeatability paired with proven AccuGuide performance and complemented by a simplified setup process. Available on AFS Connect equipment platforms.

- Base accuracy levels: WAAS and AFS 1
- Medium accuracy level: AFS 2 and AFS 3
- High accuracy levels: RTK and AFS RTK+

AFS 372 GNSS RECEIVER.

■ **AFS 372 GNSS receiver** relies on GPS/GLONASS signals and is capable of a wide range of accuracy levels. Available factory-installed on Case IH tractors, combines, windrowers and sprayers—or installed by your Case IH dealer—the AFS 372 can utilize:

- WAAS and RangePoint RTX (subscription purchased separately)
- OmniSTAR, CenterPoint RTX, CenterPoint VRS and RTK correction signals (additional activation levels)
- Base accuracy levels: WAAS, OmniStar VBS, RangePoint RTX
- Medium accuracy levels: OmniStar HP and G2, Centerpoint RTX (standard)
- High accuracy levels: CenterPoint RTX (fast), RTK+, Trimble Ag RTK Base

	Base Accuracy Levels				Medium Accuracy Levels					High Accuracy Levels	
	WAAS <40-in. accuracy	RangePoint™ RTX™ 6-in. P2P	AFS 1 6-in. P2P	OmniSTAR® XP 3-7/4-in. accuracy	OmniSTAR G2 3-7/4-in. accuracy	OmniSTAR HP 2-7/4-in. accuracy	AFS 2 2-in. P2P	Centerpoint™ RTX™ <1.5-in. accuracy	AFS 3 <1.5-in. P2P	Radio Delivered RTK <1-in. repeatable	AFS RTK+ Sub-inch repeatable
AFS 372	✓	✓		✓	✓	✓		✓		✓	✓
AFS Vector Pro	✓		✓				✓		✓	✓	✓



AFS PRO 700 DISPLAY.

■ AFS uses a single, integrated display with a common interface across all platforms of your Case IH equipment – the **AFS Pro 700**. The customizable display allows you to view six run screens for controlling key equipment functions and tracking important information.

- Compatible with the AFS 372 GNSS receiver

AFS PRO 1200 DISPLAY.

■ The **AFS Pro 1200** display is designed for intuitive navigation and optimum visibility on even the brightest days. Remote display viewing connects operators with farm managers seamlessly, and Bluetooth® capabilities pair the display with a mobile phone to bring everything onto one display.

- Compatible with the AFS Vector Pro receiver

Integrated AFS Pro 700 and 1200 Displays	Tractors	Tillage	Planting	Seeding	Sprayers & Floaters	Hay & Forage	Combines	Sugar Cane Harvester
AccuBoom					Optional			
Variable Rate and Section Control	● ○		● ○	● ○	● ¹			
AccuGuide autoguidance	● ○				● ²	●	●	●
AFS RowGuide							●	
AFS AccuTurn	●	● ○	● ○	● ○				
Camera/Video Display	● ○	● ○	● ○	● ○	●	●	●	●
ISOBUS-Compliant Implement Interface			● ³ ○	● ○	●	●		
Performance/Productivity Monitoring	● ○	● ○	● ○	● ○	●	●	●	●
Prescriptions			● ○	● ○	●			
Summary Data	● ○	● ○	● ○	● ○	●	●	●	●
Moisture Monitoring & Yield Mapping						●	●	●

● AFS Pro 700 display

○ AFS Pro 1200 display

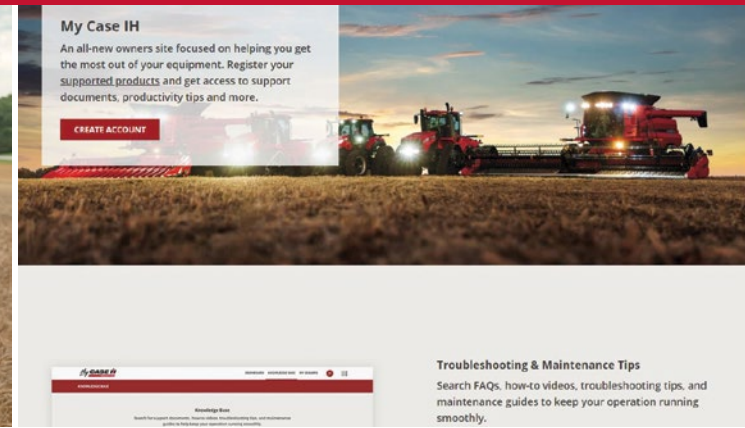
¹Optional on Patriot® sprayers and the 610 Liquid System used with Titan™ floaters.

²Optional on Patriot sprayers and Titan floaters.

³ISOBUS compliant for non-Case IH planters.

AFS SUPPORT TEAM.

Our comprehensive Case IH support network works alongside you to quickly get the answers you need to tackle every AFS and AFS Connect question.



AFS CERTIFIED DEALERS.

These participating Case IH dealerships have AFS specialists on-hand to help you operate and manage your precision farming technology, so you get the most out of your investment. Case IH AFS specialists provide a best-in-class experience.



AFS AND PRODUCT SPECIALISTS.

Get expert help from someone who's familiar with your terrain. Our dedicated AFS and product specialists are based in the field, working alongside Case IH dealers and customers.

AFS ONLINE OPERATIONAL RESOURCES.

Access support information when you need it, day or night. AFS online resources include: Precision Farming Product Support, Troubleshooting FAQs and AFS Support Team online ticket submission.

- **Case IH YouTube Page:** Find in-depth operational and how-to videos for AFS and AFS Connect products at the Case IH AFS YouTube page: youtube.com/user/CaseIHTube.
- **MyCaseIH.com:** Search FAQs, troubleshooting tips and maintenance guides to keep your operation running smoothly. View all of your supported equipment and devices, access your AFS Connect dashboard, see equipment alerts, view applications, and more—all in one place.
- **AFS Connect Farm App:** View and monitor your equipment and field information in one place, all on your mobile device or tablet.







SAFETY NEVER HURTS!TM Always read the Operators Manual before operating any equipment. Inspect equipment before using it, and be sure it is operating properly. Follow the product safety signs, and use any safety features provided. CNH Industrial America LLC reserves the right to make improvements in design and changes in specifications at any time without notice and without incurring any obligation to install them on units previously sold. Specifications, descriptions and illustrative material herein are as accurate as known at time of publication, but are subject to change without notice. Availability of some models and equipment builds varies according to the country in which the equipment is used.

©2021 CNH Industrial America LLC. All rights reserved. Case IH is a trademark registered in the United States and many other countries, owned by or licensed to CNH Industrial N.V., its subsidiaries or affiliates. Any trademarks referred to herein, in association with goods and/or services of companies other than CNH Industrial America LLC, are the property of those respective companies. Printed in U.S.A. www.caseih.com CIH21020101REV