

ZOOM

GENUINE CABIN AIR FILTER COMFORT AND PROTECTION

CASE IH MAKES THE DIFFERENCE.
LET'S SEE HOW.

GENUINEPARTS
HIGH PERFORMANCE

CASE IH

The key role of the cabin air filter.

We know that your professional activities mean you have to work outside on a daily basis, in changing weather conditions and with dangerous pesticides. **Your only protection against this aggressive combination is the cabin air filter**, which needs to be changed regularly! This device allows the quality of the air circulating in the cab to be controlled, and as such, is a key element in protecting the operator.



It is essential that the cabin air filter is able to store all the particles which accumulate until the next maintenance service. The particles accumulated fall into 4 categories:

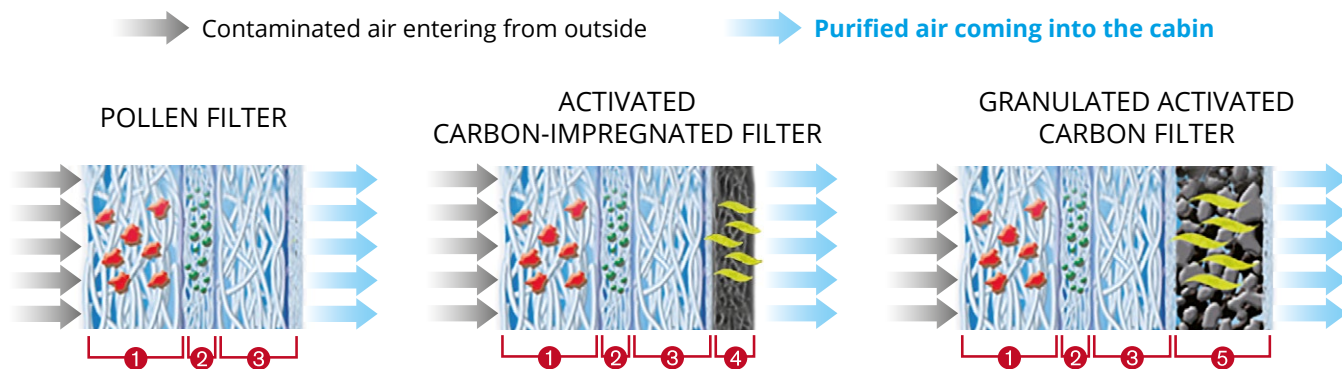


POLLEN

DUST

BACTERIA

PESTICIDE PRODUCTS



① Pre-filter: removes the largest particles (including dirt particles).

② Microfibre layer: retains the smallest particles (pollen and bacterial type).




③ Support material: ensures the stability of the filter.

④ Additional layer of filter media impregnated with activated carbon, for the absorption of pesticide irritants.

⑤ Additional layer of activated carbon granules, for the absorption of pesticide irritants.



THERE ARE 3 TYPES OF CABIN AIR FILTER:

TYPES OF FILTER	APPLICATION (Particle filtered)	USE	COMPOSITION
1  POLLEN FILTER	Dust Pollen	Daily Replace once per year*	2 layers of cellulose filter media
2  ACTIVATED CARBON-IMPREGNATED FILTER	Dust Pollen + Bad smells and very light pollution	Daily Replace once per year*	2 layers of cellulose filter media + 1 layer of filter media impregnated with activated carbon
3  GRANULATED ACTIVATED CARBON FILTER	Dust Pollen Bad smells + pesticide substances	Remove after each use Replace in packaging Replace with a pollen filter or an impregnated carbon filter Maximum life cycle: 200h or 24 months*	2 layers of cellulose filter media + 1 layer of activated carbon granules

*For more information, please refer to your machine maintenance manual.



WHY
CHOOSE
GENUINE
CARBON
FILTER?



Why choose Genuine CASE IH cabin air filters?

ESSENTIAL PROPERTIES OF THE FILTER. A GENUINE CASE IH CABIN AIR FILTER OFFERS TWO KEY ADVANTAGES:



HIGH PRODUCTION QUALITY





**Adaptable
filter**





**Genuine
CASE IH filter**



LINEAR JOINT



STANDARD METAL FRAME



OPTIMAL DENSITY AND SEAL OF LAYERS

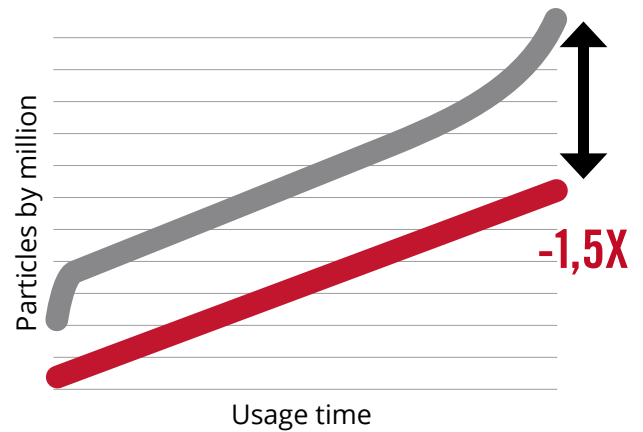
HIGH PRODUCTION QUALITY



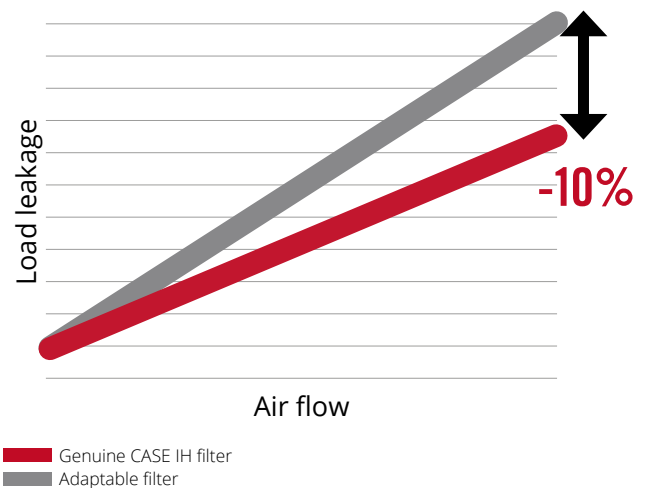
**Adaptable
filter**



**Genuine
CASE IH filter**



The quality of the air coming into the cabin is improved; the amount of dangerous particles which escape from the Genuine filter is reduced by 1.5x in comparison to the adaptable filter option.



Improved ventilation of the cabin and optimisation of heating/air conditioning system function, thanks to a 10% reduction in loss of charge in comparison with adaptable filters.

EACH GENUINE FILTER IS DESIGNED TO FIT YOUR MACHINE PERFECTLY.



COMPLIES WITH EUROPEAN STANDARDS

EN 15695: Operator protection

EN 779/2012: Filtering quality

CASE IH genuine filters capture 95% of particles with a diameter of 0.4µm or above.



THE GENUINE CABIN AIR FILTER REDUCES THE DANGEROUS EFFECTS OF PESTICIDES AND OTHER CHEMICALS, BUT DOES NOT GUARANTEE A COMPLETE PROTECTION OF THE OPERATOR.

Recommendations for use

MAINTENANCE

Do not use your activated carbon cabin air filter constantly.

When replacing the activated carbon filter with a standard filter, you must:

1. Place the used filter in the nylon bag provided for this purpose.
2. Close the bag correctly.
3. Store the bag in a clean, dry place, and above all, not in a room used to store pesticides.

Do not wash or blow the filter, this could damage the filter media.

Your used filter contains dangerous substances, dispose of it appropriately!

OPERATOR PROTECTION

External protection is essential in order to avoid serious risk to your health: before any handling of pesticides, make sure you are wearing an A2P3-type protective mask which also features category 3 type 4/5/6 protection, as well as approved nitrile gloves and boots.



Suitable clothing is essential when handling pesticide products: shorts and t-shirts are not permitted when handling chemical products. These products can also be absorbed through the skin.

Stay alert at all times, even when you have finished: when removing protective clothing, take gloves off last.



**At any time, easily and safely
from the CASE IH web shop**



caseih.com

www.mycnhstore.com

CASE IH a brand of CNH © 2024