

# TC RANGE

TC4.90 | TC5.70 | TC5.80 | TC5.90 | TC5.90 Hillside



# A combine designed around your specific needs.

Thousands of operators, all around the world, have found the TC combine range to far exceed their expectations. The productivity of the TC combine range is a perfect match for the requirements of mixed and small scale arable farmers where value and reliability is key. The all new Harvest Suite™ Comfort Cab puts the operator in the best position, providing a relaxed environment for those long harvesting days. Mounted on rubber isolation blocks, the Harvest Suite™ Comfort Cab provides enhanced smoothness and noise levels as low as 74dB(A). The attractive styling combined with large access panels not only provides class leading service access, but also reflects the all round professional package of the TC range.



Models	TC5.70	TC5.80	TC5.90
<b>High-Capacity grain header cutting width (m)</b>	3.96 - 4.57 - 5.18 6.10	3.96 - 4.57 - 5.18 6.10 - 7.32 - 9.14	3.96 - 5.18 - 6.10 7.32 - 9.14
<b>High-Capacity rice header cutting width (m)</b>	5.18	5.18	5.18
<b>Heavy Duty Varifeed™ grain header cutting width (m)</b>	4.88 - 5.48	4.88 - 5.48 - 6.10 6.70 - 7.62	4.88 - 5.48 - 6.10 6.70 - 7.62
<b>Maize headers number of rows</b>	5	5 / 6	5 / 6
<b>Number of Strawwalkers</b>	5	5	5
<b>Grain tank capacity (l)</b>	5200	6400	6400
<b>Maximum power [kW/hp(CV)]</b>	129/175	170/231	179/243

## TC range: the choice is yours

The four and five strawwalker TC combine range consists of five models. All are powered by advanced 6.7litre NEF engine. Common features on five strawwalker models include 0.83m<sup>2</sup> concave with electrical adjustment, a standard sieve area of 4.30 m<sup>2</sup> and a total separation area of 6.69m<sup>2</sup>. The new TC4.90 model is at the pinnacle of 4 strawwalker combine development. The new and improved TC5.90 Hillside model completes the range. For optimum operation in hillside conditions a levelling mechanism overcomes the limitations of working on side slopes.



Model	TC5.90 Hillside
High-Capacity grain header cutting width (m)	5.18 - 6.10
Heavy Duty Varifeed™ grain header cutting width (m)	5.48
Number of Strawwalkers	5
Grain tank capacity (l)	6400
Slope compensation across the hill / Uphill / Downhill (%)	38 / 30 / 10
Maximum power [kW/hp(CV)]	179/243

Model	TC4.90
High-Capacity grain header cutting width (m)	3.96 - 4.57 - 5.18 6.10
High-Capacity rice header cutting width (m)	5.18
Maize headers number of rows	5
Number of strawwalkers	4
Grain tank capacity (l)	5000
Maximum power [kW/hp(CV)]	129/175

# New TC. Great looks. Brilliant performance.

The new TC combine series delivers dependable performance in varied crops and conditions. It also offer great output without compromising straw or sample quality. Then there is the all-new Harvest Suite™ Comfort Cab. This sets new and class leading levels of comfort and visibility. Of equal importance, a wide specification choice means there is a model to match your specific needs.

**Excellent Capacity.** with four or five straw walkers with up to 6.69m<sup>2</sup> of separation, all the new TC combine models guarantee great productivity.

**Great Harvest Quality.** The three-stage Cascaded cleaning system features a 450mm sloping pre-sieve, the adjustable fan forcing air through the grain to remove chaff and short straw ahead of the top and bottom-sieves. The result? A cleaner sample. Smart Sieve™ option ensures enhanced cleaning over difficult terrain.

**Ease of Operation.** Integrated into the seat, the adjustable side console puts every major control within easy reach. The InfoView™ II monitor eases set up and function monitoring. Best of all? The innovative CommandGrip™ handle. Simple to understand. Easy to use.

**Absolute Driving Pleasure.** New Holland has invested thousands of hours in developing and improving the operator's environment. Just take a look in the all-new Harvest Suite™ Comfort Cab. It matches quiet comfort and brilliant ergonomics with great visibility and space.

Precision Farming ready

Harvest Suite™ Comfort Cab

Heavy Duty  
Varifeed Header option





Up to 6,400 litre grain tank

Double cascade cleaning system

Up to 243hp engine

Powered separation area of 1.81m<sup>2</sup>

Rotary Separator option

0.83m<sup>2</sup> concave

Practical turnable ladder

Opti-Fan™ system

Optional Smart Sieve™ system

# Over 20 years of development And more than 50,000 combines.

New Holland TC combines have an unrivalled pedigree, with over 20 years of development invested in the new TC series. Over 50,000 TC combines have been produced since the first machine was built in 1992. The proven New Holland heritage and design DNA of all these machines has been inherited by the new TC range. Hydrostatic drive, Rotary Separator, self-levelling sieves, high comfort cab, multi-function controller, automated header control and specialised Hillside models are all part of TC combine development history. The new TC combine models have evolved in line with your changing needs. All our expertise and user experience comes together in these new models. When productivity and reliability count, you can depend on us.

1992

1994

1995

1996

2003

2007

2008



**1992:** TC launch.

**1994:** Optional hydrostatic drive.

**1995:** Hillside option.

**1996:** Optional Rotary Separator, bigger grain tank, bigger elevator and multi function handle.

**2003:** Tier 2 engine with Lateral Flotation and Header Height Control.

**2007:** Tier 3 engine.

**2008:** New styling, cab interior, operator controls and instructor seat.

**2011:** Turnable stairs and differential lock.

**2012:** TC5060 Hydro and Smart Sieve™ option.

**2014:** New Harvest Suite™ Comfort Cab and styling upgrade with Dual-Chop™ straw chopper, bigger grain tank and optional Opti Fan™, Moisture Sensor and Varifeed™ Header.

**2015:** New TC4.90, 4 strawwalker model, with cab and styling upgrades, bigger graintank and Rotary Separator option.

**2018:** Transition to Tier 4B/Stage 4 technology on all TC models.

**2020:** New Tier3 TC5.90 Hillside model.

2 0 1 1



2 0 1 2



2 0 1 4



2 0 1 5



2 0 1 6



2 0 1 8



# New Holland grain headers for peak TC productivity.

TC productivity starts at the header. Common grain header features include a large diameter reel, with easy adjustment, and an aggressive knife action and retractable fingers over the full intake auger width. These features combine to deliver consistent crop feed right from the start. You can get working faster too, thanks to the quick header coupling system and, if you have to stop for a blockage, no problem. Blockage clearance is straightforward and dependable. Just what you expect from New Holland.

## High capacity headers

A mechanically driven reel ensures reliable performance, and the 1150 stroke per minute knife offers a perfect cut in all kinds of crops. Perfect stubble height is maintained by the height control skid plates, sensors automatically monitor the position of the header and ensure optimum header performance. The High capacity grain header range offers 4 models from 3.96m to 6.10m with a specific "Rice" configuration in 5.18m if needed.

## Heavy-Duty Varifeed™ headers

With a fore and aft adjustment of 575mm, the knife can be positioned to deliver optimised cutting efficiency to suit both the crop and changing conditions. Laid crops and long straw are no longer an issue, simply adjust the knife to optimize flow to the feed auger. Electro-hydraulic adjustment allows the knife position to be changed from the cab while harvesting.

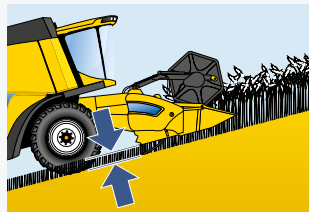






### Hydraulic side knife

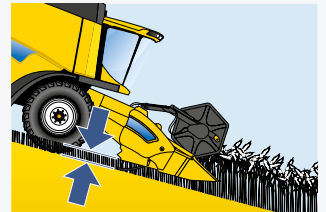
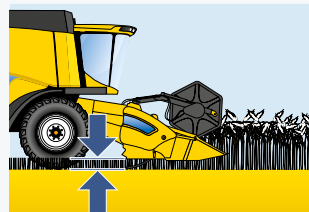
A purpose developed hydraulic vertical knife helps ease the header through tangled crops, reducing pod shatter and seed losses.



### Autofloat™ II system

Autofloat™ II is available to suit rolling field conditions\*. The system automatically corrects "exaggerated weight signals" to reduce the tendency for the header to bulldoze when working downhill and maintains the correct stubble height when working uphill.

\*only available on TC5.80, TC5.90 and TC5.90 Hillside, Controlfloat™ system available on TC4.90.



### Fast Coupler

Field to field transitions are made much faster and easier thanks to the standard Fast Coupler.



### Automatic Header Height Control

Automatic Header Height Control offers a choice between stubble height control or automatic pressure compensation. In normal working conditions, the header height can be set and left to automatically look after itself. Lateral float takes care of uneven terrain across the front of the combine.

## Designed to fit TC combines.

New Holland has developed an all-new maize header line-up, purpose designed for TC combines. The upgraded maize header offering perfectly satisfies the demands of modern maize harvesting to boost productivity and harvesting efficiency. The shorter points better follow ground contours to prevent 'run-down' of crops. The gills direct any loose kernels to the back of the header, consigning wasted cobs to the history books. The replaceable wear strips extend the headers lifespan and all points flip up on self-supporting gas struts for easy cleaning and maintenance. Modern maize headers for modern farmers.

Maize headers		TC4.90	TC5.70	TC5.80	TC5.90	TC5.90 Hillside
Rigid maize header	rows	5	5	5-6	5-6	-
Flip-up maize headers	rows	-	-	6	6	-



### Flip-up or rigid: the choice is yours

Rigid headers are available in 5 or 6 row configurations, while a 6 row flip-up version is available on TC5.80 and TC5.90 models. The flip-up version is the ideal choice for transport intensive operations that are subject to 3.5m width restrictions.



### Optimised performance in maize and pulses

When harvesting maize or beans, the drum speed can be reduced as low as 417rpm depending on the model.



### Integrated stalk choppers

The optional twin blade stem choppers chop and spread stubble residue across the full width of the header, independent of the row, and leave a "best in class" finish.



### Stalk Stomper tyre protection

An optional Stalk Stomper kit is now available for fixed or flip-up maize headers to reduce tyre wear when harvesting. Mounted on the header frame, the spring loaded Stalk Stomper skids flatten the stubble in front of the wheels, greatly reducing the likelihood of punctures or uneven wear.



# Dual or triple-drum threshing looks after grain and straw.


New Holland TC combines match performance and productivity with high sample quality and gentle straw handling. Where straw is baled for feed or bedding, a standard TC combine will deliver a well-presented swath of unbroken straw. Need increased threshing performance? With the Rotary Separator option you have a more aggressive forced separation system, ideally suited to high throughput in heavy crops.

## Impressive threshing with unbroken kernels

The rubbing action created by the 60cm diameter drum gently but effectively removes the grain kernels from the ears of the crop. The concave wrap angle is a generous 111 degrees, delivering 0.83m<sup>2</sup> of concave threshing for optimum efficiency.



## Multi-Thresh for optimised concave setting

The New Holland Multi-Thresh system helps ensure the concave position is optimised to suit the crop and prevailing conditions. By making subtle changes to the concave, threshing efficiency is maintained as moisture values and other variables alter during the day.



### Five strawwalker efficiency for final separation


Five strawwalkers have a separation area of  $6.69\text{m}^2$  ( $6.49\text{m}^2$  on Rotary Separator combines). Their closed bottom design adds strength and life-long reliability and ensures even delivery of separated grain to the grain pan when working on side slopes.



Std. Drum  
& Small grain concave



Std. Drum  
& Std Maize concave



Spike Drum  
& Rice concave

### A concave to suit your crops

New Holland can supply a choice of concave types to suit specific crops to include maize and rice.



with Rotary Separator



without Rotary Separator

### Boosting throughput the New Holland way

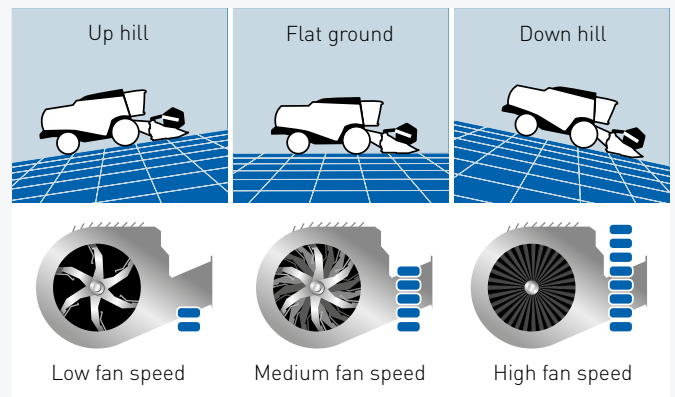


The powered separation of a threshing system is **ten times** more efficient than strawwalkers, especially in green straw conditions. This is why New Holland invented the 'second drum' Rotary Separator system. Offered as an option across all TC models, the Rotary Separator increases the powered separation area from  $1.18\text{m}^2$  to  $1.81\text{m}^2$ , the extra concave, additional rubbing and directional changes boosting separation efficiency. This is the ideal configuration for demanding crops and conditions.

## Clean samples, even across sloping terrain.

---


Working over sloping terrain? New Holland has the answer with its Smart Sieve™ with Opti-Fan™ option. Designed to minimise crop losses and enhance cleaning across slopes of up to 25%, Smart Sieve™ works completely automatically, delivering consistent sample quality day in, day out. For level land, the standard fixed cleaning shoe system features a steeply sloping 450mm long pre-sieve in addition to a top and bottom sieve for a generous total cleaning area of 4.30m<sup>2</sup>. TC combines match productivity with the ability to deliver exceptional sample quality.





### Smart Sieve™ and Opti-Fan™ really is smart

The Smart Sieve™ system automatically adjusts the sieve action to compensate for side slopes, increasing lateral movement to guide the grain so it lies in an even layer across the sieve. The award-winning Opti-Fan™ system corrects fluctuations in the speed of grain flow across the cleaning shoe. Whether working up-hill or down-hill, the fan speed automatically adapts to the direction and to the degree of the slope, increasing overall cleaning efficiency by up to 30% in heavy conditions.



### Double cascade cleaning shoe

Increasing the overall cleaning action, a 450mm pre-sieve, with a steep slope and an additional air blast, removes large volumes of chaff and short straw ahead of the main sieves. This reduces the load on the main cleaning systems to ensure enhanced cleaning even when throughput is optimised.

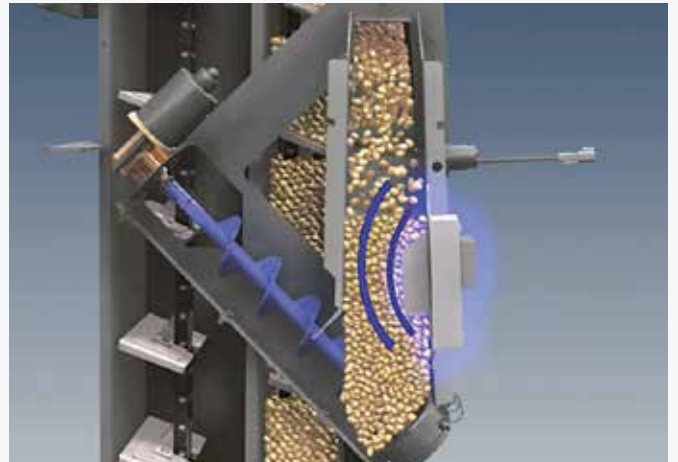


### Fingertip sieve control

As crop conditions change during the day, the operator can adjust the sieves from the cab with optional remote sieve adjustment.

# High capacity grain tanks matched to fast unloading.

A key harvest frustration is to have a full grain tank with no trailer support. With a 5200 litre tank on the TC5.70 and tanks of 6400 litres on both the TC5.80 and TC5.90, TC series combines have the capacity to keep working for longer. And when the trailer does arrive, the tanks can be emptied in under 2 minutes.



## Improved under-auger clearance

Modern high-sided grain trailers can be filled quickly from a TC combine, the operator getting a great view of the unloading process. With a rated capacity of 72 litres per second, the unloading augers empty the grain tank fast, helping speed up your harvest.

## Advanced moisture sensor

Newly developed for the TC, the grain moisture sensor is both more accurate and responsive. From the cab you can manage how incoming crops are handled with a reduced need for off-combine sampling.



## Larger, user friendly grain tanks

TC combines have grain tank capacity increased to 6400L on larger models. The grain tank lid has also been redesigned to offer easy opening and closing from the cab platform.


## A better view of your harvest

With a large viewing window in the cab, it is easy to see into the grain tank for a quick visual check of the crop.



# Chop or bale, we've got it covered.

Gentle residue management is a core TC combine feature, the straw swath produced by these models suits all types of baler. For those who do not wish to bale, a fully integrated Dual-Chop™ straw chopper is available. This will produce a fine chop to help speed the breakdown of residues. High quality bales or fine chopping, the choice is yours.



## Dual-Chop™ precision

Activated from a switch in the cab, the fully integrated Dual-Chop™ straw chopper can produce very finely chopped straw by means of an extra rake that prevents long straw from escaping. Adjustable vanes alter the spread of chopped material, with remote adjustment as an option. This enables the operator to adjust the spread pattern adjacent to the headland and to compensate for strong winds.



## Chaff spread whether you chop or bale

An even spread of chaff is of great benefit post harvest. Highly efficient chaff spreaders are fitted to all TC models, and work independently when leaving a swath or chopping.



## Airy swath

Drying air can reach the heart of a TC straw swath, a key benefit when baling. Adjustable fingers allow the size and shape of the swath to be adjusted.

# Harvest Suite™ Comfort Cab. Setting the new standard for operator comfort.

Each new generation of New Holland TC combine has benefitted from developments to enhance operator comfort. With the all-new Harvest Suite™ Comfort Cab, the New TC range takes a step into a new chapter in operator comfort. Quieter, with class leading visibility, the new cab is more spacious and better equipped. Of equal importance, the CommandGrip™ handle introduces the next generation of controller to this combine sector.



## Turnable ladder

The turnable ladder speeds access to the cab without getting in the way when not needed.



## Air seat option

The high comfort, air suspended seat automatically adjust to the operators weight. The standard folding instructor seat is fully padded, allowing a second person to sit in the cab.



## Light control panel

The new LCP panel contains all the buttons for the various work and road lights on the machine.



## Cab coolbox

Integrated into the cab is a large portable 30L, 12V coolbox.



AT 74dB(A), TC CABS ARE COMFORTABLY QUIET



### Centrally positioned

The operator sits over the centre of the header, an enormous 5.64m<sup>2</sup> of glass area ensures fantastic visibility over the work being done as well as to the sides.



### Stay connected

Bluetooth and MP3 connectivity enables operators to keep in touch and bring their entertainment with them.



### Vibration isolation

Mounted on rubber isolation blocks, the cab separates the operator from the workings of the combine.



### Auto temp control

With Auto Temp Control, the operator sets the desired in-cab temperature once and it is automatically maintained.

# New Holland logic based on customer feedback.

Over generations of tractors, forage harvesters and combines, New Holland has used customer feedback to refine and improve its controls. TC series combines are right at the top of the latest innovative thinking. Initially unfamiliar buttons quickly identify their function, logical positioning placing the most used features at the operator's fingertips.



Emergency Stop (Header and Unloading)

Reel speed and header reverser

Unloading auger position

Unloading auger engagement

Two speed header lift and lower system and header lateral float

Reel position and Varifeed™ knife or flip-up maize header with shift button

Automatic header height activation

Shift Button (Behind)

Ground Speed Unlock (behind)

Header and feeder engagement

## CommandGrip™ handle

New Holland has designed the CommandGrip handle so it provides access only to those functions you need when operating the combine. This means operators quickly get used to the grip and how to use the buttons, leaving them free to concentrate upon the work being done.

## Integrated console

All functions that are not required on the CommandGrip™ handle are placed on the integrated side-console, those functions that are the most used are positioned so they are easy to reach. The entire console adjusts to suit individual preferences.

Header width correction

Header Height memory

### InfoView™ II

With its simplified interface, InfoView™ II is designed to ease setting up various functions from the combine cab, and also to show information that is of genuine use to the operator.



Engine throttle

Threshing engagement

Threshing drum speed

Concave position

Machine vitals: fuel level, engine temperature and alarms

LCD screen displaying combine status

LCD screen displaying combine settings

Touch key pad to navigate through the previous screens and menus

Cleaning Fan speed

Upper sieve (optional)

Lower sieve (optional)

Chopper remote deflectors (optional)



# A winning combination.

## Strong drivelines, versatile transmissions

All TC models have the proven drivelines for operation in the toughest conditions. The large drum generates high inertia and stores energy to effectively smooth-out peak loads. To eliminate torque loads, the gearbox is mounted to a heavy traction beam and drives the final reduction gearboxes through two high-speed shafts. TC5.80 and TC5.90 models can work with 6-row maize headers and can be specified with reinforced drivelines with two PTO shafts: one left and one right.



## Reduced width for easier travel

On five strawwalker models, the main axle beam has been shortened by 47mm to give a reduced overall transport width. On the new TC4.90 model, transport width is below 3m, thereby reducing problems associated with field gateways and narrow lanes.



## Differential lock for tough conditions

The optional differential lock, available on TC5.80 and TC5.90 models, can greatly improve productivity during the occasional difficult season. Activated from the cab, it will allow you to keep going where others fail.

## Rely on a sustained power supply


The in-line cooling system fan is located between the rotary dust screen and the radiator. The self-cleaning screen eliminates chaff and large particles before the powerful seven blade fan blows air through the radiator. The system helps eliminate radiator plugging, keeps the engine compartment clean and provides optimum cooling in all conditions.



# Your affordable access to precision farming practice.



Reduced inputs can go hand in hand with increased yields. This is part of the thinking behind precision farming, a practice that makes use of site specific crop data to influence subsequent seed and fertilizer applications. TC combine models are factory ready to receive a range of different systems to support precision farming.



## Yield and moisture sensors

Patented and exclusive to New Holland, the optional yield and moisture sensors not only deliver exceptional accuracy, they do not need to be re-calibrated when switching between different crops. The moisture sensor is mounted on the grain elevator where it regularly samples harvested grain, and the optical yield sensor is mounted inside the Clean Grain Elevator.





### Map yields as you drive

A D-GPS antenna is available which allows you to map the yield data as you work. This data can be stored on an SD card and downloaded into the New Holland developed Precision Farming Desktop software. How this data is used will continue to evolve, but one thing is certain, with a TC combine you have access to the very latest developments.




### Affordable guidance to enhance productivity

Guidance assistance operates day and night and is based around the D-GPS antenna. The FM750 system is one that can be easily fitted to TC combines. Comprising a multi-function display with lightbar guidance, FM750 can deliver +/- 20cm or +/-2.5cm pass accuracy. It adds to the harvesting precision while maintaining operator alertness during long working days.



### Self-steer with EZ-Pilot

New Holland EZ-Pilot is an entry level assisted steering system that installs on the TC steering column. Featuring T3™ Terrain Compensation Technology, EZ Pilot is designed to keep you on the right track, even over undulating terrain.



### PLM® Connect Essential Telematics

Telematics is a fleet management and mapping package designed to allow equipment owners to track machines, displaying their current positions and actual activity. Apart from monitoring machine activity, the system can aid security, alerting owners if a combine or other machine passes beyond its normal operating boundaries.



## TC4.90. Compact combining.

The TC4.90 model is at the pinnacle of four strawwalker combine development, never has so much technology and comfort been combined into such a small package. Borrowing the same features and technology as its bigger brothers, the TC4.90 offers high performance and productivity for small and mid sized businesses, and where compact dimensions and field accessibility are key factors.



# Extreme farming? TC5.90 Hillside is the answer.

---

The all new TC5.90 Hillside combine is the result of New Holland's unrivalled experience in the design and development of combines for use in steep hillside conditions. Available in narrow or wide configurations, it is able to operate safely and efficiently on side slopes of up to 38%, downhill at up to 10% and uphill at up to 30%. The revamped Hillside model also boasts 6400L graintank, larger tyres and a longer and stronger feeder housing, combined with a new rear levelling system and Autofloat™ II header height control. Operator comfort is assured thanks to the spacious Harvest Suite™ Comfort cab.





### Self-levelling for level land performance

Terrain sensors fitted to the TC5.90 Hillside detect field deviations from level. Linked to advanced electro-magnetic control valves, the sensors direct levelling data to two independent hydraulic systems, one for lateral side slope and the other for longitudinal rear lift correction. The levelling system seamlessly keeps the combine body near to the horizontal, enhancing operator security and comfort whilst also minimising crop losses.



### Reserve power, rugged transmissions

The TC5.90 Hillside engine produces up to 243hp and the heavy-duty hydrostatic transmission provides peace of mind in demanding fields. Powerful disc brakes are fitted for extra security and can be used if the hydrostatic drive is disengaged. A powered steering axle is available.



### Clean shaving

Now available with High Capacity and Heavy Duty Varifeed™ headers to perfectly follow the ground contours. Two hydraulic cylinders permanently adapt the angle of the header which is mounted on the pivoting straw elevator front frame. A smooth crop transfer ensures a consistent combine performance.

## Narrow or wide version

---

Two versions of the TC5.90 Hillside are available, choose between the 3.5m narrow version for maximum roadability, or the 4m wide version for maximum stability.



Models	TC5.90 Hillside Narrow	TC5.90 Hillside Wide
Uphill compensation	30%	30%
Downhill compensation	10%	10%
Lateral compensation	32%	38%



### Better feeding

The redesigned feeder housing is now longer and stronger, with a wider opening and increased lift capacity and lateral float capacity to handle headers weighing up to 2tons.



### Standardised headers

Thanks to improved drive geometry, new TC Hillside combines are now compatible with standard High Capacity and Heavy Duty Varifeed™ headers on selected widths.



# 360°: TC.

The new TC range has been designed to spend more time working and less time in the yard. After all, we all know how precious time in the field is during short harvesting seasons. All service points are easy to access, and long service intervals mean your machine will spend more time in the field.



Engine and hydraulic oil can be checked at a glance, without the need to open complicated panels.

Easy access to the wide opening rotary dust screens simplifies cleaning of the cooling package.

Grain tank access is simplified by means of a conveniently opening panel.



The air filter is easily accessible from the engine platform.

Transition from chopping to swathing is made easily by flicking a lever.

Easy ground-access to all drain points and centralised greasing banks mean more efficient maintenance.

Self-supporting, fully opening shielding guarantees wide access to all drives and service points.



## Dealer Installed Accessories

A comprehensive range of approved accessories to optimise machine performance in all conditions can be supplied and fitted by your dealer.



# Beyond the product.

## Trained to give you the best support

Your dedicated New Holland dealer technicians receive regular training updates. These are carried out both through on-line courses as well as intensive practical field based courses. This advanced approach ensures your dealer will always have access to the skills needed to look after the latest and most advanced New Holland products.



## Unlimited support for unlimited satisfaction

New Holland gives you all the support you need, especially during the season with fast-track solutions: because your harvest can't wait! In addition, New Holland drives and tracks the solution you need, keeping you informed: until you are 100% satisfied!



# Do not risk your machine's life. Always choose CNH Industrial Aftermarket Solutions!



Models		TC4.90	TC5.70	TC5.80	TC5.90	TC5.90 Hillside
<b>Grain header</b>						
<b>Cutting width</b>						
High-Capacity grain header	(m)	3.96 - 4.57 - 5.18 - 6.10****	3.96 - 4.57 - 5.18 - 6.10****	3.96 - 4.57 - 5.18 - 6.10 7.32 - 9.14*****	3.96 - 5.18 - 6.10 7.32 - 9.14*****	5.18 - 6.10
High-Capacity rice header	(m)	5.18	5.18	5.18	5.18	-
Heavy Duty Varifeed™ grain header (575mm of knife travel)	(m)	-	4.88 - 5.48*****	4.88 - 5.48 - 6.10 6.70 - 7.62*****	4.88 - 5.48 - 6.10 6.70 - 7.62*****	5.48
Knife speed	(cuts/min.)	1150	1150	1150	1150	1150
Spare knife and spare bolted knife sections		●	●	●	●	●
Feeding auger with full-width retractable fingers		●	●	●	●	●
Reel diameter	(m)	1.07	1.07	1.07	1.07	1.07
Electro-hydraulic reel position adjustment		●	●	●	●	●
Instant tine angle adjustment		●	●	●	●	●
Headland routine sensors		○	○	○	○	○
Fast coupler		●	●	●	●	●
Triple PTO		-	-	-	-	●
<b>Maize headers</b>						
Heavy duty driveline (L+R-PTO + 2HC)		○	○	○	○	-
Number of rows:						
Rigid maize headers		5	5	5 / 6	5 / 6	-
Flip-up maize headers		-	-	6	6	-
Stalk stompers		○	○	○	○	-
Rotary dividers		○	○	○	○	-
<b>Header control systems</b>						
Stubble height control		●	●	●	●	●
Compensation		●	●	●	●	○
Controlfloat™ system		●	●	●	●	-
Autofloat™ II system		-	-	○	○	●
<b>Straw elevator</b>						
Number of chains		3	3	3	3	3
Header and elevator reverser		electrical	electrical	electrical	electrical	electrical
Lateral flotation		-	○	○	○	●
<b>Cab</b>						
Suspended cab		●	●	●	●	●
Air-suspension seat		●	○	○	○	○
Instructor's seat		●	●	●	●	●
Coolbox		○	○	○	○	○
Air-conditioning		●	●	●	●	●
Heating		○	○	○	○	○
Automatic temperature control		○	○	○	○	○
Remote controls for header, threshing and unloading engagement		●	●	●	●	●
Turnable stairs		●	●	●	●	●
Optimum cab noise level - 77/311EEC	(dB[A])	74	74	74	74	74
Vibration level [ISO 2631]	(m/s²)	0.26	0.26	0.26	0.26	0.26
<b>Threshing drum</b>						
Width	(m)	1.05	1.30	1.30	1.30	1.30
Diameter	(m)	0.607	0.607	0.607	0.607	0.607
Number of bars		8	8	8	8	8
Speed range	(rpm)	417 - 1037	417 - 1037	417 - 1037	417 - 1037	417 - 1037
<b>Drum concave</b>						
Area	(m²)	0.62	0.79	0.79	0.79	0.79
Number of bars		14	14	14	14	14
Angle of wrap	(degrees)	111	111	111	111	111
Concave adjustment		electrical	electrical	electrical	electrical	electrical
<b>Beater</b>						
Four paddle		●	●	●	●	●
Rake area [less Rot. Sep.] / concave area [with Rot. Sep.]	(m²)	0.318 / 0.16	0.396 / 0.2	0.396 / 0.2	0.396 / 0.2	0.396 / 0.2
<b>Rotary Separator</b>						
Diameter	(m)	0.605	0.605	0.605	0.605	0.605
Speed	(rpm)	740 or 388	740 or 388	740 or 388	740 or 388	740 or 388
Concave area (including rake)	(m²)	0.67	0.83	0.83	0.83	0.83
Adjustable concave		●	●	●	●	●
Total forced separation area [with Rot. Sep. / less Rot. Sep.]	(m²)	1.45 / 0.95	1.81 / 1.18	1.81 / 1.18	1.81 / 1.18	1.81 / 1.18
<b>Strawwalkers</b>						
Number		4	5	5	5	5
Separation area with Rotary Separator	(m²)	3.5	4.68	4.68	4.68	4.68
Separation area [less Rot. Sep.]	(m²)	4.41	5.51	5.51	5.51	5.51
Total separation area [with Rot. Sep. / less Rot. Sep.]	(m²)	5.19 / 5.35	6.49 / 6.69	6.49 / 6.69	6.49 / 6.69	6.49 / 6.69
<b>Cleaning</b>						
Total sieve area under wind control (Fixe cleaning shoe / Smart Sieve)	(m²)	3.44 / 3.38	4.30 / 4.23	4.30 / 4.23	4.30 / 4.23	4.30 / 4.23
Cascaded cleaning shoe with extra pre-sieve		●	●	●	●	●
Pre-sieve		●	●	●	●	●
Smart Sieve™ self levelling: cleaning system automatic kernel size adaptation		●	●	●	●	-
Side slope correction on Pre- and Top-sieve	(%)	25	25	25	25	25
<b>Cleaning fan</b>						
Number of blades		6	6	6	6	6
Speed range	(rpm)	340 - 970	340 - 970	340 - 970	340 - 970	340 - 970
Electrical speed adjustment from the cab		●	●	●	●	●
Opti-Fan™		only with Smart Sieve™	only with Smart Sieve™	only with Smart Sieve™	only with Smart Sieve™	-
<b>Return system</b>						
Return system to drum		●	●	●	●	●
Returns indication on monitor		●	●	●	●	●

Models		TC4.90	TC5.70	TC5.80	TC5.90	TC5.90 Hillside
<b>Grain elevator</b>						
High capacity grain elevator with heavy duty chain & flaps		●	●	●	●	●
Moisture sensor		○	○	○	○	○
<b>Grain tank capacity</b>	(l)	5000	5200	6400	6400	6400
<b>Unloading auger</b>						
In-line unloading		●	●	●	●	●
Automatic full swing-out of unloading tube		●	●	●	●	●
Unloading speed	(l/s)	72	72	72	72	72
Unloading auger swivel reach	(degrees)	90	90	90	90	90
Grain sample inspection door		●	●	●	●	●
Grain tank full warning device		○	○	○	○	○
<b>Engine</b>						
Type		6 cyl. Nef (6.7L)*	6 cyl. Nef (6.7L)*	6 cyl. Nef (6.7L)*	6 cyl. Nef (6.7L)*	6 cyl. Nef (6.7L)*
Compliance with emission level		Tier 3	Tier 3	Tier 3	Tier 3	Tier 3
Approved Biodiesel blend		B7**	B7**	B7**	B7**	B7**
Injection system		Mechanical	Mechanical	Mechanical	Mechanical	Mechanical
Gross power ECE R120 (2100rpm)	[kW/hp(CV)]	125/170	125/170	152/207	177/241	177/241
Maximum power ECE R120 (at2000rpm)	[kW/hp(CV)]	129/175	129/175	170/231	179/243	179/243
Air compressor kit		-	-	○	○	○
<b>Fuel tank</b>						
Capacity	(l)	300	300	400	400	400
<b>Transmission</b>						
Type		Hydrostatic	Hydrostatic	Hydrostatic	Hydrostatic	Hydrostatic
Gearbox		3-speed	3-speed	3-speed	3-speed	3-speed
Differential lock		-	-	○	○	-
Fixed steering axle		●	●	●	●	●
Powered steering axle		-	-	-	-	○
<b>Residue management</b>						
Integrated straw chopper		○	○	○	○	○
Dual-Chop™ Installed in chopper		●	●	●	●	●
Remote adjustable deflectors		-	-	○	○	-
Chaff spreader without chopper		-	-	-	-	-
<b>Weights</b>						
Full option version (less header, with chopper, with spreader, 90% fueled)	(kg)	8640	9554	10550	10528	12905***

● Standard ○ Optional - Not available

\* Developed by FPT Industrial

\*\* Biodiesel blend must fully comply with the latest fuel specification EN14214:2009 and operation is in accordance with operator manual guidelines

\*\*\* Wide version, 620/75R30, 2WD, no spreader

\*\*\*\* 3<sup>rd</sup> lift cylinder is obligatory, only on light crops

\*\*\*\*\* 3<sup>rd</sup> cylinder is obligatory, only for light crops, Lateral Float Feeder Required

\*\*\*\*\* 3<sup>rd</sup> lift cylinder is obligatory



Models (depending on the tyre size)		TC4.90	TC5.70	TC5.80	TC5.90	TC5.90 Hillside
<b>Dimensions</b>						
<b>A</b> Minimum width (Hillside Narrow / Hillside Wide)	(mm)	2943	3146	3267	3267	3500 / 4000
<b>B</b> Maximum length without header, with chopper	(mm)	8298	8298	8298	8298	8680

# New Holland Top Service: customer support and customer information.



## Top Availability

If you need information, or have an out of hours question, ring our toll-free number\*. All day, every day, we are just a call away.



## Top Speed

Express parts delivery: when you need it, where you need it!



## Top Priority

Fast-track solution during the season: because your harvest can't wait!



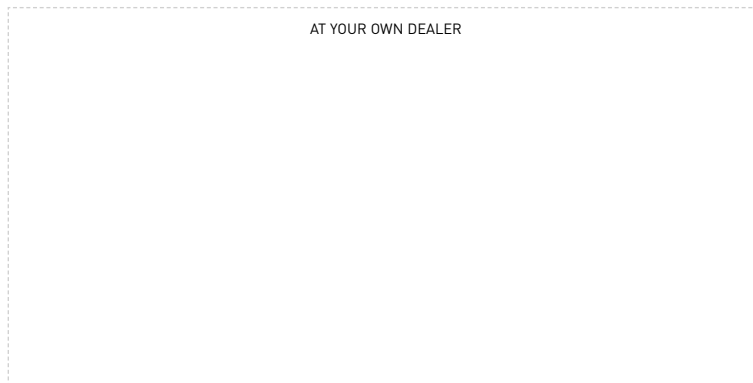
## Top Satisfaction

We drive and track the solution you need, keeping you informed: until you are 100% satisfied!



**For more details, ask your New Holland dealer!**

\* Calls to the Top Service team are free from landlines in the United Kingdom and Republic of Ireland. UK-based mobile calls are also free, but Republic of Ireland mobile users should call 01 2421881 and this will be charged at your standard network rate.



[www.newholland.com](http://www.newholland.com)

