

# CR Range

CR10  
CR11











Summary

Fifty years of Twin Rotor technology	04
New CR10 & 11 Next level of harvesting expanded	06
The next level of header performance	08
The next level of feeding	14
The next level of threshing capacity	16
The next level of grain loss reduction: the all new Twin Clean cleaning system	18
The next level of grain logistics	22
The next level of residue management	24
The next level of power	28
The next level of traction	32
The next level of comfort	34
The next level of control	36
The next level of intelligence	38
New Holland Aftersales Products and Services	44
Specifications	46



# Fifty years of Twin Rotor technology

New Holland pioneered the use of longitudinal rotors for threshing and separation back in 1975, with the launch of the TR70 combine. Fifty years later, twin rotors have become the hallmark of almost every high-output combine design.

But the originator always holds an ace when it comes to understanding and getting the most from the technology they invented. That's why New Holland remains a step ahead, and why the new CR10 and CR11 move combine performance into a new category.

When it comes to machine design, experience always tells. With twin-rotor combines, we know what works, and why. That's why we have the output, performance and reliability that can only be earned from a commitment to a combine design that has seen no equal in five decades.

This is the twin-rotor combine range – now headed by two new models that take the design to new heights of ability.



- **1975:** New Holland introduced concept of Twin Rotor™ technology.
- **2002:** the seventh generation, named CR, offer a completely new styling, longer rotors, a larger cab and the first self-levelling cleaning system on a pure rotary combine.
- **2004:** the Twin Rotor combines production start in Zedelgem, Belgium, New Holland's Centre of Harvesting Excellence.
- **2007:** the CR Elevation series, are featured with Opti-Clean™ system and IntelliCruise™ systems.
- **2008:** the CR9090 becomes officially the world's highest capacity Combine, with the official record of 551 tonnes of wheat harvested in eight hours.
- **2013:** the introduction of the Dynamic Feed Roll™ has further improved in-field performance and grain quality.
- **2019:** introduction of the IntelliSense™ automation system released for all CR models.
- **2022:** introduction of the NutriSense™ sensor on the CR range.







### Built in Zedelgem

New CR10 and CR11 combines are manufactured, like their smaller CR counterparts, in Zedelgem, Belgium, at New Holland's Global Centre of Harvesting Excellence, where, over a century ago, Leon Claey's built his first threshing machine.

Today, the Zedelgem plant, builds not only CX conventional and CR rotary combines, but also FR forage harvesters and BigBaler large square balers.

Across every product line, this is a facility that takes pride in its products, blending the extensive knowledge of its dedicated workforce with sophisticated manufacturing processes and the latest design technology to build today's machines and develop tomorrow's.





# New CR10 & 11

## Next level of harvesting expanded

### Built to answer to your challenges of tomorrow

New Holland has developed a completely new combine with higher capacity and full harvest automation which significantly reduces the total cost of harvesting and total harvesting time, to reach the next level of efficiency.

The new CR10 & CR11 development was focused on 4 important pillars. First the productivity: increased power and power efficiency, huge threshing ability, biggest grain tank capacity and full automation thanks to the IntelliSense™, CR10 and CR11 combines provide an impressive work output. Second, on the grain saving: with the fully new Twin Clean™, CR10 and CR11 combines are able to provide the maximum throughput, while being close to zero loss. Third on the residue management: managed from the cab, CR10 and CR11 combines are able to intelligently spread the chopped crop up to 18m. Finally, on the uptime: CR10 and CR11 combines are featured with the new industry leading technologies on-board; automatic unplugging system, cleanest driveline without chains and reduced maintenance points, and fully supported by the new PLM Intelligence™ digital solutions.

With CR10 and CR11 combines, you can do more in less time. Awarded gold during Agritechnica 2023, the CR10 and CR11 combines, are the machines you need to do a better job while saving time and money.



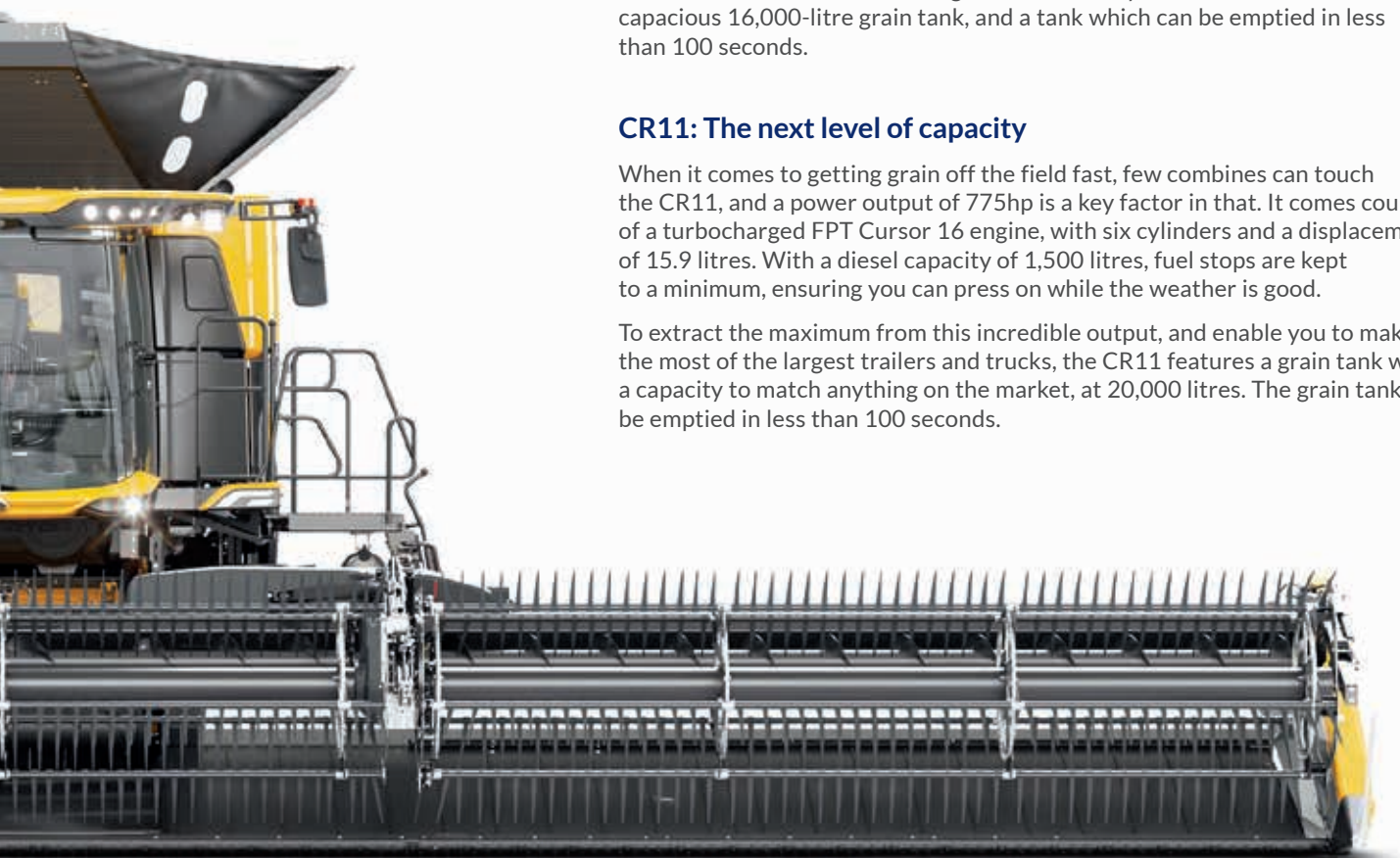
Productivity  
See page 08



Grain saving  
See page 18







### CR10: The next level of productivity

With an enormous 635hp output, the new CR10 has the power to tackle the heaviest crops, the thickest straw and the steepest slopes. Its 12.9-litre FPT Cursor 13 engine, a turbocharged six-cylinder powerhouse ensures that the maximum is extracted from every drop in its 1,300-litre diesel tank.

All of this is nothing, of course, without the ability to maximise unloading intervals and minimise unloading time. That's why the CR10 features a capacious 16,000-litre grain tank, and a tank which can be emptied in less than 100 seconds.

### CR11: The next level of capacity

When it comes to getting grain off the field fast, few combines can touch the CR11, and a power output of 775hp is a key factor in that. It comes courtesy of a turbocharged FPT Cursor 16 engine, with six cylinders and a displacement of 15.9 litres. With a diesel capacity of 1,500 litres, fuel stops are kept to a minimum, ensuring you can press on while the weather is good.

To extract the maximum from this incredible output, and enable you to make the most of the largest trailers and trucks, the CR11 features a grain tank with a capacity to match anything on the market, at 20,000 litres. The grain tank can be emptied in less than 100 seconds.

Residue  
See page 24



Uptime  
See page 44





# The next level of header performance

To match the combines with the capacity of the new CR10 and CR11, New Holland offers a range of headers that integrate seamlessly with each model to provide fast and smooth intake with exceptionally high workrates at minimal header losses, leaving behind nothing but a clean, precision-cut stubble.

Each one features a quick-coupler for fast and easy attachment, saving you precious minutes to help ensure maximum output per day.



## Maximum performance in grain harvesting

A broad line of grain heads provides options to suit every situation, with cutterbar widths from 10.6m/35ft right up to our first 18.6m (61ft) offering developed to match these new machines, maximising their output and minimising field passes. They are available in movable knife, fixed frame draper belt and flexible frame draper belt formats, to suit everything from tall-strawed to ground-hugging crops.

## Comfortable in maize


If you're a maize grower, a range of heads made to match capacity of these combines is available for you to choose from. They are available in sizes from 12-16 rows to suit your exact needs.





Models	CR10	CR11
<b>Grain headers</b>		
Varifeed™ grain header cutting width (m)	10.60 – 12.50	12.50
<b>Draper header</b>		
MacDon FD2 FlexDraper® header (m)	10.60 – 15.20	12.50 – 18.60
MacDon D2 Rigid Draper® header (m)	10.60 – 13.70	12.50 – 13.70
<b>Maize header</b>		
Number of rows flip-up maize headers	12	
Number of rows rigid maize headers	12 / 16	









## The next level of precision

Harvest starts with the header. When you're in the seat and watching smooth, progressive feeding and intake, you know your harvest is in the capable hands of New Holland. That's why we focus closely on our cutterbars and how they handle your crops. Available in working widths right up to 12.5m, New Holland Varifeed™ headers are made in-house to match the massive capacity of the new CR10 and CR11 for cereal, pulse and oilseed crops. New front face adjustment allows remote setting of the front face plate position for the perfect header operating angle to suit the crop, its condition and the land. On the CR10 and CR11 you can also increase the knife frequency.

## Automatic header height control

Automatic header height control maintains your preferred stubble height all day long. Compensation Mode uses a pre-established ground contact pressure that is hydraulically maintained to get beneath laid crops or those that are low growing, such as peas and beans. Automatic stubble height control maintains a pre-set stubble height using elevator-mounted sensors to feed information to the hydraulic header control cylinders. And with advanced Autofloat™ technology, hydraulic valves respond instantly to software algorithms for fast feedback that ensures the header perfectly follows the contours of your fields, maintaining uniform stubble height and preventing bulldozing on even the widest units.



## New dimensions

A new split auger design helps maximise header capacity and minimise power consumption. Knives can be adjusted across a 575mm fore-aft range, while a 660mm diameter auger with deep flights provides fast, smooth feeding. Full-width retracting fingers between each auger flight swiftly move crop down and under the auger for rapid transfer to the elevator.

## Additional side knives

Optional fully-integrated 36-tooth side knives feature a lighter design and low mounting point for simple connection. Integrated hydraulic hose routing eliminates crop interference. When not required, the knives can be stored on a dedicated header-mounted storage bracket.

## New Holland header trailers

A full range of four wheel-steer New Holland header trailers enable secure, stable and manoeuvrable header transport at up to 40kph.



## Movement in every direction

Specify the latest FD2 models in working widths from 10.60 - 18.60m, to match the capacity of your combine, the spread of your cropping and the circumstances of your farm. Patented reel movement gently lifts crop towards the knife, while ShatterGuard Reel Positioning sets the reel further back to ensure crop drops onto the header once stems are sliced through by MacDon's ClearCut™ knife, with its more powerful knife drive and new knife section geometry that provides 25% more cutting surface.

All of this means a smooth, close shave, aided by a choice of pointed knife guards or, for challenging conditions, PlugFree™ alternatives. Measuring 127cm front to rear, the belts help swallow big, heavy-straw crops with ease and ensure head-first feeding for up to 20% more capacity than previous models. The FeedMax™ Crop Feeding System allows the auger to be custom-configured for the conditions.




## The next level of feeding and flexibility

New Holland's own combine header range is complemented by draper heads from strategic partner MacDon, whose world-leading FD2 FlexDraper® is the latest development from the company's two decades of experience in manufacturing contour-hugging headers that ensure smooth heads-first feeding.

## Hug the ground with Flex-Float technology

The FD2 follows the contours of your land like no other header, leaving a consistent stubble height that can be set from 2.5-45.7cm across the full cutting width. Providing up to 70% more flex than the previous model, the Flex-Float® design works with MacDon's Active Float System to provide close, even stubble-slicing in every situation. Optional ContourMax™ contour wheels can be specified if required.





### **The next level of maize mastery**

New Holland maize headers are designed to extract the full potential of the massive appetite that the CR10 and CR11 combines have for corn. Offered in sizes of up to 16 rows, they enable operators to maximise productivity and harvesting efficiency.

How do they do this? Through design features such as individual row engagement, and shorter points which better follow ground contours and prevent crop 'run-down'. With gills that direct any loose kernels to the back to the header. And with replaceable wear strips that extend header lifespan, with points that flip up on gas struts to ease cleaning and maintenance.

### **The next level of maize headers**


Rigid headers are available in 12 and 16 rows. Optional integrated stalk choppers match minimum or zero tillage demands, while optional Stalk Stomper tyre protection is available for fixed or flip-up maize headers, reducing tyre and track wear by flattening the stubble in front of them.

All New Holland maize headers feature stalk rolls with four knives for swift and sure take-down of stalks whatever their size. Deck plates are electronically adjustable from the cab to adapt to changing stalk and cob size, while optional rotary dividers further enhance crop intake in laid crops.



# The next level of feeding

New Holland CR10 and CR11 combines have the ability to swiftly swallow big volumes of crop from high-capacity headers, thanks to an elevator/feeder house designed to perfectly match their capacity.







## Intelligent driveline

Wider headers need more power to drive them, and that is exactly what the new CR10 and CR11 provide. These combines ingest high volumes of material like nothing else available, whether it's dry and brittle or damp and tough. A new re-engineered driveline with 21-spline driveshaft provides greater capabilities in the most challenging of crops. Inside the 1,885mm-wide feeder house, four chains with 33 deep-drawn slats propel crop smoothly towards the 450mm-diameter Dynamic Feed Roll™, for even feeding into the Twin Rotors. A cab-activated unplugging function is synchronised with the rotors so that, in the event of any blockage, you can quickly eject all material from the combine's intake and threshing system. That gives you full confidence to push your combine to its maximum capacity.

A fixed speed header and feeder drive combination is standard, while a variable option is ideal when harvesting maize, allowing picking and feeding speed to be adjusted to crop yield and conditions for optimal feeding.

## Maximum header controls

Elevator hydraulic lift capacity has been boosted for sure and swift responsiveness when raising and lowering at the headland, with 95mm or 110mm hydraulic rams providing respective lift capacities of 5,200/6,800kg, to handle with ease the new wider cutterbars designed to make the most of these combines' abilities. Hydraulic elevator face adjustment makes it easy to adjust the face plate angle to make hitching up a quick and simple process. And with New Holland's proven lateral tilt system, header angle is adjusted on the move in response to ground contours, keeping stubble heights even right across the cutting width.

## Stone trap

The capacious stone trap is easy to empty manually, while a remote option lets you eject its contents without even leaving the cab.



## New stainless steel bottom plate

CR10 and CR11 elevators feature a new stainless steel bottom plate, which aids the passage of the crop and minimises wear.



# The next level of threshing capacity

New CR10 and CR11 take Twin Rotor technology to the next level. New 600mm-diameter rotors are 3,600mm long, for more crop rotations and greater grain extraction.


They are mounted in a wider and longer threshing compartment, for more movement of the crop during its passage through the combine, resulting in rapid grain release and maximum straw protection.



## Twin Rotor technology – redefined for even greater capacity

Each Twin Pitch Plus rotor features 40 standard rasp bars, eight HX raspbars and 12 spiked raspbars. The HX units combine the height of spiked raspbars with the profile of the standard units, with a greater sidewall angle helping accelerate crop flow in the transition zone of the stepped rotor cage, between the threshing zone and the separation zone. Vane angle are remotely controlled from the cab, and the new vane design aids crop ejection should the rotors need to be unplugged. New rotor cages feature a stepped design with a broader cage and higher vanes in the separation area, to allow greater crop mat movement, improved separation and enhanced power efficiency. The concave area comprises two sets of three lightweight threshing concaves and separation grates, and two sets of six lightweight grates.





### Fully-automated unplugging

A fully-automated unplugging procedure allows any blockages to be easily ejected. The first stage reverses the feeder house and header, clearing them of all material, before the second stage clears the Dynamic Feed Roll™ and the Twin Rotors with a rocking action to eject even the most stubborn blockages.

### Maintenance-free CVT rotor drive


With a no-maintenance CVT drive for precision control of rotor speed and rotor reversing, new CR10 and CR11 combines utilise the latest in smooth and efficient power transfer technology. The left rotor also powers the Dynamic Feed Roll™, for precise synchronisation. Three selectable rotor transmission speeds span from 300 to 1,400rpm, meaning you can match any crop type or condition.



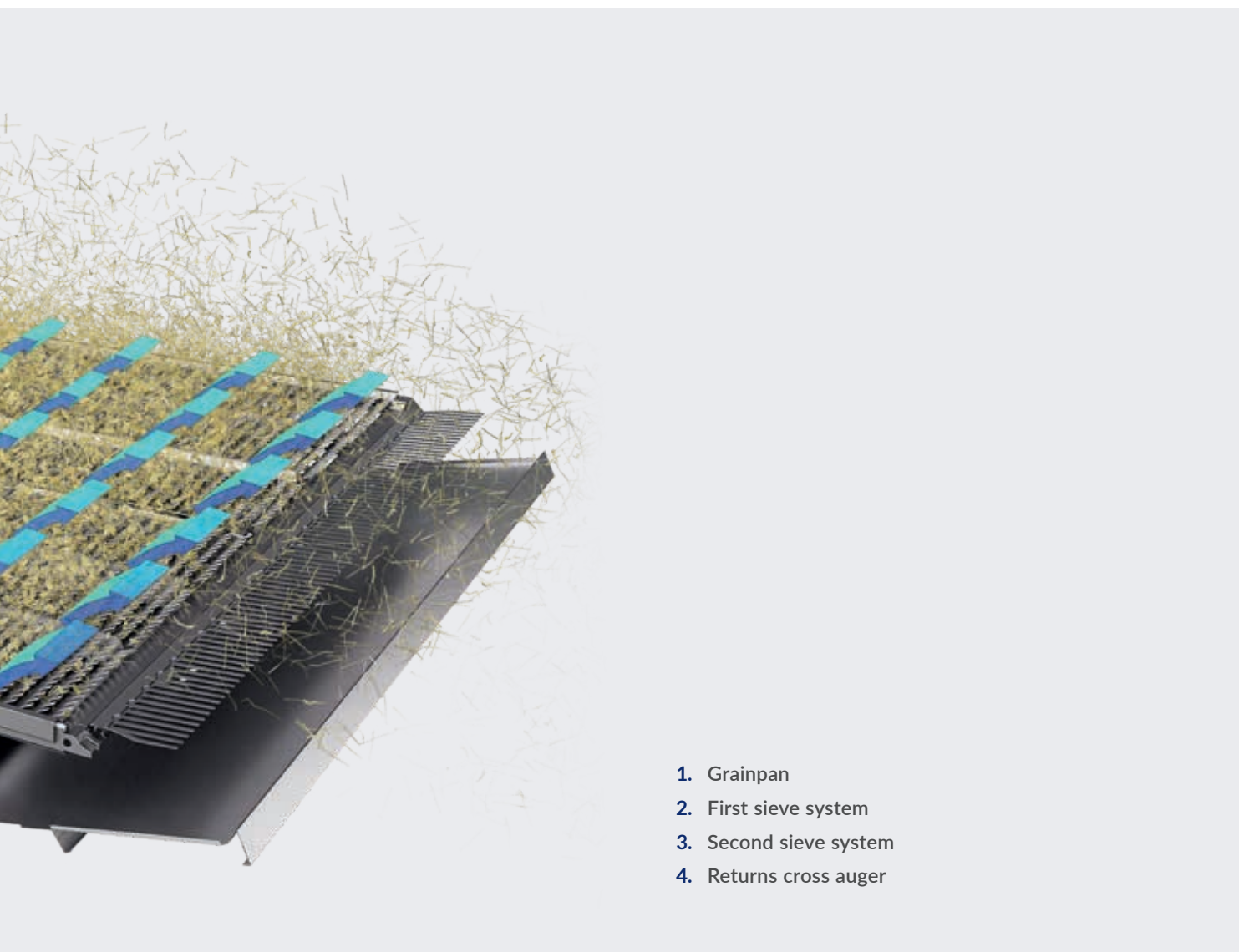
# The next level of grain loss reduction: the all new Twin Clean cleaning system

No other combines clean grain like the new CR10 and CR11.

They feature the new Twin Clean™ cleaning shoe, which incorporates multiple features to not only produce a clean sample, but boost throughput and minimise grain loss. The new Twin Clean™ system is fully automated for an ultimate level of adaptation.







## Twin Clean

Twin Clean™ comprises two sieve systems in sequence, each having its own upper and lower sieve and clean grain auger, and is based around a large grainpan with an increased cascade to the first upper sieve. With this system, new CR10 and CR11 combines possess a massive 8.76m<sup>2</sup> total cleaning area, fully matching their throughput capabilities.

Airflow is provided by a high-power cleaning shoe fan. Two automatic cross distribution mechanisms, one on the grainpan and one on the upper sieves, guarantee an even cleaning shoe load in all conditions. Two sets of pressure sensors, continuously measure the cleaning shoe load and detect any anomalies in material distribution between left and right.

A side-shake mechanism adds a lateral element to the grainpan and sieve movement, which evens out the material over the cleaning shoe's full width.

As a result, Twin Clean™ can compensate for uneven feeding and side slopes up to 28%, helping to ensure minimum losses and maximum yields of clean grain from sloping land.







1. Grainpan
2. First sieve system
3. Second sieve system
4. Returns cross auger





# The next level of grain logistics

In the CR10 and CR11, New Holland design engineers have created combines with unparalleled capacity not just for cutting, threshing and separation, but also for carrying the resulting crop. Bigger grain tanks match the higher combines' productivity to guarantee autonomy between unloading cycles.



## Expanded capacity

On the CR10, there is a grain tank capacity of 16,000 litres, while on the CR11 New Holland designers have created space for another 25%, taking the total to 20,000 litres, bigger than anything else currently on the market. Over a day's harvest, unloading cycles are kept to a minimum, keeping more of your time focused on harvesting, and taking pressure off your haulage team.







## Express unloading

Unloading rates on both machines are really impressive and can empty the tank in less than 100 seconds.

With the reduced rate you can ensure your trailers or chaser bins are topped off at the end of a run to carry their maximum load. It is also possible to shut off the cross augers when only partially unloading, to ensure the unloading auger is fully emptied.

There are different unload tube lengths that match different header widths. The longest configuration can unload various control traffic application, up to 18m wide headers.





# The next level of residue management

The CR10 and CR11 feature a completely new residue management system to match the wider headers they can work with and the higher straw volumes they ingest. However light or dense the crop, these combines will process material finely and redistribute evenly up to 18m wide.

At the heart of the system is a new six-row chopper. Equipped with 88 straight knives and 67 remote cab adjustable counter knives, the hood-mounted chopper's rotor operates at 3,600rpm in the opposite direction to a conventional chopper. Its position and its counter-rotation provide better chopping quality at lower power consumption. In cab chopper load indication informs the operator of the chopper power consumption. Chopper gear choice and chopping/swathing selection can both be specified with manual or remote adjustment.







### The next level of spreading

A single spreader unit mixes chaff and chopped straw and evenly distributes the material over the full combine's cutting width.

The hydraulically driven counter-rotating impellers feature five paddles to handle high volumes of material with ease.




Chopping with  
grain configuration



Chopping with  
corn configuration









### **The IntelliSpread™ system**

CR10 and CR11 combines can be equipped with New Holland's award-winning IntelliSpread™ radar spread pattern monitoring. Two radars left and right continuously monitor the spreading of the residue and adjust the spread width by changing the speed of the left and right impeller individually. Regardless of wind effects, crop type or moisture conditions, spreading control is automated to ensure full and even residue coverage behind the combine, leaving you to focus on what's in front of you.

### **The next level of straw quality**

If you have straw to bale, it's a quick and simple task to change the straw path on the CR10 and CR11 to drop straw in a swath. Even with the widest headers these combines can handle, and the high throughputs they can achieve, you'll find they leave behind perfectly-formed swaths that make great bales.

### **The next level of accessibility**

The spreader unit can be switched into the maintenance position with a simple button press. This allows the operator to get easy access to the cleaning shoe.





# The next level of power

New Holland CR10 and CR11 combines are powered by the very latest Stage V engines from FPT Industrial.

The Cursor engines ensure to take the densest crops and the most challenging hills. A bigger fuel tank minimises refuelling stops and maximises daily productivity.








The 12.9-litre Cursor 13 in the CR10 produces up to 634hp at 1,800rpm and is featured with a 1,300 litre diesel tank, to maximise daily productivity. The CR11 is powered by a 15.9-litre FPT Cursor 16. This powerhouse of an engine produces up to 775hp from its six cylinders, ensuring it not only copes with massive crop volumes, but masters the task of processing them.

With 1,500 litres of diesel capacity, you'll spend less time refuelling and more where it matters – at work harvesting your crops. Both the CR10 and the CR11 have generously-sized 180-litre DEF tanks. On both models, harvesting engine speed is 1,900rpm, for maximum capacity with minimal noise and fuel consumption. In road mode, engine speed drops to 1,300rpm at the maximum travel speed.

### **The next level of efficiency: the CR10/CR11 engine layout**

To extract maximum power from these engines and ensure it gets to where it's required as efficiently as possible, the design layout has been completely rethought. The powerplants in the CR10 and CR11 are installed longitudinally, running in the same direction and at the same angle as the rotors. A simplified driveline means minimal power loss and maximum efficiency.






## The next level of cooling

Clean air is drawn from behind the grain tank towards the engine, ensuring minimal dust ingress, after which it is exhausted from the rear. This arrangement means:

- Clean air for the radiators, cutting cleaning intervals.
- Positive airflow over hot engine components, helping avoid material accumulation.
- Reduction in engine noise transmitted to the cab.
- Ejection of dust towards the rear for improved machine cleanliness.

The CR10 features two cooling fans, with three on the CR11. Brushes on each rotary dust screen continuously clean the mesh in dusty conditions.

All exhaust manifold/turbo/after treatment installation is fully isolated to reduce surface temperature of hot components.



## The next level of accessibility and maintenance ease

New Holland engineers thought every aspect of these combines' design, to minimise time spent on maintenance so that time in the field can be maximised. That means you'll find features such as easy-access engine air and cab air filters, to make cleaning quick and simple. And to make things even easier, an integral air compressor supplies five air outlets around the combine.










# The next level of traction

CR10 and CR11 combines are available with a choice of front axle drives, to match the circumstances of every operation.



## SmartTrax™ track units

With a triangular structure that maximises ground contact, optional SmartTrax™ front track units reduce the ground pressure exerted by comparable tyres by 57%, while boosting traction and keeping transport width to a minimum. Available in 660mm/26in, 810mm/32in and 910mm/36in widths, they permit a top speed of 40kph (where allowed). Respective overall machine widths are 3.49m, 3.79m and 3.99m. Maximum driver comfort is obtained through hydraulic suspension.

Completely separate from the drive wheel for simplicity and reliability, a heavy-duty tensioning system continuously maintains the correct track tension.







### Rear axle

At the rear, there are a number of tyre options, including those to match particular front track widths. The virtual hinge rear axle offers a tight turning angle for excellent manoeuvrability and minimum ground compaction.

Both CR10 and CR11 can be equipped with the optional powered rear axle. It features a semi-automatic Terralock™ diff lock. Engaged manually, it is disengaged automatically according to the steering angle and forward speed.





# The next level of comfort

To get the most from a combine hour after hour, the operator needs to be in total control and complete comfort. That's why we've created the Harvest Suite™ Ultra cab, a cossetting, calm and quiet environment that puts you at the heart of the machine and gives you a view of your harvest like no other, thanks to a wide curved windscreen which meets the sloping floor edge to provide a clear view of the header auger.



## The next level of convenience

### A place for everything

- A large compartment behind the operator is perfect for stowing away essential documentation.
- The ergonomic armrest features a large bottle holder for operator convenience.

### Stay refreshed on the hottest days

- The large portable fridge under the instructor seat can be easily removed for replenishment.
- Automatic climate control comes as standard, this automatically adjusts fan speed to guarantee accurate temperature control.







Even from the outside, it's clear this is a premium cab.

New roof styling, incorporating full LED road and work lights, and complemented by windscreen access footsteps for easy cleaning, indicate something special inside. There are also new electronically-controlled mirrors with a wider view angle.

Behind the door, you'll find premium-class seating in a smart new black and yellow finish of cut-and-sewn cloth or leather, providing enhanced support all-round, particularly to the sides. For day-long comfort, seats are fully ventilated in combination with the new multi-zone climate control system, which also incorporates ducts in the A-pillars. Further support is provided by new foot pegs, along with new-style brake pedals and steering wheel.





# The next level of control

With twin IntelliView™ 12 touchscreen terminals to hand, you can easily monitor combine functions and crop performance with one unit, and steering or yield mapping with the other. It's also possible to view the feeds from up to three optional viewing cameras on each display, with one prewired to provide a view to the rear when reverse travel is selected.

The operator armrest also incorporates a complete set of remote control functions, including those for reversing the rotors and Dynamic Feed Roll™, unloading speed selection and chopper engage/disengagement.

In short, you have everything at your fingertips for the complete control of your combine.









# The next level of intelligence

While expert operation of a combine is a skill that traditionally takes many years to learn, New Holland technologies can help operators achieve full efficiency and productivity from their machines faster, helping experienced operators maximise output and quality, and inexperienced ones quickly gain confidence.







### **IntelliSense™: combined process automation**

IntelliSense™ system monitors the threshing and cleaning process and it adjusts the combine continuously to increase productivity and reduced grain loss.

The operator can pre select a harvest strategy: maximum capacity, best grain quality or limited loss.

Suited to use in wheat, barley, oats, rapeseed, maize, soybean, rice and sorghum, New Holland's IntelliSense™ system enables the combine to react every 20 seconds to changing conditions by selecting the best action from 280 million possibilities.

The system works with industry-first sensor technology: measuring cleaning shoe load and grain loss. Coupled with the Grain Cam™, electronically adjustable rotor vanes and Field Prediction, and cleaning shoe settings, which reduces grain loss and will increase ground speed.

### **Maize row guidance**

Maize headers can be specified with automatic row guidance to keep the combine perfectly on course. A new single sensor solution which uses a wishbone style assembly with two independent feeler arms ensures accurate crop positioning feedback is provided to facilitate perpendicular crop entry.

The feeler arms are coloured white, to assist when working in low visibility. The system operates with the IntelliView™ 12 display and the integrated IntelliSteer® autoguidance system, which can distinguish between cut and uncut rows, to facilitate night-time harvesting and advanced harvesting activities such as skip row functionality.







### A full guidance package

CR10 and CR11 combines come with factory-integrated IntelliSteer® auto guidance as standard.

Fully compatible with the most accurate RTK correction signals, IntelliSteer® provides repeatable accuracy with variation as low as 1.5cm with PLM RTK.

### IntelliTurn™ automatic end-of-row turning

The IntelliTurn™ intelligent end-of-row turning system fully automates the turning process on combines equipped with IntelliSteer® autoguidance.

It automatically plots the most efficient path to minimise out-of-work time, and eases strain on the driver.





### **IntelliField™ co-ordination**

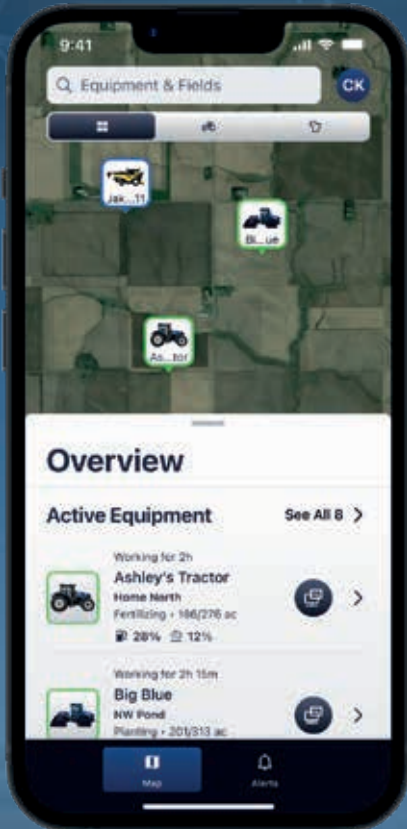
In conjunction with IntelliField™ technology, it's also possible for two combines to work in tandem, following the same A-B lines. Boundary, map and guidance line data can be shared between combines operating in the same field to maximise fleet harvesting efficiency and enable the auto cut width feature.

### **Real-time NutriSense™ NIR sensing**

The optional NutriSense™ Near Infra-Red sensor nutrient analysis technology is fully integrated into the IntelliView™ 12 monitor, and displays and records a whole host of crop moisture and nutrient parameters in real time. Monitored parameters include moisture, protein and fat, starch, neutral detergent fibre (NDF) and acid detergent fibre (ADF).

This data can be recorded, using the combine's DGPS signal to produce nutrient contents maps which can be uploaded automatically to the FieldOps™ portal to further tailor inputs for enhanced future yields.






Overview



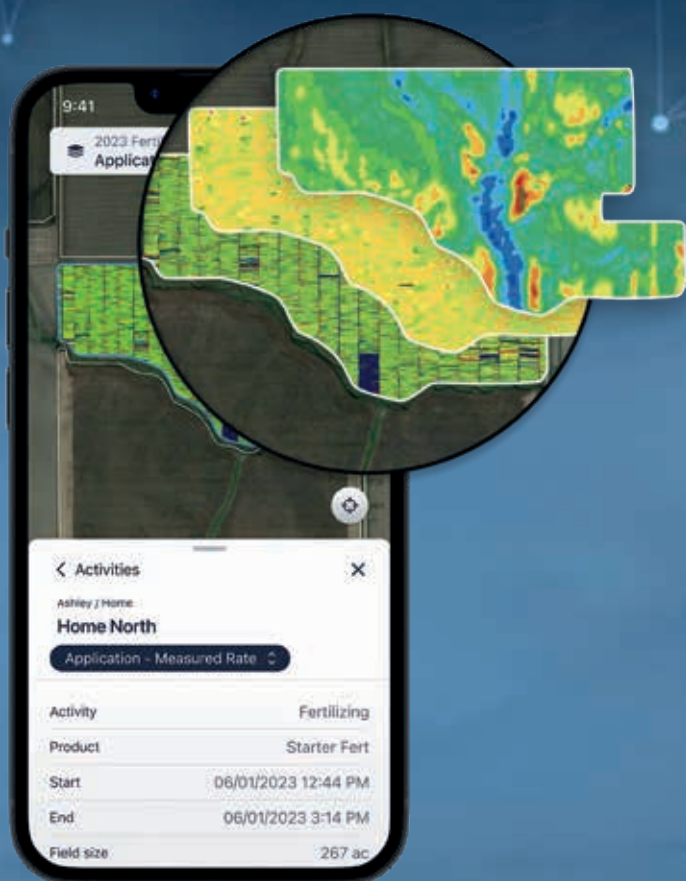
Equipment Detail



RDV







Map Applied

### Telematics, integrated yield, moisture and nutrient sensing

FieldOps™ enables you to connect to your CR from the comfort of your office via the mobile phone network. Keep in touch with your machines at all times, and even send and receive real-time information that saves time and enhances productivity. FieldOps™ offers full machine monitoring and control.

In short, FieldOps™ will help cut your fuel bills and improve fleet management and security in one simple package.

### Real time data recording and sharing

The Farm tab on the FieldOps™ portal is where you can analyse all field data. This information is recorded in real time by your combine during harvesting and can be transferred using a USB stick as standard. Users of the FieldOps™ package will be able to transfer this data wirelessly via file transfer to enable seamless analysis of field operations.

### FieldOps™ digital farming

The FieldOps™ portal and app enable you to register and manage your equipment, access dedicated documents, training and services, and on-hand support, including Uptime Support, in one place. With FieldOps™ you can access the FieldOps™ Telematics portal for real-time fleet and machine visibility, analyse agronomic data through file sharing, together with productivity boosting services. As part of the Telematics package, the FieldOps™ allows for remotes screen viewing.



# New Holland Aftersales Products and Services

In choosing New Holland you have made a quality choice. You are ready to start your journey with us and our network, counting on a wide range of quality products and professional services available and next to you season after season.

## GENUINE PARTS

### Top performance guaranteed at all times

Committed to keeping your machines in top condition for like-new performance, New Holland offers a wide range of Genuine Parts, manufactured to the same high standards and with the same high-quality components used in new machines.

Genuine Parts are the result of a certified supply chain and stringent tests on the conformity, the reliability and the durability, to ensure consistently high levels of safety and performance over time.



## REMAN PARTS

### Recommended for your ageing New Holland machine

Choosing the Reman range means embracing our circular product lifecycle approach with the certainty that the components fitted to your machine will be as efficient as new.

Thanks to the unrivalled know-how acquired over the last decades, New Holland is the ideal partner for such a complex and sophisticated industrial process, sustainably remanufacturing the essential components of your machine to the highest standards, guaranteeing as good as new quality at an affordable price.

## ACCESSORIES

### Tailored to your farming

Every day, New Holland implement solutions that make your machine unique and reliable, covering every single demand.

From safety to productivity and from comfort to power, the complete range of accessories is adapted to your specific activities, as single items or in kits set up by your New Holland dealer.

### Ambra lubricants

With the right lubricants, you can protect your machine, minimise maintenance and downtime and boost your performance.

Ambra lubricants line, engineered by Petronas specifically for New Holland machines, is our recommended choice.





## GENUINE PARTS: whenever, wherever!

Choose from click & collect or doorstep delivery at MYCNHSTORE.



Get your parts on [www.mycnhstore.com](http://www.mycnhstore.com)



GENUINE  PARTS





## UPTIME SERVICE

Developed by New Holland, Uptime Service is the new, professional and flexible Planned Maintenance Programme designed to make it easier for you to manage long term routine maintenance.

Planned Maintenance is a key factor to keep your equipment always in good shape, maximising the performance and the uptime through scheduled operations carried out by professional New Holland Dealer' technicians, using only genuine parts and lubricants.

## Connected Services



New Holland FieldOps™ is the Telematics Portal to stay constantly connected with your equipment from the comfort of your office. With New Holland FieldOps™ you can monitor the locations and the usage of your fleets, manage precision farming operations, get the Dealer's remote support 24/7 and much more.

New Holland technicians operating in the Dealer's IntelliCentre, remotely monitor the connected machines preventing possible failures before they even occur.

## UPTIME SUPPORT

In high season, our Uptime Support experts are ready to support 24/7 as soon as your assistance request is recorded.

Together with your New Holland dealer, we do everything possible to provide the quickest and most effective support, until the matter is fixed and you are back in your field! You can activate Uptime Support through the Top Service phone number or MyNH App.

## UPTIME WARRANTY

With Uptime Warranty you are assured that all possible failures will be professionally fixed by specialised New Holland Dealer's technicians and you won't need to pay for anything, keeping operating costs under control.

Uptime Warranty is the New Holland extended warranty program offering maximum protection, minimum cost and highest resale value.

### Included on CR range



#### New Holland Uptime Pack – All the best services in one pack

Uptime Pack groups together the best of New Holland aftersales services in different packages designed to maximise uptime, improve operational safety, keep costs under control and increase productivity. There are three levels of support for our customer: Uptime Pack Basic, Uptime Pack Plus and Uptime Pack Premium.



Farm with peace of mind



Maximise your uptime



Stay connected with your farming



Increase your productivity



## New Holland Style

Want to make New Holland a part of your everyday life? Browse the comprehensive selection on [www.newhollandstyle.com](http://www.newhollandstyle.com)

A whole range of items are available including hard wearing work clothing and a vast selection of scale models, together with so much more. New Holland. As individual as you.



Models	CR10	CR11
Engine	FPT Cursor 13	FPT Cursor 16
Emission level	Stage V	
Small grains - Rated power at 1900rpm (ECE R120) [kW/hp(CV)]	410/557	507/689
Coarse grains - Rated power at 1900rpm (ECE R120) [kW/hp(CV)]	425/578	522/710
All crops - Maximum power at 1800rpm [kW/hp(CV)]	466/634	570/775
Rated speed (rpm)	1900	
Fuel tank (L)	1300	1500
Diesel Exhaust Fluid (DEF) total AdBlue (L)	180	
Cylinders	6 in line	
Cylinder displacement (cm <sup>3</sup> )	12900	16000
Battery	2 x 12V (120Ah)	
Feeder		
Cradle width (mm)	1885	
Number of chains	4	
Feeder driveline - fixed	Fixed drive, PTO driveline to feeder/header jackshaft, 3HB beltdrive to feeder topshaft	
Feeder driveline - variable	Hydromechanical CVT drive, PTO driveline to feeder/header jackshaft, 3HB beltdrive to feeder topshaft	
Max lift capacity (kg)	5200 / 6800	
Dynamic Feed Roll™		
DFR diameter (mm)	450	
Feeding paddle pattern	Staggered Straight Serrated w/ V-Splitter	
Stone trap sump	Manual or remote controlled from cab (opt)	
Twin Rotor™ threshing technology		
Threshing drive		
Main drive	Hydromechanical CVT drive (reversible)	
Rotors		
Rotor diameter (mm)	610	
Rotor length (mm)	3600	
Twin Pitch Plus rotors		
Number of rasp bars (each rotor)	40	
Number of HX raspbars (each rotors)	8	
Number of spiked raspbars (each rotors)	12	
Total rasp bars (each rotor)	60	
Cleaning shoe: Twin Clean™		
Cleaning system		
Cross distribution control	Independent grainpan and upper sieves side shake (std)	
Max side slope	Up to 28%	
Total cleaning area under wind control (m <sup>2</sup> )	8.76	



Models	CR10	CR11
<b>Fan</b>		
Diameter rotor	17" cross flow fan / 2 outlets	
<b>Return system</b>		
Returns type	Rethresher + inclined auger	
<b>Grain Handling</b>		
Remote control grain tank covers (L)	16000	20000
Unloading concept	Over the top unloading	
Unloading rate (L/s)	159 (single speed)	211 (double speed)
Unloading auger swivel reach (°)	105	
Unload reach; rigid (m)	8.9	
Unload reach; fold (m)	10.9	
Unload reach; fold (m)	11.5	
Unload reach; fold (m)	12.0	
<b>Residue management - High hood mounted chopper with impellers</b>		
<b>Chopper</b>		
Straw chopper type	Hood mounted	
Rotor type	6 row chopper	
Number of knives	88	
Number of counter knives	67	
Chopper speed (rpm)	900 (low) / 3600 (high)	
Chopper gear	Manual or remote adjustable	
Chop drop selection door	Manual or remote adjustable	
<b>Spreader</b>		
Spreader type	Counter-rotating dual impeller / 5 paddles	
Spread pattern	Manual adjust or automatic adjust with radars	

Dimensions	CR10	CR11
	SmartTrax 26"	SmartTrax 32"
Maximum length with fold unloading tube without header (mm)	11254	
Maximum length with extended unloading tube without header (mm)	11615	
Maximum height in transport position (mm)	3980	
Maximum height (grain tank open) (mm)	5065	
Maximum width - transport (mm)	3475	3790
Wheelbase (mm)	4190	





[www.newholland.com/uk](http://www.newholland.com/uk) - [www.newholland.com/ie](http://www.newholland.com/ie)



The data indicated in this folder are approximate. The models described here can be subjected to modifications without any notice by the manufacturer. The drawings and photos may refer to equipment that is either optional or intended for other countries. Please apply to our Sales Network for any further information. Published by New Holland Brand Communications. BTS Adv. - Printed in Italy - 03/25 - (Turin) - 242003/INB