

Power Mode (DZR)

NOTE: The Power Mode feature will appear in the Engine Settings menu when the vehicle control pattern is set to DZR .


By changing the DZR Power Mode, the operator can match engine output to a specific dozing task.

- Select Standard power mode for optimizing vehicle performance and fuel efficiency.
- Select Max power mode for maximum engine power in aggressive dozing applications.

Economy Shutdown

Turn this feature ON to auto shutdown the engine when the following conditions are met for a specified amount of time. The specified time is set by the Economy Timer.

- Auxiliary Override is OFF (inactive).
- Diesel Emissions Fluid (DEF) inducements are inactive.
- Machine engine speed is low idle.
- Seat switch is OPEN (no operator in the seat).

1 min before auto shutdown a countdown message will appear on the display with an amber  light and a single pulse buzzer will alarm.

The operator may cancel the auto shutdown during the **1 min** countdown by pressing any key on the keyboard at the bottom of the display.


Economy Timer

Set the timer for the Economy auto shutdown. Timer can be set from **5 – 30 min** in **5 min** increments.

Engine Protection

Turn this feature ON to auto shutdown the engine if any of the following parameters are detected.


- Engine coolant temperature too high.
- Engine oil pressure too low.
- Hydraulic oil temperature too high.

When engine protection shutdown is initiated, the red  lamp appears, a continuous buzzer will sound, and an Engine Protection Shutdown message will appear on the display. The message will provide a countdown to when the engine will shutdown and the reason for the shutdown. Operator should safely find a place to park the machine and lower any raised attachment to the ground before the shutdown occurs.

Ignition Timeout

Turn ON the Ignition Timeout function to prevent battery drainage during extended periods of stationary operation without the engine running. This function will automatically trigger the system power-down routine after detecting the following conditions.

- Key or knob is in the ON or ACC (accessory) position.
- Seat switch is OPEN (no operator in the seat).

1 min before auto shutdown a countdown message will appear on the display with an amber  light and a single pulse buzzer will alarm. The operator may cancel the ignition time-out during the **1 min** countdown by doing any one of the following.

- Pressing any key on the keyboard at the bottom of the display.
- Sit in the operator's seat.
- Start the engine.