

NEW HOLLAND TD5

TD5.75 | TD5.90 | TD5.100 | TD5.110



Advanced features, outstanding comfort: ★★★★★ five star tractor evolution.



Fuel efficiency through advanced engine technology

The Tier 3 TD5 range features an upgraded Tier 3 compliant 8000 Series engine, offering you both greater power and excellent combustion efficiency. This powerful new Tier 3 engine brings out the maximum in tractor performance while at the same time boasting lower fuel consumption & minimized exhaust emissions.



Power with a new range topping 110hp model

The new TD5 Range features a new class-leading, range-topping 110hp model. Packed into a light, robust driveline, it offers an entirely new level of power and performance.



Comfort with new VisionView™ cab

Luxury turns a corner with this spacious, all new VisionView™ cab. Featuring improved 360-degree visibility, greatly reduced noise levels and ergonomically redesigned controls, the new TD5 features unrivalled premium operator comfort.





Versatility with new Powershuttle transmission

A special feature offered on the TD5 range is the new Powershuttle perfect for precision loader work. This productivity enhancing feature is perfect for livestock applications, offering silky smooth direction changes and increased productivity.



Productivity with new front loader

For the first time, New Holland is proud to offer a front loader, factory fitted, and specifically designed for the TD5! Manufactured from the strongest & most reliable material on the market, this fully integrated loader pushes the boundaries of innovation to offer you as the farmer a loader for real world applications.


Exactly what it says on the bonnet

The TD5 range's performance is immediately obvious to all users. How? Quite simply it's on the bonnet. The '5' refers to the tractor's category and the following two or three numbers, for example '110', refer to the maximum engine power, rounded to the nearest five. The 'D' denotes deluxe traditional tractors. What does that mean to you? You can buy your TD5 safe in the knowledge that its performance, reliability and proven 'TDD' heritage will perfectly match your requirements. Trust New Holland for ultimate productivity and peace of mind.

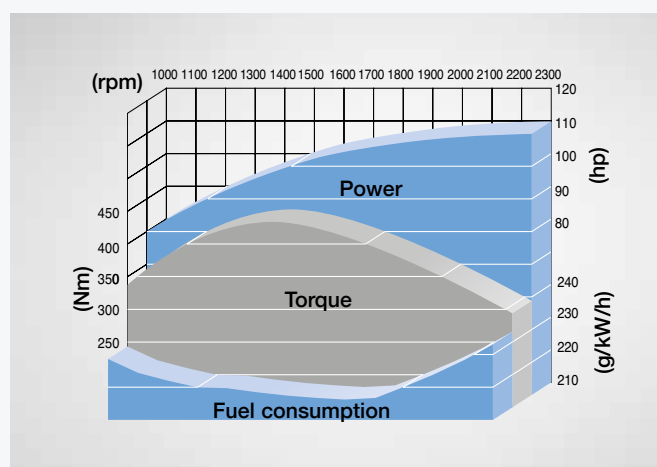


★ Fuel efficiency through advanced engine technology.

The entire TD5 range is powered by new, Tier 3 compliant 8000 series turbocharged engines. Improved to deliver more power, more torque and less fuel consumption, these proven, smooth running and quiet mechanical engines have been specifically tailored to not only the TD5 range, but to each individual model based on its specific usage profile. Throw in reliable and robust operation and you've got power all sewn up.

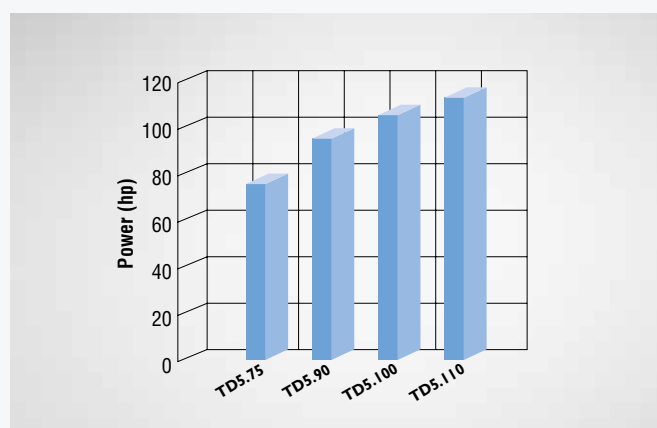
 **UP TO 30%
TORQUE
INCREASE**





Up to 30% torque increase

New TD5 tractors feature torque increases of up to 30% across the range. A higher torque value enables the tractor and its implements to keep the same speed regardless of the situation. This means an easier to drive machine with less gear changes and a job done quicker.



A range of power

The extended four model line-up features a brand new, range topping model that develops a maximum output of 110hp, so you know that you've always got the power on tap to keep you going. Maximum torque is obtained at a mere 1400rpm. So what? 1400rpm means greater engine flexibility, increased efficiency for lower fuel bills and quieter running. It's a win-win solution.

★ A new eco-friendly engine from the Clean Energy Leader.

Established since 2006 as the Clean Energy Leader for its active promotion of renewable fuels and sustainable agriculture, New Holland is at the forefront of developing emission reduction technology solutions. The new Tier 3 compliant 8000 series engines powering the new TD5 tractors are a striking example of this commitment since they reduce the emission of harmful elements by up to 10%.

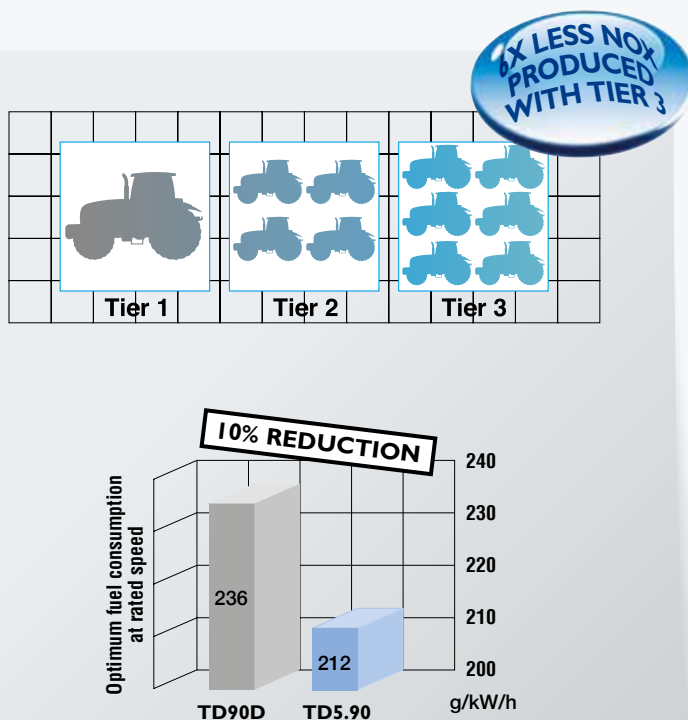
Better performance, lower fuel consumption

Tier 3 compliant TD5 engines not only allow overall better working performance, but also dramatically reduce your end-of-the-year fuel bill. For example, the new TD5.90 is 10% more fuel efficient than the previous TD90D at maximum torque.

This means for a tractor used for 500 hours / year a saving of 1062 litres each year. Just multiply this figure by the cost of a litre of diesel and you will be astonished by the amount of savings you can achieve.

↑ 10% FUEL EFFICIENCY

↓ 10% HARMFUL EMISSION REDUCTION



TD5.90 ONE YEAR PROJECTED SAVINGS*

1062
liters of fuel

6.8
tons of CO₂

1.4
equivalent number
of hot air balloons

*Assuming 500 working hours per year.



**THE LEGEND
IS BACK!**



Sustainable Efficient Technology

Want to calculate and reduce your carbon footprint?

Carbon footprinting is a key pillar of the Clean Energy Leader strategy which aims to decrease the environmental impact of agriculture whilst improving productivity. Use our CarbonID™ Calculator Tool online and choose New Holland as your sustainable farming partner.

www.thecleanenergyleader.com

★ Power with a new range topping 110hp model.

Rooted in the tradition and leadership of the legendary New Holland 110-90 model, the new TD5.110 combines robust mechanical engines with a host of modern features greatly improving efficiency, productivity, comfort and ease-of-use.



Fulfilling your wish list

Take a look at the list of features of the new 110hp TD5.110, and you will immediately know who is the next leader in all fields.

- Iveco 8000 series Tier 3, 4 cylinder, turbocharged and intercooled engine
- Power: 110hp @ 2300rpm
- Torque: 430Nm @ 1400rpm
- 12 inch Clutch
- 12x12 Syncroshuttle or Powershuttle transmission
- Cascade type final reduction
- New reinforced rear axle drop box
- 4700kg lift capacity (at ball ends)
- 51l/min max pump flow
- Hydraulically assisted, 5 disc, braking system

★ Comfort with new VisionView™ cab.

Step up into the VisionView™ cab and enjoy the operating environment that has been built to increase your productivity. Precision adjust the steering column from the comfort of your natural driving position by depressing the dedicated foot pedal. The super-flat floor means you can put your feet just where you want and makes keeping the cab clean even easier. This little big cab offers acres of space for heightened comfort during long working days. Just in case you want to leave, both the extra-wide opening left and right doors guarantee easy access when feeding cattle in narrow sheds.



Ergonomically grouped for outstanding productivity

The principal tractor functions, such as the hand throttle, all transmission and linkage controls as well as hydraulic remote regulation have been grouped together on the right hand console making the 'find that control game' a thing of the past. Both the fully integrated loader joystick, which is ergonomically positioned, and the column mounted shuttle lever fall perfectly to hand for increased loader productivity and reduced fatigue.



Integrated lighting package

A full range of fully integrated work lights can be angled to suit any application. Shedding a broad spread of light, perfect for evening cultivation, the rear work lights are integrated into the redesigned roof for even easier access to low sheds and when working in areas of overhanging foliage. The intuitive controls are located on the B pillar.



Control the climate of your cab

An all-new concept in air conditioning has been developed for the TD5 with nine vents that have been precision placed around the cab to offer you complete comfort whatever the season. Don't get hot under the collar, super-fast defrosting vents direct a powerful stream of air down onto the front windscreen to ensure speedy start-up during the most extreme winters. The B pillar mounted controls fall perfectly to hand and can be easily adjusted on the move.



PTO controls

All PTO controls have been clustered to your left. Speed selection is courtesy of an easy to reach lever, with a choice between a Mechanical or Hydraulically assisted PTO. The hydraulically assisted PTO activation guarantees smooth engagement as well as improving safety thanks to the auto-disengaged functionality upon key-off, which prevent accidents when you turn your tractor back on.



**50% NOISE
REDUCTION**

Working in the quiet zone

Thanks to the new quieter engine, improved sound insulation and new materials, noise level inside the cab has been reduced from 82.5dB(A) to 79.5dB(A), while noise perception has been cut by 50%. New TD5: listen only to the sound of success.

A perfect view of your farm

Front. Back. Side to side. Top to Bottom. The 5.5m² of glass gives you a 360° crystal clear view to make every pass and every mile count. Improved visibility means a higher degree of operating precision; that's why New Holland developed the high visibility roof panel. This handy skylight offers perfect loader visibility at full extension. Even when the rain is lashing down, you'll have a perfect view of the road or field ahead courtesy of the parallel front windscreen wiper.

Functionality has never been so comfortable and beautiful

New Holland kept things simple when designing the all-new VisionView™ cab. Put simply, you spend long hours at the wheel, so we placed you, the farmer at the heart of the design. The upgraded materials and automotive levels of fit and finish enrich your operating experience. The light grey trim brings the outside in, and contributes to the bright, airy, yet modern and durable feeling. Advanced, hard-wearing design that will outlast the test of time.



Day long comfort

Optional, the deluxe air suspension seat features a fully integrated armrest for day long comfort. There is also ample space for a full size instructor seat with seatbelt. Go on, share the TD5 fun! The ROPS version features a comfortable vinyl operator and instructor seat.

ROPS & Canopy

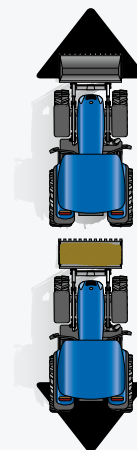
All models are available in ROPS version. Operators will still be able to enjoy all of the comfort and ergonomic excellence of the cab version thanks to specific weather proof trim and specifically engineered components.

★ Transmission versatility with new Powershuttle.

New Holland knows that every farmer has their own individual requirements and that intelligent innovation also means offering tried and tested solutions to improve efficiency. The TD5 can be configured with a wide range of transmissions to suit any type of application, and now also features a new forward/reverse Powershuttle as an option greatly improving productivity, especially in loader applications.

Fast and slow, you've got it covered

The 12x12 Shuttle Command was developed for farms that require precise forward/reverse speed matching. An optional Creeper variant offers forward speeds as low as 0.32km/h, whilst maintaining a top transport speed of 30kph, the ideal choice for specialist applications such as vegetable growers. Top transport speed of 40kph is available on 4WD TD5.100 and TD5.110.



New optional Powershuttle

The column mounted hydraulic Powershuttle ensures silky smooth direction changes which are perfect for precision loader work. The ergonomically placed lever falls naturally to hand and can be operated whilst holding the steering wheel for even greater safety. Available on the models specified with the 12x12 Hydraulic Powershuttle transmission, and not in conjunction with the Creeper option, this productivity enhancing feature will reduce fatigue and improve safety.



Stop in ultimate safety

You can undertake high speed road transport with fully laden trailers with the ultimate peace of mind thanks to a significant improvement in overall braking performance. Upgraded transport safety also comes courtesy of automatic four wheel drive engagement to assist braking. Grain carting on mountainous roads. Not a problem!



Extensive tyre offering

The TD5 is the only tractor in its class that is compatible with R38 tyres. The result? Better traction in heavy draft applications, as well as reduced ground compaction due to an enlarged tyre footprint. Want more? How about higher ground clearance when cultivating high value vegetables, and an extended wheelbase improving infield traction and stability.

★ Productivity with new front loader.

New Holland knows that full integration is better than something tacked on as an afterthought. This is why New Holland has developed its own front loader from scratch. Designed in-house, specifically for the new TD5 range, the loader sports a curved boom for increased precision and reduced losses.

Main dimensions		
Max. lift height at pivot pin	(mm)	3565
Dump clearance @ 60°	(mm)	2610
Digging depth	(mm)	155
Lift capacity at 800mm	(kg)	1997
Break force at 800mm	(kg)	1997
Reach at max. Lift height @ 45°	(mm)	945
Reach at ground level	(mm)	2300
Bucket rollback angle	(°)	40
Bucket dump angle	(°)	70



FACTORY FITTED

**FULLY INTEGRATED
LOADER JOYSTICK**

**HIGH VISIBILITY
ROOF PANEL**

Low mounting points

The loader's low mounting brackets guarantee exceptional forward and downward visibility, both when the loader is mounted, or when it has been removed. Moreover, the low mounting points have lowered the tractor's overall centre of gravity, which improves stability when transporting full loads in the fully extended position.



Quick attach advantage

Attachments can be quickly and easily connected courtesy of quick coupling technology. Just one coupling safely secures the attachments for reduced time in the yard and more time on the job. Do you always need your loader? Reduce your operating costs by removing it when it's not required, after all, it's got its own built-in stands for safe storage and a single quick-attach connector further speeds up the process.

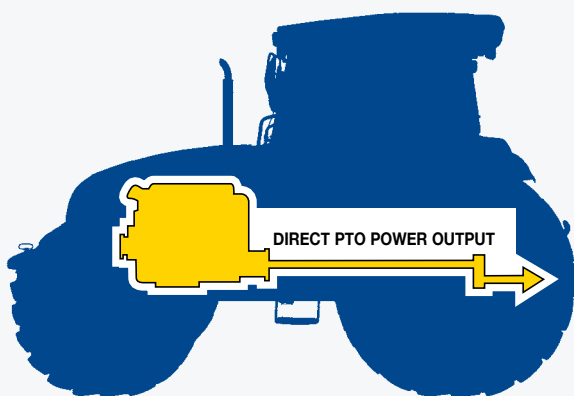
Look up and what do you see?

Your loader of course! The high visibility roof panel has been engineered by design to offer you the perfect view of your loader at full extension. Comfort is further enhanced, as you'll have a perfect view of the bucket from ground level to full lift height, from the comfort of your seat. Dazzling sun? Simply pull across the integrated sun visor to shade yourself from the harshest rays.



Hydraulics that simply get the job done.

The TD5's hydraulic offering has been engineered by design to offer you operational flexibility no matter what the task. Optional high hydraulic flow of 51 litres/minute is more than sufficient for general farming tasks, and it breezes through demanding applications, such as bale wrapping, with ease. A dedicated 29 litre/minute steering pump ensures that the steering stays super light without compromising loader cycle times.



Economy PTO speed

The direct drive PTO system reduces power losses from the engine and the number of wearing parts within the transmission for increased productivity and reliability. Engaged by a dedicated in-cab lever, the PTO clutch allows the operator to feed power to a driven implement gradually. A choice of PTO speeds are available, including groundspeed, 540, 540/1000 and 540 ECO, which is achieved at a low engine speed of 1535rpm for reduced fuel consumption and in-cab noise.



Mid mount remotes for increased productivity

The TD5 can be specified with two mid-mount remote valves that are controlled via the ergonomically positioned joystick. You can also specify up to three rear hydraulic remotes that are activated via smooth-engagement cab-based levers.



Mechanical draft control

The Flexion Bar™ lower link sensing draft control offers proven reliability to maintain even cultivation depth and when returning an implement to work during a headland turn sequence. This simple, ease to operate system uses dedicated controls located to the right of the operator. Exclusive Lift-O-Matic™ Plus technology offers fingertip fast raising and lowering of implements to a pre-set position at the headlands.



Strong, powerful and robust

The rear linkage has been subjected to a stringent testing and rigorous quality control process to guarantee you top performance and reliability. The category 2 rear linkage has a maximum lifting capacity of up to 4700kg meaning you can work with the heaviest rear mounted implements with ease. For even more productive farming, specify the optional quick attach rear links for super-fast hitching from the comfort of the cab.

360°: TD5.

The new TD5 has been designed for ultimate ease of daily maintenance. All service points are easy to access from ground level, and super long service intervals mean these tractors will spend more time in their natural environment, doing what you want them to!



Engine and hydraulic oil are checked without opening the bonnet for faster checking and simpler servicing.

Single piece, lockable bonnet opens wide for full servicing access.

Refill the washer bottle in comfort through the rear window.

Replace or clean the air filter by simply removing the roof panel.



Check, clean or replace the air filter quickly and easily by undoing just four clips.

The cooling package slides out for simple and efficient cleaning.

Refill the lockable 110 litre fuel tank from ground level.



Dealer Installed Accessories

A comprehensive range of approved accessories to optimise machine performance in all conditions can be supplied and fitted by your dealer.

New Holland Services.



Trained to give you the best support

Your dedicated New Holland dealer technicians receive regular training updates. These are carried out both through on-line courses as well as intensive classroom sessions. This advanced approach ensures your dealer will always have the skills needed to look after the latest and most advanced New Holland products.



Unlimited support for unlimited satisfaction

New Holland gives you all the support you need, especially during the season with fast-track solutions: because your harvest can't wait! In addition, New Holland drives and tracks the solution you need, keeping you informed: until you are 100% satisfied!

Do not risk your machine's life. Buy CNH INDUSTRIAL Original Parts!



CNH
INDUSTRIAL

**PARTS
& SERVICE**



New Holland App

Product apps - iBrochure -
NH Weather - NH News -
Farm Genius - PLM Calculator -
PLM Academy



New Holland Style

Want to make New Holland a part of your everyday life? Browse the comprehensive selection on **www.newhollandstyle.com**. A whole range of items are available including hard wearing work clothing and a vast selection of scale models, together with so much more. New Holland. As individual as you.

MODELS	TD5.75	TD5.90	TD5.100	TD5.110
Engine*	New Holland S8000			
No. of cylinders / aspiration / valves	4 / TI / 2	4 / TI / 2	4 / TI / 2	4 / TI / 2
Emission level	Tier 3	Tier 3	Tier 3	Tier 3
Capacity (cm³)	3908	3908	3908	3908
Rated horsepower - ISO TR14396 - ECE R120 (kW/hp)	56/75	66/88	73/98	81/110
Rated engine speed (rpm)	2300	2300	2300	2300
Max. torque - ISO TR14396 (Nm @ rpm)	298@1400	356@1400	390@1400	430@1400
Fuel tank capacity (l)	110	110	110	110
Service Intervals (hours)	300	300	300	300
Minimum speed (kph)	1.82	-	-	-
12x12 Synchro Shuttle™ transmission (30kph)	○	●	●	●
Minimum speed (kph)	1.82	1.76	1.86	1.79
12x12 Hydraulic Powershuttle transmission (30kph)	-	○	○	○
Minimum speed (kph)	1.82	1.82	1.86	1.79
20x12 Synchro Shuttle™ transmission [Optional Creeper (30kph)]	○	○	-	-
Minimum speed with Creeper (kph)	0.33	0.32	0.34	0.32
Axles				
4WD front axle	●	●	●	●
Steering angle 4WD (°)	40	40	40	40
Hydraulics				
Main pump flow (l/min)	40.1	40.1	40.1	40.1
MegaFlow™ pump flow (l/min)	51.7	51.7	51.7	51.7
Steering and services pump flow (l/min)	29.6	29.6	29.6	29.6
Lift-O-Matic™ system	●	●	●	●
Mechanical Draft Control (MDC)	●	●	●	●
Remote valves				
Type	Deluxe	Deluxe	Deluxe	Deluxe
Max. no. rear valves	3	3	3	3
Max. no. mid mount valves	2	2	2	2
Mid mount joystick control	○	○	○	○
Linkage				
Max. lift capacity at ball ends (with 2 nd asst. ram) (kg)	3565	4700	4700	4700
Max. lift capacity through the range (610mm behind ball ends) (kg)	2700	3450	3450	3450
Front Loader Ready	○	○	○	○
Front Loader	○	○	○	○
PTO				
Ground speed	●	●	●	●
540	●	●	●	●
540 / 540E	○	○	○	○
540 / 1000	○	○	○	○

MODELS**TD5.75 TD5.90 TD5.100 TD5.110**

Operator Environment				
Platform with foldable ROPS	●	●	●	●
VisionView™ cab	○	○	○	○
High visibility roof panel	○	○	○	○
Standard air suspension seat with seat belt	○	○	○	○
Instructor seat with seat belt	○	○	○	○
Tiltable steering column	○	○	○	○
Air conditioning	○	○	○	○
Radio Ready	○	○	○	○
MP3 Radio (with aux input socket)	○	○	○	○

● Standard ○ Optional – Not available * Developed by FPT Industrial

**MODELS****TD5.75 TD5.90 TD5.100 TD5.110**

Dimensions on rear tyres*		298@1400	356@1400	390@1400	430@1400
A Overall length inc. front support to rear linkage 4WD	(mm)	3998	4044	4115	4115
B Min. width with standard fender	(mm)	1910	1910	1910	1910
C Height from rear axle to top of the cab	(mm)	2556	2667	2680	2680
D Min. overall height cab/ROPS	(mm)	2604/2719	2604/2719	2631/2746	2657/2772
E Ground clearance:					
under front axle minimum 4WD	(mm)	425	425	465	465
under rear drawbar/hitch minimum	(mm)	450	450	470	500
F Track width (min./max.)	(mm)	1500/2000	1500/2000	1600/2000	1600/2000
G Wheelbase 4WD	(mm)	2402	2402	2422	2422
Min. weight ROPS 4WD	(kg)	3450	3450	3650	3650
Min. weight CAB 4WD	(kg)	3600	3700	3900	3900

** Rear Tyres other than those mentioned are available: 480/70R30, 420/70R30, 16.9 R30, 18.4R30, 480/70R34, 12.4R36, 16.9 R34, 18.4 R34, 13.6R36, 13.6R38, 16.9 R38

New Holland.

A real specialist in your agricultural business.



AT YOUR OWN DISTRIBUTOR

New Holland prefers **AMIRA** lubricants



Visit our website:
www.newholland.com

Send us an e-mail:
africa.topservice@newholland.com
middleEast.topservice@newholland.com

