

DISCBINE® SIDE-PULL DISC MOWER-CONDITIONERS

Discbine® 210



High quality. High tonnage. High speed.

Imagine haymaking with three settings—one that adjusts hay quality, one that adjusts the amount of hay produced, and one that adjusts how fast you get it all done. Now imagine turning them all up to “maximum,” and you get an idea of what Discbine® disc mower-conditioners can do for you.

New Holland pioneered the Haybine® mower-conditioner to save time by combining what was once a two-step process with different machines into a single solution. Today’s modern Discbine models are built on that same legacy, improved to meet your needs and offer faster mowing and effective conditioning that saves time while speeding crop drying.

Quality and speed in a 3.2 m machine

The new Discbine® 210 disc mower-conditioners help you make the very highest-quality hay, and help you keep more of it. They cut crop closely, cleanly and quickly, and condition it uniformly for faster drydown, preserving nutrients.

Model	Tractor Requirement	Cutting Width	Tongue Design	Conditioning
Discbine® 210	60 PTO kW	3.2 m	Side pull, curved tongue	Chevron rubber or steel rolls or Leaning Edge™ flails



MowMax

Takes the worry out of cutting close

New Holland's MowMax™ disc cutterbar breezes through tough mowing conditions and is **backed by two full years of factory warranty** (Terms and Conditions apply) so you can cut close with confidence. The reliable MowMax system saves you worry, time, aggravation and repair costs because it's a truly modular design. Each disc module is independent, sealed in its own oil and protected from harmful impacts by exclusive ShockPRO™ hubs.

Increase tonnage with the QuickMax™ system


Sharp knives give you the clean cut you want, with less crop left behind. As a result, tonnage is increased, you get fast regrowth and forage quality is assured for next cutting. It's easy to stay sharp with the standard QuickMax™ knife change system. It allows you to quickly change damaged knives or flip an entire set to achieve that cleanly mown look that's a haymaker's pride.

Higher retained quality through faster drydown

Faster hay drying not only means beating the weather, it allows you to get crop out of the field with maximum feed quality. New Holland offers three effective, fast-drying conditioning solutions, including gentle rubber chevron intermeshing rolls, steel chevron rolls for added durability, and LeaningEdge™ flail tines that are ideal for grass hay. No matter the system, each offers fast, infinite adjustments to conditioning intensity to match crop and weather conditions.

Productivity sized to your demands

You can manoeuvre easily in small and oddly shaped fields with both of these nimble side-pull models. If your operation or schedule demands more acres every hour, the wider-cutting Discbine 210 decreases mowing time by up to 10%. Unlike other side-pull disc mower-conditioners, the tongue of the Discbine 210 pivots at the side of the trail frame, providing a clear view of the front of the machine while mowing.



Mow fast and dry fast – bale sooner.


When the weather forecast is just right, it's time to mow. Often the perfect haymaking window threatens to close without warning. You can't control the weather but you can choose the tools that help you work quickly. Discbine® models with the MowMax™ disc cutterbar offer fast mowing and smooth uniform crop flow to the conditioner that can help open your haymaking window.

Uniform crop flow delivers consistent conditioning and fast drying

When pairs of MowMax discs turn toward one another, they cut then swiftly move mown crop to the wide New Holland conditioning system. This fast, uniform crop flow results in more uniform conditioning, and well-distributed, fast-drying swaths. Other designs feature discs that rotate toward the center of the machine, throwing crop forward and moving it toward the center of the machine. These designs often result in more crop passing through the center part of the conditioner, leading to less consistent conditioning and swath formation, which can slow drying.

Save time and mow better with the QuickMax™ knife change system

When you use sharp knives, you get a smooth finish, add tonnes to your harvest and ensure the quality of future cuttings. With the QuickMax™ system, a special knife tool allows you to change bent or dull knives in less time than getting out of the tractor, so you save time and crop.



Reliability when it's time to mow

The MowMax™ disc cutterbar stands apart from many others because it is designed to resist damage and minimise downtime even when the worst happens. The MowMax cutterbar uses sealed disc gearboxes, each with an independent oil sump, so it's impossible for a loose gear tooth to damage adjacent modules. While others claim a modular disc system, their gear cases are segmented and the assembly shares a common or interconnected oil sump, allowing the possibility of internal damage to affect adjacent segments.



Guaranteed peace of mind

Discbine disc mower-conditioners are so well-built and protected by design, they're backed by the comprehensive, 2-year warranty (Terms and Condition's apply).

The only excluded items are common wearing parts such as discs, knives, and skids.

Mow Max



Your peace of mind is part of the design.

Not only does the MowMax™ cutterbar slice smoothly through difficult crops, it gives you the security that comes from built-in impact protection and simple maintenance.


Expect the unexpected. Never let it slow you down.

Uneven ground and unexpected field obstacles are a fact of life, but there's no need to worry because Discbine mower-conditioners feature New Holland's ShockPRO™ disc drive hubs. They protect disc drive modules before damage occurs and are quick to replace if needed. Here's how it works: when a disc encounters an obstruction, the partially splined hub is designed to shear, protecting the cutterbar drive. The shearing action is external of the module oil sump, with no risk of contamination. A stack of washers acts like a slip clutch to assure reliable positive drive and keeps everything firmly fitted to prevent damage to adjacent discs, giving you time to stop and replace the single, damaged hub with minimum cost and interruption.



Reliable and strong protection starts out front


New Holland rock guards absorb and dissipate the force of a direct collision from their position just ahead of the discs. Their heavy-duty, ductile cast-iron construction means they will not bend or distort with repeated impacts for continued cutterbar protection. As the cutterbar moves over the ground, the suspension system protects the cutterbar by allowing the header to move up and back, absorbing impacts. As the header raises, the weight remains relatively unchanged, protecting the head through its working range.





Cleanly cut all of your crop, even over uneven terrain

The Discbine header closely follows changing ground contours since it is suspended independently from the trail frame, so you get clean, smooth cutting, with reduced stubble damage and skid shoe wear.



Respond to changes with full control of cutting height and angle

You can tip the header back on-the-fly to protect the knives using the standard Discbine 210 hydraulic header tilt. It's integrated into the lift circuit, without the need for a third remote. The hydraulic cylinder first tips the head back before lifting the head. When conditions improve, place the tractor's remote valve into the float position and the head will automatically resume your preset height.



Set the height you like

It's easy to set cutting height using the provided travel-limiting pin (standard on Discbine 210). For the highest cut height, insert the pin into the rearmost hole. For the low setting, remove the pin and store it on the cylinder, and the head moves through the full tilt range. While many competitors use turnbuckles that can rust and seize, the Discbine travel-limiting, four-position pin means haymakers can quickly set their cutting height to crops and conditions. For the best performance, operate headland lift in the float position, and the head tips back to adapt to terrain.



No-hassle access that saves time

Heavy-duty steel shielding protects the operator during use, yet it opens wide with the tongue in any position and latches open to reveal nearly the full width of the cutterbar. That makes periodic maintenance like blade changing even easier. The front steel hood is fitted with a poly impact liner that resists dents, so your mower keeps looking good. Others may claim large, wide-opening hoods but you'll find they don't compare to the accessibility of a genuine Discbine® disc mower-conditioner.

Manoeuvre freely.



Get mowing fast

New Holland's standard Discbine 210 hitches attach fast with a traditional hitch pin, PTO shaft, a lighting plug and always just two remotes. NO complicated hitch extensions here. When the sun shines it's time to make hay, so hook up and get to mowing.

Headland turns, expertly mown

Simple headland turns and well-shaped, clean-cut corners are standard with every New Holland Discbine model. Productivity means saving time at every step and the curved tongue of the Discbine 210 offers exceptional tire clearance through the tightest headland turns for expertly mown corners. The constant velocity driveline provides chatter-free turns and the curved tongue design maintains the driveline angle as straight as possible while mowing, reducing driveline wear and tear.



Mow quickly with confidence

Unlike other disc mower-conditioner designs, the Discbine 210 tongues each pivot at the side of the trail frame. When mowing quickly, the design allows operators to maintain a clear line of sight to the machine to monitor cutting and look out for dangers in the hay.



Discbine 210 tongue



Discbine 210 drawbar swivel hitch



Worry-free turning as sharp as you want

Every farm has those small fields, triangles or areas that are just plain odd. Every acre counts so take the stress out of difficult turns with the swivel hitch for Discbine 210 models. Compared to traditional hitches that pivot on the drawbar, the pivoting action of a swivel hitch is moved rearward, behind the PTO at the swivel gearbox. No matter how sharp the turn, the PTO will remain straight which virtually eliminates PTO wear, and there is never risk of a collision between the PTO and tractor lift arm. This high-reliability swivel hitch option is available with your choice of drawbar or two-point attachment.



Discbine 210 2-point swivel hitch

Fast crop drying with three flexible, Wide-Dry™ conditioning choices.

The Discbine® 210 harvest crops quickly and produce nutritious, high-value feed using your choice of conditioning systems. Both models give you the choice of gentle, effective conditioning with rubber chevron-intermeshing or LeaningEdge™ flail tines for fast grass hay drying. The model Discbine 210 offers the added choice of steel chevron-intermeshing rolls.


Adapt to changing conditions and seasons

Every New Holland conditioning system gives you flexibility to tailor conditioning intensity to match your crop needs, with performance that has been validated by independent university review. From the adjustable torsion-bar roll-pressure system to easy flail tine conditioning adjustments, New Holland provides haymakers with the right conditioner and level of intensity for fast drying and high retained forage quality.



Superior drydown and non-stop mowing


New Holland rolls provide uniform stem crushing and cracking that speeds drying. The unique and proven torsion-bar system delivers constant roll pressure that balances pressure across the rolls for even conditioning. And, crop slugs won't slow you down because a release mechanism momentarily reduces roll pressure to allow slugs and obstructions to pass automatically for non-stop mowing.






Adjust conditioning intensity at a single point without tools

Since adjusting to crops and conditions is essential for consistent conditioning, New Holland makes adjustment as simple as it gets with a turn of a crank at a single location. No need to make adjustments at both sides. No wrenches needed.



Gentle handling of leaves with chevron rubber intermeshing rolls

With spring moisture, early-season crops present challenging drying conditions. For delicate grass, clover, and alfalfa crops, gentle New Holland chevron rubber intermeshing rolls offer you the greatest versatility. The rubber compound helps to grip slick crops and the broad chevron lugs scuff, crush, and crimp stems, quickly releasing stem moisture for faster drydown. An independent university study concludes chevron rubber rolls produce faster-drying alfalfa swaths in both first and second crops when compared with steel rolls or flail tine systems.



For abrasive conditions, choose more durable steel rolls

You'll get extended wear from New Holland chevron all-steel intermeshing rolls. The aggressive steel lug design is ideal for tall robust stemmed grasses, heavy forage crops, and even sorghum. The pointed steel roll lugs grip these difficult crops then smoothly feed them, crimping and cracking the stem. In the most difficult crops and field conditions, the all-steel roll design resists abrasion while providing effective conditioning to speed drying.



Faster drying of grass crops with LeaningEdge™ flail tines

Grass hay producers know that crushing and crimping fine stem grass is a real challenge. For fast drying of coastal and other fine grass, the New Holland LeaningEdge™ flail tine conditioning system pushes crop against an adjustable hood that scuffs wax away. Crop receives even more scuffing action since the flail tines are angled rearward to create more outward crop pressure against the hood. You can adjust the conditioning hood position with a single crank and use the provided crop-conditioning gauge to see the relative hood position.

Designed for fast drying and reliable conditioning

You can expect well-formed, fast-drying, windrows or swaths using the LeaningEdge flail tine system. Crop flows smoothly because tines are prevented from overswinging like a fixed tine when crop is released. For protection, the tines are free to swing back to allow obstructions to pass.

Perfectly shaped wide swaths or windrows to match your drying needs

The full-width swath board and two swath doors allow you to create fast-drying wide swaths, well-shaped, three-foot-wide windrows, or any setting in between. If conditions are right, New Holland Wide-Dry™ conditioners let you choose a fast drying wide swath, or switch to a smooth windrow if conditions change.



SPECIFICATIONS

Models

Discbine 210

Cutterbar	
Cutting width	m 3.16
Cutterbar model	MowMax™ Modular Cutterbar with ShockPRO™ hubs
Number of discs	8
Knives per disc	2
Disc speed @ 540 rpm PTO speed	rpm 3000
Tilt angle	degrees 2° - 10°
Flotation	Up & back, adjustable springs
Drive method	PTO drive with slip & overrunning clutch to bevel gearbox to LH end of header, vertical PTO shaft to cutterbar
Cutting height	mm Flail Tine: 29-68 or Roll: 24-60
Cutting height w/optional high-stubble shoes	mm 58-115
Cutting height w/optional adjustable shoes	mm 58-115
Roll Conditioners	
Type	Chevron intermeshing rubber or steel rolls
Length / Diameter	mm 2591 / 264
Drive method	4 HB V-belt and enclosed gears
Speed	rpm 647
Conditioner roll tension adjustment	Single crank
Conditioner gap adjustment	Adjustable drawbolt stop, each end
LeaningEdge Flail Conditioners	
Type	Flail rotor with 100 tapered flails
Length / Diameter	mm 2591 / 560
Drive method	4 HB v-belt
Speed	rpm 718 std. 1000 opt.
Conditioner gap adjustment	Single crank adjustable rotor hood
Crop Discharge	
Swath width	m 2.13
Windrow width	m 0.9-2.13
Driveline	
Input speed	rpm 540 or 1000 Standard Drawbar Attachment 540 Only Swivel Hitch Attachment
Driveline protection	Slip clutch and overrunning clutch assembly at rear of PTO shaft
Secondary driveline	Double CV Driveline - Head repositionable under load
Tongue Options	
Type	Side-pull, curved tongue
Hitch type	Standard Drawbar with CV PTO Swivel hitch with drawbar adapter or 2-point hitch
Tractor Requirements	
Minimum PTO power required	kW 60
Hydraulic circuits required	2
Minimum relief pressure required	bar 103
Drawbar	ASAE Category II
Swivel Hitch - Drawbar	ASAE Category II or III
Swivel Hitch - 2-Point	ASAE Category II, III-N, or III
Electrical	7-pin electrical connector for transport lights
Tires	
Tubeless ag rib implement tires	Flail Tine: 9.5L x 14L 6PR / Roll: 11L x 15L 6 PR
Transport Speed	
Max road speed	kph 32
Dimensions*	
Width, transport	m 3.42
Width, operating	m 4.87 / 5.36, with swivel hitch equipped
Length, transport	m Flail Tine: 5.50*** or Roll: 5.23***
Length, operating	m Flail Tine: 5.4*** or Roll: 4.75***
Height	m Transport: 1.60 / Operating: 1.35
Ground clearance with head fully raised	mm Flail Tine: 4.32 or Roll: 4.57
Weights**	
Operating weight	kg Flail Tine: 1864*** / Roll: 1891***

— Not Available

*Rear curtain down for all height and length measurements on machines with flail conditioners. Subtract 50.8 mm for flail curtain up. Windrow shields fully open for length in both positions.

**Weights with rubber conditioning rolls. Add 45 kg for steel rolls.

***Weights & dimensions are with standard drawbar hitch. Add 68 kg & .60 length for swivel hitch models.

AT YOUR OWN DEALER



YOUR SUCCESS – OUR SPECIALTY

Visit our web site at: www.newholland.com - tel: +61 2 9673 7777
31-53 Kurrajong Road, St Marys NSW 2760



Safety begins with a thorough understanding of the equipment. Always make sure you and your operators read the Operator's Manual before using the equipment. Pay close attention to all safety and operating decals and never operate machinery without all shields, protective devices and structures in place.

The data indicated in this folder are approximate. The models described here can be subjected to modifications without any notice by the manufacturer. The drawings and photos may refer to equipment that is either optional or intended for other countries. Please apply to our Sales Network for any further information. Published by New Holland Brand Communications. - Printed in Australia - 9NHB0012AUS 02/20