

CX30D



MINI EXCAVATORS

D-Series



Engine D1703-M

Engine power 18.2 kW – 24.4 hp

Operating weight with canopy 3110 kg

Operating weight with cab 3240 kg

SPECIFICATIONS

CX30D

ENGINE

Type _____ KUBOTA D1703-M - STAGE 5
 Max. Power (2200 rpm) (kW / hp) _____ 18.2 - 24.4
 Displacement (cm³) _____ 1647
 Number of cylinders (n°) _____ 3
 Cooling _____ Liquid
 Consumption (l/h) _____ 3.5
 Alternator (V) _____ 12 (40 A)
 Battery V (Ah) _____ 12 (80)

HYDRAULIC SYSTEM

Circuit Type _____ Load Sensing closed center system
 with "Flow Sharing" control valve
 Pump type _____ 1 LS variable pump
 Pump displacement (cm³) _____ 48
 Pump capacity (l/min) _____ 101
 Max. circuit calibration pressure (bar) _____ 260
 Auxiliary systems (max pressure):
 AUX 1 single or double effect
 with priority (l/min) _____ 40 (50 Max) - 200 left / 250 right bar
 AUX 2 double effect
 (optional) (l/min) _____ 32/20 - 190 (250 Max) bar
 AUX 3 double effect
 (optional) (l/min) _____ 32/20 - 190 (250 Max) bar

SLEWING & TRAVEL SPEED

Travelling speed
 (AUTO TWO SPEED) (km/h) _____ 1st : 0 ÷ 2.7 / 2nd : 0 ÷ 4.3
 Slew speed (rpm) _____ 10.5

CONTROLS

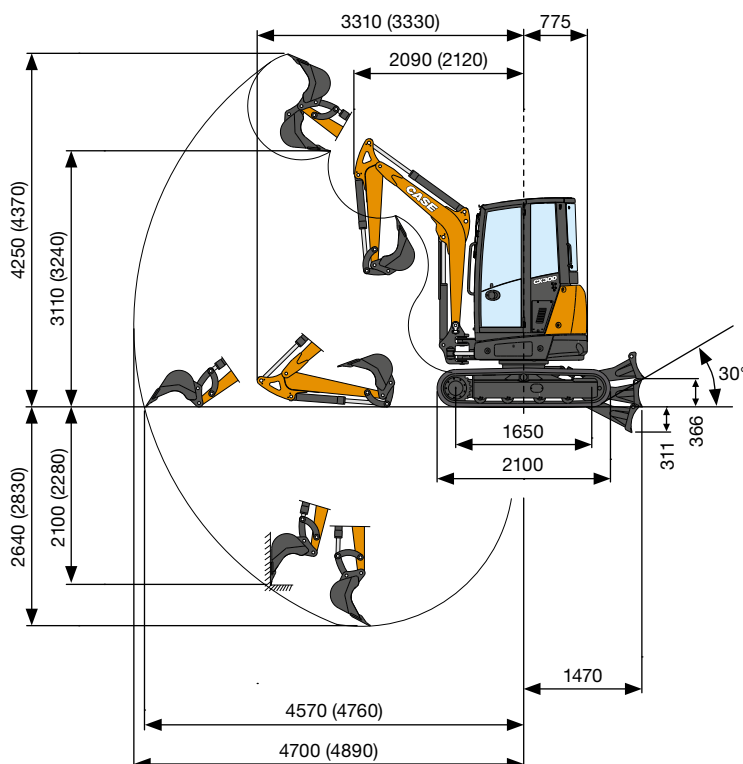
Boom, dipper stick,
 bucket and turret swing _____ 2 pilot joysticks
 Track movements (included counter rotation) _____ 2 pilot levers
 Dozer blade _____ pilot lever
 Priority auxiliary system with holding function
 AUX 1 (single or double effect) _____ electroproportional
 switch on right joystick
 Auxiliary system
 AUX 2 (double effect) _____ electroproportional
 switch on left joystick
 Boom swing _____ electroproportional switch on left joystick

WEIGHTS

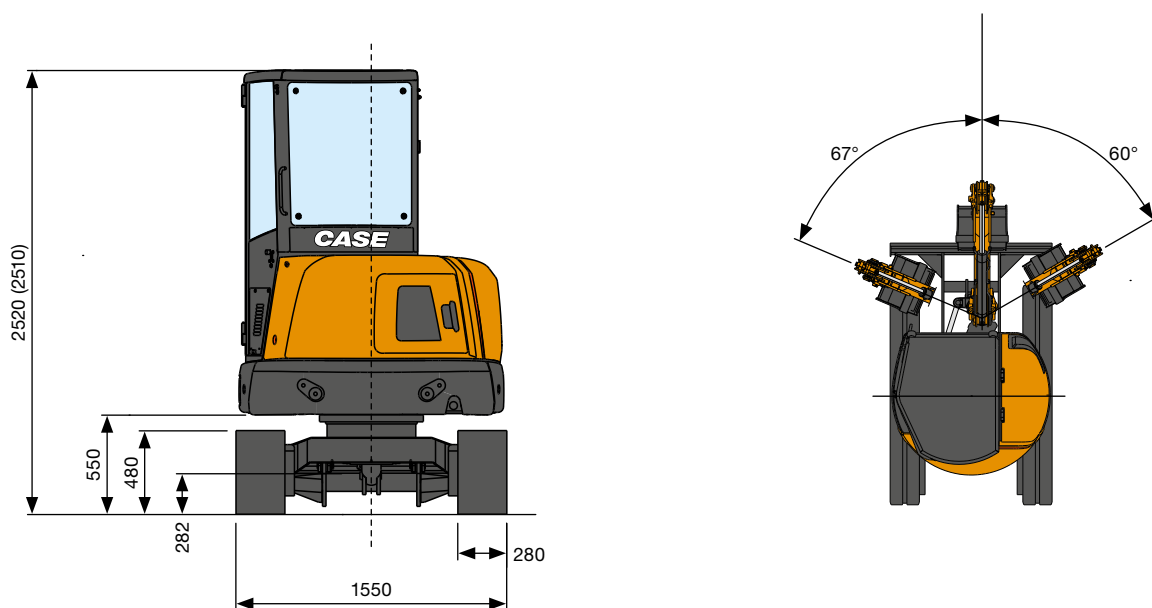
Transport weight with canopy (kg) _____ 2980
 Transport weight with cab (kg) _____ 3110
 Operating weight with canopy* ISO 6016 (kg) _____ 3110
 Operating weight with cab* ISO 6016 (kg) _____ 3240
 *with rubber tracks

CIRCUIT AND COMPONENT CAPACITIES

Fuel tank (l) _____ 49
 Hydraulic oil tank (l) _____ 33.5
 Hydraulic circuit capacity (l) _____ 54
 Cooling system capacity (l) _____ 7.5
 Engine oil (l) _____ 6.3



PERFORMANCE DATA		Std. Arm 1200 mm	Opt. Arm 1400 mm
Max. digging depth	mm	2640	2830
Max. dumping height with canopy (with cab)	mm	3110	3240
Bucket breakout force	daN	3500	
Arm breakout force ISO 6015	daN	1831	1645
Traction force	daN	3500	
Ground bearing pressure with rubber tracks	kg/cm ²	0.31	
Max. slope		60% - 30°	



GENERAL DIMENSIONS

Maximum width	mm	1550
Total height	mm	2520 (2510)
Tracks width	mm	280
Rear rotation radius	mm	775
Digging arm length standard (optional)	mm	1200 (1400)
Rollers number (for each side)	n°	4/1

LIFTING CAPACITY

CX30D

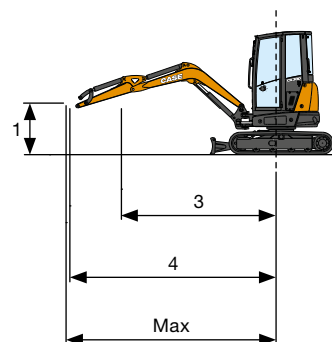
Opening arm from the rotation's center (m)
Lifting capacity (kg) at 1.0 m height
Standard counterweight

LIFTING CAPACITY	3	4	Max
Frontal and lowered dozer blade	1100*	850*	840*
Frontal and lifted dozer blade	640	410	400
Lateral, open undercarriage	500	330	320

* Indicates the hydraulic load limit.

The lifting capacity is based on the ISO 10567 and it does not exceed more than the 75% of static tipping load or more than the 87% of the hydraulic lifting capacity of the machine.

Standard dipper stick L = 1200 mm



STANDARD AND OPTIONS

STANDARD EQUIPMENT

- + Tilttable Cab/Canopy (ROPS/TOPS - FOPS Level 1)
- + Automatic Courtesy light
- + Electric socket on the roof for Rotating Beacon
- + Windshield washer
- + Rear-view mirrors (left, right)
- + Fabric seat with Mechanical suspension (cab)
- + Vinyl seat with Mechanical suspension (canopy)
- + Standard arm
- + Object handling kit (block valves on boom and arm, lifting hook and load chart)
- + Boom Lift cylinder and dozer blade cylinder protection
- + Standard counterweight
- + Air Filter with drain valve and electric anti-clogging indicator
- + Servo-assisted hydraulic joysticks with Electro-Hydraulic proportional controls
- + Electro-Hydraulic proportional Swing control
- + 1st Auxiliary (AUX1) circuit with Electro-Hydraulic proportional control
- + AUX1 circuit maximum flow mechanical setting
- + Mechanical diverter between Single effect and Double effect AUX1
- + 2 speed travel with Automatic Shift Down (from 2nd to 1st gear if more traction is required) and Shift-up
- + Rubber tracks
- + Standard Dozer Blade
- + Operator manual
- + Ignition key, which opens every machine lock
- + Standard LED working lights (boom)
- + Battery disconnect switch
- + Variable Volume Pump
- + Standard Hydraulic oil and Lubricants
- + CASE Sitewatch and SiteConnect

OPTIONAL EQUIPMENT

- + Air conditioning and Heating
- + DAB Radio, Bluetooth, USB, Aux-in (cab only)
- + Anti-Theft
- + Fabric seat with Pneumatic suspension (cab)
- + Travel alarm
- + Long arm
- + Additional counterweight
- + Electric fuel refill pump
- + 2nd Auxiliary (AUX2) circuit with Electro-Hydraulic proportional control
- + 3rd Auxiliary (AUX3) circuit with Electro-Hydraulic proportional control
- + Grapple provision (AUX3 with flow diverter from bucket cylinder)
- + Direct Drainage to tank
- + Block valves on dozer blade cylinder
- + Steel tracks
- + Dozer Float
- + Extra LED working lights (cab-front and cab-rear)
- + Rotating beacon
- + Bio Hydraulic oil and Lubricants
- + Constant Flow provision (i.e. for Mulcher): max constant flow of 31 l/min at 180 bar
- + Hydraulic quick coupler provision (Single or Double Effect)
- + Mechanical and Hydraulic quick couplers
- + Buckets
- + Electro-proportional Aux 1 flow setting
- + Electro-proportional Engine RPM control
- + Automatic Centralized Lubrication

CASE AFTERMARKET SOLUTIONS

- + Superior Protection grid (FOPS Level 2)
- + Front Protection grid (Level 2)
- + Rubber pads for steel tracks
- + Vast variety of attachments
- + Full range of Mechanical and Hydraulic quick couplers
- + Full range of Buckets

CNH Industrial
Deutschland GmbH
Case Baumaschinen
Benzstr. 1-3 - D-74076 Heilbronn
DEUTSCHLAND

CNH Industrial
Maquinaria Spain, S.A.
Avenida Aragón 402
28022 Madrid - ESPAÑA

CNH Industrial France, S.A.
16-18 Rue des Rochettes
91150 Morigny-Champigny
FRANCE

CNH Industrial Italia Spa
Lungo Stura Lazio 19
10156, Torino
ITALIA

CASE Construction Equipment
Cranes Farm Rd
Basildon - SS14 3AD
UNITED KINGDOM

NOTE: Standard and optional fittings can vary according to the demands and specific regulations of each country. The illustrations may include optional rather than standard fittings - consult your Case dealer. Furthermore, CNH Industrial reserves the right to modify machine specifications without incurring any obligation relating to such changes.

Conforms to directive 2006/42/EC

CASECE.COM
00800-2273-7373

The call is free from a land line.
Check in advance with your Mobile Operator if you will be charged. Toll free number not available from all calling areas.